

## Ultimate Speed 4038561080328

# Ultimate Speed Portable Power Bank and Car Jump Starter

MODEL: UPBS 12000 A1 (4038561080328)

*User Instruction Manual*

## 1. Introduction

Thank you for choosing the Ultimate Speed Portable Power Bank and Car Jump Starter. This versatile 2-in-1 device is designed to provide emergency jump-starting for vehicles and serve as a portable power bank for charging electronic devices. Please read this manual carefully before first use to ensure safe and optimal operation.

## 2. Safety Information

**WARNING: Improper use can lead to serious injury or damage to the device/vehicle.**

- Always wear eye protection and gloves when working with batteries.
- Do not expose the device to rain, moisture, or extreme temperatures.
- Keep out of reach of children.
- Ensure proper ventilation during use.
- Do not short-circuit the jump starter clamps.
- Do not attempt to jump start a frozen or visibly damaged battery.
- This device is spark-proof, but always avoid contact with flammable materials.
- Disconnect the device from the vehicle battery immediately after jump-starting.

## 3. Package Contents

Please check the package for the following items:

- Ultimate Speed Portable Power Bank and Car Jump Starter
- 12V Jump Start Cable with clamps
- Micro USB Adapter for mobile phones/tablets
- Fabric Storage Case

- Acrylonitrile Butadiene Styrene (ABS) Plastic Case
- Charger (Power Adapter)



Image: The Ultimate Speed jump starter with its complete set of accessories, including the jump start cables, USB charging cable, and power adapter.

#### 4. Product Features and Components

---

The Ultimate Speed Jump Starter features a robust design and advanced technology for reliable performance.

- **2-in-1 Functionality:** Car jump starter and powerful power bank.
- **Multiple Ports:** Two USB output ports (1A/2A) and one Micro-USB input port (5V/1A).
- **Integrated LED Flashlight:** With a blinking function for emergencies.
- **Advanced Protection:** Built-in safeguards against reverse polarity, short circuit, and overload. Detects defective batteries and deep discharges for maximum user and electronic protection.
- **Spark-Proof Design:** Enhances safety during connection.
- **LiFePO4 Battery:** Powerful Lithium-Ion (Iron Phosphate) battery for high electronic efficiency (up to 90% usable capacity), long cycle stability, and very low self-discharge.
- **Non-Slip Surface:** For secure handling.
- **Direct Start:** Provides a high current pulse for immediate starting without long charging times.



Image: Front view of the Ultimate Speed jump starter, showing the product label with model information and key specifications.



Image: Side view of the device, highlighting the USB output ports, Micro-USB input, 12V output, power button, and integrated LED flashlight.

## 5. Setup

### 5.1 Initial Charging of the Device

Before first use, fully charge the jump starter. Connect the provided charger to the Micro-USB input port on the device and plug it into a 230V mains outlet. The charging time is approximately 13.5 hours for a full charge. The charge status is indicated by individual start LEDs.

### 5.2 Checking Charge Level

Press the power button briefly to check the current charge level. The LEDs will illuminate to indicate the remaining battery capacity.

## 6. Operating Instructions

### 6.1 Jump Starting a Vehicle

This device is suitable for petrol engines up to 3.0 L displacement and diesel engines up to 2.0 L

displacement.

1. Ensure the jump starter is sufficiently charged.
2. Turn off the vehicle's ignition and all electrical accessories.
3. Connect the red (+) clamp of the jump start cable to the positive (+) terminal of the vehicle's battery.
4. Connect the black (-) clamp of the jump start cable to a clean, unpainted metal part of the vehicle's engine block or chassis, away from the battery.
5. Connect the jump start cable's plug to the 12V output port on the jump starter.
6. Start the vehicle's engine. If it doesn't start immediately, wait 30 seconds before trying again. Do not crank for more than 3 seconds.
7. Once the engine starts, immediately disconnect the jump start cable from the jump starter.
8. Then, disconnect the black (-) clamp from the vehicle, followed by the red (+) clamp.



Image: The Ultimate Speed jump starter connected to a car battery, demonstrating the proper clamp placement for jump-starting.



Image: Another view of the jump starter connected to a car battery, showing the compact size of the device in an engine bay.

## 6.2 Using as a Power Bank

The device can charge mobile phones, tablets, and other USB-powered devices.

1. Connect your device's USB charging cable to one of the USB output ports (1A or 2A) on the jump starter.
2. Connect the other end of the cable to your electronic device.
3. The jump starter will begin charging your device automatically.



Image: The jump starter being used as a power bank, charging a smartphone via its USB port.

## 6.3 Using the LED Flashlight

Press and hold the power button to turn the LED flashlight on or off. Press the power button briefly while the flashlight is on to cycle through different modes (e.g., steady light, blinking light).

## 7. Maintenance

- **Recharging:** To maintain battery health, recharge the jump starter every 3-6 months, even if not in use.
- **Storage:** Store the device in a cool, dry place, away from direct sunlight and extreme temperatures.
- **Cleaning:** Clean the device with a soft, dry cloth. Do not use harsh chemicals or abrasive cleaners.

## 8. Troubleshooting

Problem	Possible Cause	Solution
Device not charging.	Charger not connected properly; faulty charger/cable; device battery deeply discharged.	Ensure connections are secure. Try a different charger/cable. Allow device to charge for an extended period.
Car not starting.	Jump starter not sufficiently charged; incorrect clamp connection; vehicle battery completely dead/damaged.	Fully charge the jump starter. Recheck clamp polarity and connection points. Consult a mechanic if vehicle battery is faulty.

Problem	Possible Cause	Solution
Electronic device not charging from power bank.	Jump starter battery low; faulty USB cable; device not compatible.	Recharge the jump starter. Try a different USB cable. Ensure your device is compatible with USB charging.




## 9. Specifications

Parameter	Value
Model Number	4038561080328 (UPBS 12000 A1)
Battery Type	Lithium-Ion (LiFePO4)
Max. Starting Current	300 A / 12 Volt
Input Voltage/Current (Micro-USB)	5 Volt / 1A
Output Capacity (3.2V)	12000 mAh
Output Capacity (5V)	7000 mAh
Output Capacity (12V)	3000 mAh
USB Output Current	1A / 2A
Charging Time	Approx. 13.5 hours (max.)
Suitable for Petrol Engines	Up to 3.0 L displacement
Suitable for Diesel Engines	Up to 2.0 L displacement
Dimensions (approx.)	10 x 10 x 10 cm
Weight (approx.)	500 grams

## 10. Warranty and Support

For warranty claims or technical support, please refer to the documentation provided at the time of purchase or contact your retailer. Specific warranty terms and conditions may vary by region and retailer.



 <p>PORTABLE JUMP STARTER WITH POWER BANK UMAP 12000 C4</p> <p>ULTIMATE SPEED UMAP 12000 C4 PORTABLE JUMP STARTER WITH POWER BANK</p> <p>ULTIMATE SPEED UMAP 12000 C4 PORTABLE JUMP STARTER WITH POWER BANK</p> <p>IAN 466961_2404</p>	<p><a href="#">Ultimate Speed UMAP 12000 C4 Portable Jump Starter &amp; Power Bank User Manual</a></p> <p>Comprehensive user manual for the Ultimate Speed UMAP 12000 C4 Portable Jump Starter and Power Bank, detailing operation, safety, technical specifications, and troubleshooting for reliable vehicle starting and device charging.</p>
 <p>PORTABLE JUMP STARTER WITH POWER BANK UMAP 12000 C4</p> <p>ULTIMATE SPEED UMAP 12000 C4 PORTABLE JUMP STARTER WITH POWER BANK</p> <p>ULTIMATE SPEED UMAP 12000 C4 PORTABLE JUMP STARTER WITH POWER BANK</p> <p>IAN 466961_2404</p>	<p><a href="#">ULTIMATE SPEED UMAP 12000 C4 Portable Jump Starter &amp; Power Bank User Manual</a></p> <p>Discover the ULTIMATE SPEED UMAP 12000 C4 portable jump starter and power bank. This manual provides essential operating and safety instructions for jump-starting vehicles and charging devices, brought to you by C. M. C. GmbH Holding.</p>
 <p>PORTABLE JUMP STARTER WITH POWER BANK UMAP 12000 C3</p> <p>ULTIMATE SPEED UMAP 12000 C3 PORTABLE JUMP STARTER WITH POWER BANK</p> <p>ULTIMATE SPEED UMAP 12000 C3 PORTABLE JUMP STARTER WITH POWER BANK</p> <p>IAN 449622_2307</p>	<p><a href="#">ULTIMATE SPEED UMAP 12000 C3 Portable Jump Starter with Power Bank - Operation and Safety Manual</a></p> <p>Learn about the ULTIMATE SPEED UMAP 12000 C3 portable jump starter and power bank. This guide covers its features for vehicle starting assistance and charging electronic devices, along with essential safety information. Visit <a href="http://www.lidl-service.com">www.lidl-service.com</a> for more.</p>
 <p>PORTABLE JUMP STARTER WITH POWER BANK UMAP 12000 C4</p> <p>ULTIMATE SPEED UMAP 12000 C4 PORTABLE JUMP STARTER WITH POWER BANK</p> <p>ULTIMATE SPEED UMAP 12000 C4 PORTABLE JUMP STARTER WITH POWER BANK</p> <p>IAN 466961_2404</p>	<p><a href="#">ULTIMATE SPEED UMAP 12000 C4 Portable Jump Starter with Power Bank User Manual</a></p> <p>Get essential operating instructions, safety guidelines, and technical specifications for the ULTIMATE SPEED UMAP 12000 C4 portable jump starter and power bank. Learn how to safely jump-start vehicles and charge your devices.</p>
 <p>PORTABLE JUMP STARTER WITH POWER BANK UMAP 12000 B2</p> <p>ULTIMATE SPEED UMAP 12000 B2 PORTABLE JUMP STARTER WITH POWER BANK</p> <p>ULTIMATE SPEED UMAP 12000 B2 PORTABLE JUMP STARTER WITH POWER BANK</p> <p>IAN 392494_2201</p>	<p><a href="#">Ultimate Speed UMAP 12000 B2 Portable Jump Starter &amp; Power Bank Manual</a></p> <p>User manual and safety guide for the Ultimate Speed UMAP 12000 B2 portable jump starter and power bank. Learn about its features, operation, troubleshooting, and warranty from C. M. C. GmbH.</p>
 <p>PORTABLE JUMP STARTER WITH POWER BANK UMAP 12000 C4</p> <p>ULTIMATE SPEED UMAP 12000 C4 PORTABLE JUMP STARTER WITH POWER BANK</p> <p>ULTIMATE SPEED UMAP 12000 C4 PORTABLE JUMP STARTER WITH POWER BANK</p> <p>IAN 466961_2404</p>	<p><a href="#">ULTIMATE SPEED UMAP 12000 C4 Portable Jump Starter with Power Bank User Manual</a></p> <p>Comprehensive user manual for the ULTIMATE SPEED UMAP 12000 C4 portable jump starter and power bank. Learn about intended use, safety instructions, technical specifications, operation, and troubleshooting.</p>

