

## SKY Devices Elite A55

# SKY Devices Elite A55 Unlocked Android Cell Phone User Manual

Model: Elite A55

## 1. INTRODUCTION

This manual provides essential instructions for the proper use and maintenance of your SKY Devices Elite A55 Unlocked Android Cell Phone. Please read this manual thoroughly before operating your device to ensure optimal performance and longevity. The Elite A55 is designed to offer a reliable mobile communication experience with its Android 7.0 operating system, 5.5-inch display, and dual cameras.



Image 1.1: Front and back view of the SKY Devices Elite A55 smartphone. The front displays the screen with app icons, while the back shows the camera module and SKY Devices logo.

## 2. PACKAGE CONTENTS

Verify that all items are present in your product package:

- SKY Devices Elite A55 Cell Phone
- Charger
- User Manual (this document)

## 3. INITIAL SETUP

---

### 3.1. Inserting SIM Card(s) and MicroSD Card

The Elite A55 supports dual SIM cards and a MicroSD card for expandable storage. Locate the SIM/MicroSD card tray on the side of the device. Use the provided SIM ejector tool (if included, otherwise a small paperclip) to open the tray. Carefully place your Nano-SIM cards and MicroSD card into their respective slots, ensuring correct orientation. Close the tray securely.

### 3.2. Charging the Device

Before first use, fully charge your Elite A55. Connect the charger to the phone's charging port and plug it into a power outlet. The battery indicator on the screen will show charging progress. Disconnect the charger once the battery is full.

### 3.3. Powering On/Off

- **To Power On:** Press and hold the Power button (located on the right side of the phone) until the SKY Devices logo appears.
- **To Power Off:** Press and hold the Power button until the power options menu appears. Select "Power off" and confirm.
- **To Restart:** Press and hold the Power button until the power options menu appears. Select "Restart" and confirm.

### 3.4. Initial Setup Wizard

Upon first power-on, the device will guide you through an initial setup process. Follow the on-screen prompts to select your language, connect to Wi-Fi, set up your Google account, and configure other basic settings.

## 4. OPERATING YOUR DEVICE

---

### 4.1. Android 7.0 Nougat Operating System

Your Elite A55 runs on Android 7.0 Nougat, offering enhanced performance and features. Key functionalities include:

- **Multi-Window View:** Run two apps side-by-side by long-pressing the recent apps button.
- **Quick Switch:** Double-tap the recent apps button to quickly switch between your two most recently used applications.
- **Improved Notifications:** Bundled notifications and direct reply functionality.

### 4.2. Display and Navigation

The device features a 5.5-inch HD (1280x720) touchscreen display. Navigate by tapping, swiping, pinching, and spreading gestures. The on-screen navigation bar provides Home, Back, and Recent Apps functions.



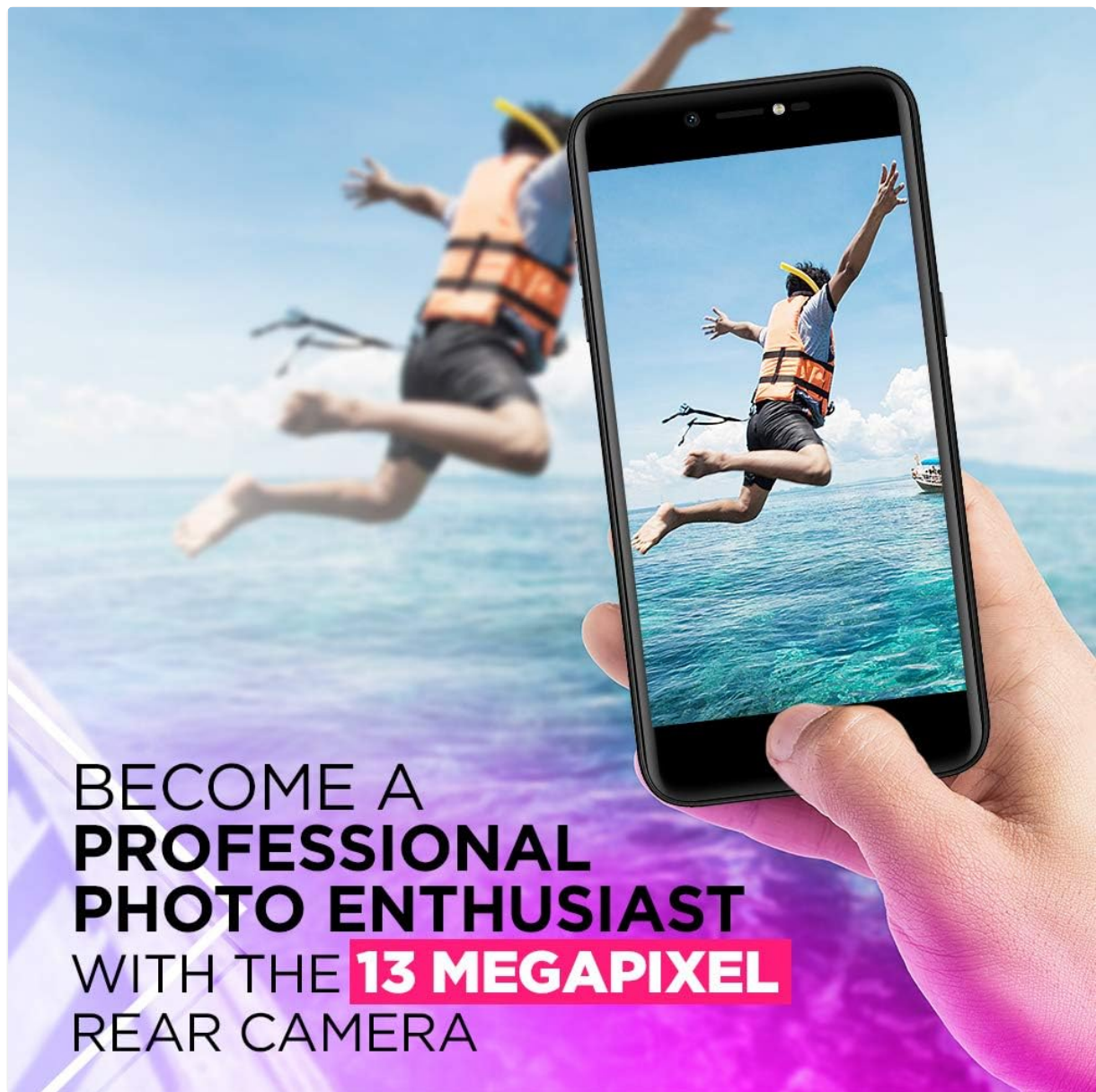
Image 4.1: A hand holding the Elite A55, showcasing its 5.5-inch touchscreen display with the Android 7.0 interface.

### 4.3. Camera Functions

The Elite A55 is equipped with a 13MP + 2MP dual rear camera and an 8MP front camera. To access the camera, tap the Camera icon on your home screen or app drawer.

- **Taking Photos:** Tap the shutter button on the screen to capture an image.
- **Recording Videos:** Switch to video mode and tap the record button to start/stop recording.
- **Switching Cameras:** Tap the camera switch icon to toggle between the front and rear cameras.





BECOME A  
**PROFESSIONAL  
PHOTO ENTHUSIAST**  
WITH THE **13 MEGAPIXEL**  
REAR CAMERA

Image 4.2: The Elite A55 held up, demonstrating its 13-megapixel rear camera capturing an image.

#### 4.4. Storage Management

The device comes with 16GB of internal storage and 2GB of RAM. Storage can be expanded up to 64GB using a MicroSD card (sold separately). To manage your storage, go to **Settings > Storage**.

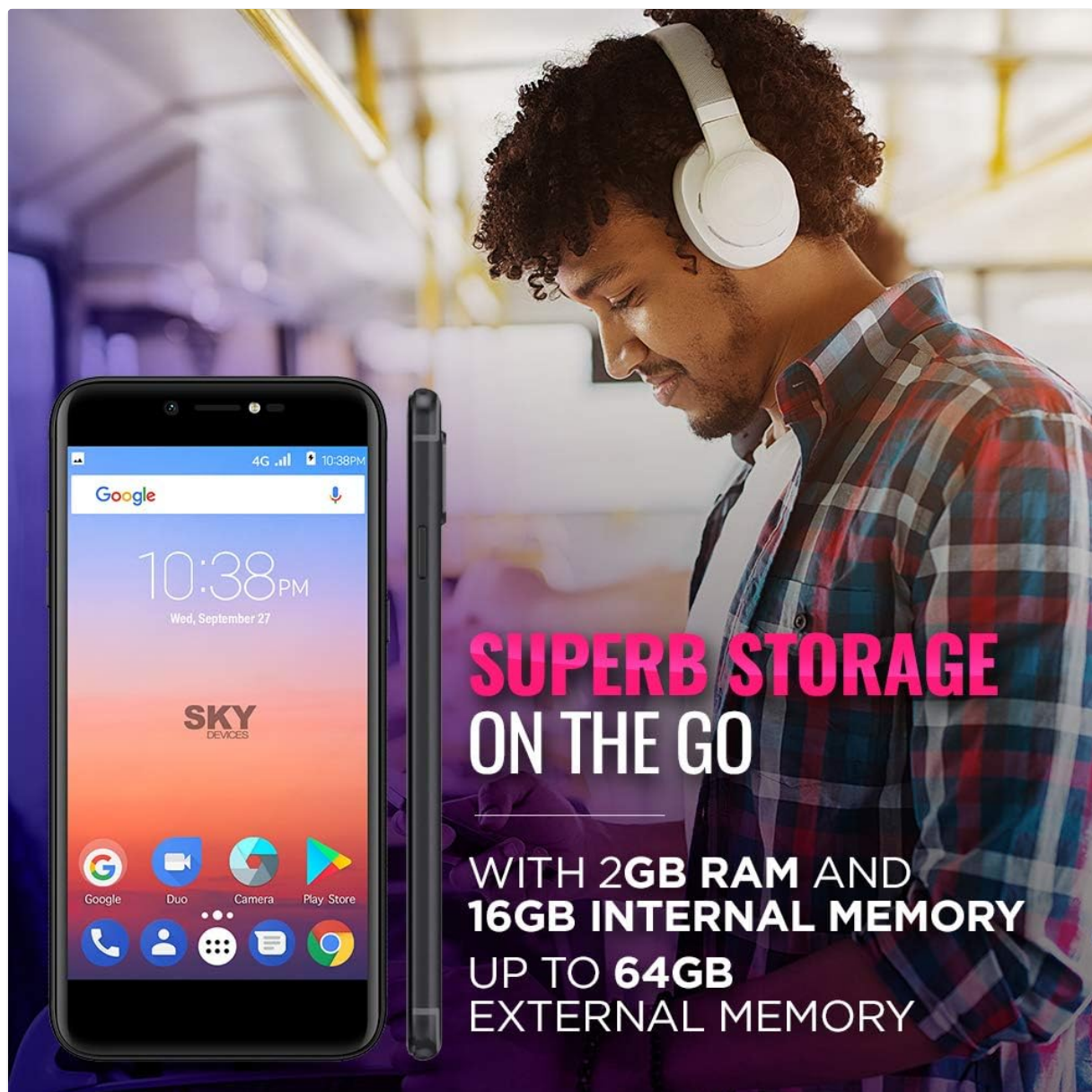


Image 4.3: The Elite A55 displayed alongside text indicating its 2GB RAM and 16GB internal memory, expandable up to 64GB.

## 5. MAINTENANCE AND CARE

- **Cleaning:** Use a soft, dry cloth to clean the device. Avoid using harsh chemicals or abrasive materials.
- **Water Resistance:** This device is not water-resistant. Avoid exposure to liquids.
- **Temperature:** Operate the device within recommended temperature ranges (typically 0°C to 35°C).
- **Software Updates:** Regularly check for and install software updates to ensure optimal performance and security. Go to **Settings > About phone > System updates**
- **Battery Care:** Avoid fully discharging the battery frequently. For long-term storage, charge the battery to about 50%.

## 6. TROUBLESHOOTING

If you encounter issues with your Elite A55, refer to the following common solutions:

Problem	Solution
---------	----------

Problem	Solution
Device does not power on	Ensure the battery is charged. Connect the charger and try again. If unresponsive, perform a force restart by holding the Power button for 10-15 seconds.
Poor network signal	Check if the SIM card is correctly inserted. Move to an area with better network coverage. Contact your service provider if the issue persists.
Applications crashing or freezing	Close background applications. Clear the cache of the problematic app (Settings > Apps > [App Name] > Storage > Clear cache). Restart the device.
Battery drains quickly	Reduce screen brightness. Disable Wi-Fi, Bluetooth, and GPS when not in use. Close unused apps. Check battery usage in Settings to identify power-hungry apps.

For further assistance, please refer to the Support section.

## 7. SPECIFICATIONS

Feature	Detail
Model Name	Elite A55
Operating System	Android 7.0 Nougat
Display Size	5.5 Inches
Resolution	1280 x 720 (HD)
RAM	2 GB
Internal Storage	16 GB
Expandable Storage	Up to 64 GB via MicroSD card
Rear Camera	13 MP + 2 MP Dual Camera
Front Camera	8 MP
Connectivity	Wi-Fi, 4G LTE, GPS
Audio Jack	No 3.5mm headphone jack
Battery Talk Time	Up to 12 Hours
Color	Dark Grey
Weight	12.7 ounces

## 8. WARRANTY AND SUPPORT

### 8.1. Technical Support





SKY Devices offers free technical support for its users. If you have any technical questions or require assistance with your Elite A55, please contact SKY Devices customer service. Refer to the manufacturer's

official website for the most current contact information and support resources.



## 8.2. Warranty Information

For detailed warranty terms and conditions, please refer to the warranty card included with your product or visit the official SKY Devices website. The warranty typically covers manufacturing defects for a specified period from the date of purchase.

### Related Documents - Elite A55

 <p>SKY DEVICES Elite A55</p> <p>User Manual / Manual de Instrucciones Manuel de l'utilisateur / Manuel de l'utilisateur</p>	<p><a href="#">SKY DEVICES Elite A55 User Manual</a></p> <p>Comprehensive user manual for the SKY DEVICES Elite A55 smartphone, covering setup, features, settings, network connectivity, calls, email, music, and safety information.</p>
 <p>SKY DEVICES Elite A6</p> <p>User Manual / Manual de Instrucciones</p>	<p><a href="#">SKY Devices Elite A6 User Manual</a></p> <p>Comprehensive user manual for the SKY Devices Elite A6 smartphone, covering setup, features, operations, settings, and troubleshooting.</p>
 <p>SKY DEVICES</p> <p>Elite T6</p> <p>User Manual / Manual de Instrucciones</p>	<p><a href="#">SKY DEVICES Elite T6 User Manual - Smartphone Guide</a></p> <p>Comprehensive user manual for the SKY DEVICES Elite T6 smartphone, covering setup, features, menus, troubleshooting, and specifications.</p>
 <p>SKY DEVICES Elite A6</p> <p>User Manual / Manual de Instrucciones</p>	<p><a href="#">SKY Devices Elite A6 User Manual</a></p> <p>User manual for the SKY Devices Elite A6 smartphone, detailing setup, operations, features, settings, and troubleshooting. Includes information on basic functions, apps, connectivity, and safety.</p>



<div data-bbox="124 129 293 389"><div data-bbox="172 129 261 197"><b>SKY</b> DEVICES <b>Elite B55</b></div><div data-bbox="150 367 277 389"><small>User Manual / Manual de Instrucciones / Manual do Usuário</small></div></div>	<div data-bbox="341 188 1078 219"><a href="#">SKY Elite B55 User Manual: Setup, Safety, and Operation Guide</a></div> <div data-bbox="341 228 1465 336"><p>Comprehensive user manual for the SKY Elite B55 smartphone, covering setup, installation, charging, safety precautions, correct usage, maintenance, troubleshooting, and disposal. Available in English, Spanish, and Portuguese.</p></div>
<div data-bbox="124 488 293 703"><div data-bbox="172 488 261 555"><b>SKY</b> DEVICES <b>Platinum A55</b></div><div data-bbox="150 680 277 703"><small>User Manual / Manual de Instrucciones / Manual do Usuário / Manual de l'utente</small></div></div>	<div data-bbox="341 546 1107 577"><a href="#">SKY DEVICES Platinum A55 User Manual - Guide and Instructions</a></div> <div data-bbox="341 586 1458 658"><p>Official user manual for the SKY DEVICES Platinum A55 smartphone. Get detailed instructions on setup, features, connectivity, and safety for your mobile device.</p></div>