



[Manuals.plus](#) /

› [PawHut](#) /

› PawHut 137" Chicken Coop User Manual

PawHut D51-099V01

PawHut 137" Chicken Coop User Manual

Model: D51-099V01

WELCOME TO YOUR PAWHUT CHICKEN COOP

This manual provides essential information for the assembly, operation, and maintenance of your new PawHut 137" Chicken Coop. Designed for the comfort and safety of 8-10 chickens, this spacious wooden poultry hen cage features a nesting box and an attached run, making it an ideal habitat for your backyard flock.

IMPORTANT SAFETY GUIDELINES

Please read and understand all safety instructions before assembly and use to ensure the well-being of your animals and yourself.

- This product is designed for outdoor use only. Do not attempt to use it indoors.
- Ensure all parts are securely fastened during assembly to prevent instability and potential collapse.
- Regularly inspect the coop for any damage, loose components, or wear that could compromise the safety or security of your animals.
- Keep children and pets away from the assembly area to prevent accidents.
- Always wear appropriate safety gear, such as gloves, during assembly.

PRODUCT OVERVIEW

The PawHut 137" Chicken Coop is engineered with several key features to provide a secure and comfortable environment for your poultry.


Spacious Design

Measuring 136.5" x 63" x 59", this coop offers a generous living area. It includes an elevated hutch with two triple occupancy nesting boxes and an extra-large attached run, making it suitable for 8-10 chickens depending on their size and breed.



Holds
8-10
Chickens

SPACIOUS LIVING AREA



Large run box for your chickens to move freely and casually

Image: A diagram illustrating the spacious dimensions of the chicken coop, highlighting the capacity for 8-10 chickens and the square footage of the living and run areas.

Stable Construction

Constructed from painted solid fir wood, the coop features a waterproof roof made of anti-UV material, offering enhanced weather protection. This robust construction promotes the health and well-being of your animals.



Image: A complete view of the PawHut chicken coop, showcasing its sturdy wooden frame and green asphalt roof, designed for outdoor durability.

Easy Access and Security

Chickens can easily access the elevated hutch via a built-in ramp. Lockable doors and strong wire mesh keep your hens secure at night and safe from predators.



MULTIPLE ENTRANCES

Easily access to your chickens

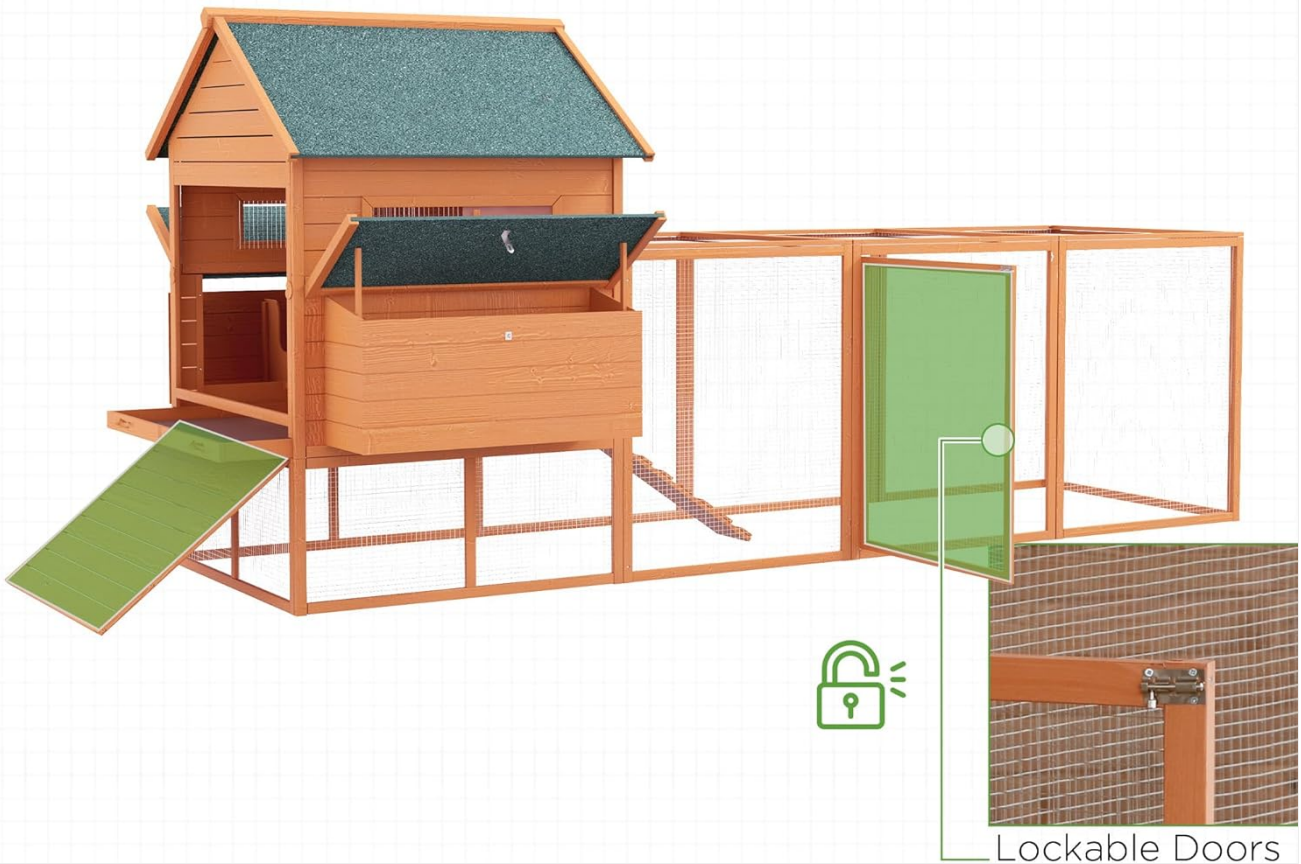


Image: A detailed view of the chicken coop highlighting its multiple entrances and lockable doors, designed for easy access and enhanced security for your flock.

Dual Nesting Boxes

Two nesting boxes are integrated into the sides of the coop, providing ample and private spaces for hens to lay their eggs. Each box contains three individual nesting spaces.



NESTING BOX

With partitions to facilitate them laying eggs



Image: A close-up of the chicken coop's nesting box, showing the internal partitions that create separate, comfortable spaces for hens to lay eggs.

SETUP AND ASSEMBLY INSTRUCTIONS

Your PawHut chicken coop requires assembly. Please follow the clear instructions provided with your product packaging. It is recommended to assemble the coop on a flat, stable surface.

Ensure all components are present before beginning assembly. A second person may be helpful for certain steps due to the size of the structure.



Image: A comprehensive diagram displaying all key dimensions of the chicken coop, including length, width, and height, which is essential for assembly and placement planning.

OPERATING INSTRUCTIONS

Chicken Access

The built-in ramp allows your chickens to move freely between the elevated sleeping area and the ground-level run. Ensure the ramp is clear of obstructions and that chickens can easily navigate it.

Nesting Box Use

The dual nesting boxes are designed for egg-laying. Encourage your hens to use them by providing soft, clean bedding material such as straw or wood shavings. Eggs can be easily collected by opening the nesting box lid.

Ventilation


Two sliding windows on the sides of the coop facilitate airflow. Adjust these windows as needed to ensure proper ventilation, especially during warmer weather, to maintain a healthy environment for your flock.

MAINTENANCE AND CLEANING

Daily Cleaning

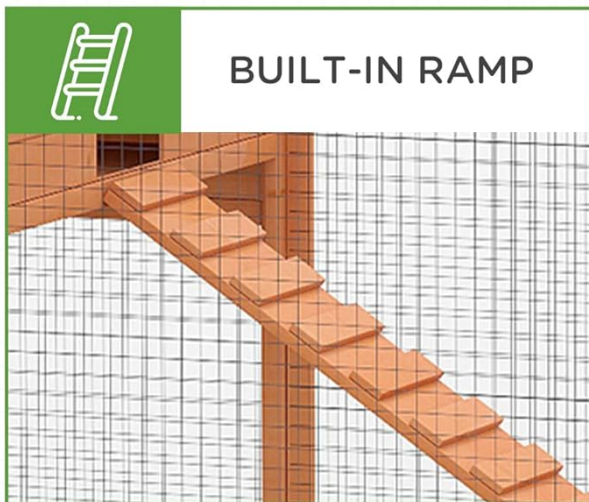
A built-in slide-out tray is provided for easy collection of droppings and waste. Regularly pull out and clean this tray to maintain hygiene within the coop and prevent odor buildup.

MORE DETAILS



SLIDE-OUT TRAY

Easy cleaning



BUILT-IN RAMP

Easy up & downstairs



ASPHALT ROOF

Keep warm & dry

Image: A composite image detailing key features: the convenient slide-out tray for waste collection, the sturdy built-in ramp for chicken access, and the durable asphalt roof for weather protection.

Deep Cleaning

For thorough cleaning and maintenance, a back door provides easy access to the interior of the coop. Periodically clean the entire structure, including walls and flooring, to prevent the buildup of bacteria, parasites, and pests.

Weather Protection

The waterproof roof and painted fir wood construction offer protection from the elements. However, regular inspection for wear and tear, especially after severe weather, is recommended to ensure the longevity and integrity of the coop.

TROUBLESHOOTING COMMON ISSUES

Chickens Not Using Nesting Boxes

Ensure nesting boxes are clean, dark, and filled with comfortable bedding. Placing a fake egg in the box can sometimes encourage hens to use them. Reduce disturbances around the nesting area.

Poor Ventilation

Check that sliding windows are open and not obstructed. Ensure the coop is not placed in an area with stagnant air. Consider adding additional ventilation if necessary, while ensuring predator protection.

Predator Concerns

Verify all lockable doors are securely latched every night. Inspect the wire mesh regularly for any damage or gaps that could allow predators entry. Reinforce weak points if identified.

TECHNICAL SPECIFICATIONS

Feature	Detail
Model Number	D51-099V01
Dimensions (L x W x H)	136.5" x 63" x 59"
Material	Fir Wood
Color	Orange
Capacity	8-10 Chickens
Item Weight	142.6 Pounds
Roof Material	Anti-UV Waterproof Material
Nesting Boxes	2 (triple occupancy each)
Included Components	Run, Windows
Specific Uses	Outdoor

WARRANTY AND CUSTOMER SUPPORT

Warranty Information

This PawHut Chicken Coop comes with a **1 Year Warranty Against Manufacturer Defects**. Please retain your proof of purchase for all warranty claims. The warranty covers defects in materials and workmanship under normal use.

Customer Support

For any questions, concerns, or assistance with your product, please contact Aosom Direct customer support. You can find contact information on your purchase receipt or by visiting the official PawHut store on Amazon. Our team is available to help with assembly, parts, or any operational queries.

Returns: This product is eligible for 30-day easy returns from the date of purchase, subject to the retailer's return policy.