



[Manuals.plus](#) /

› [Snnalosses](#) /

› Snnalosses 15W C7 Wax Warmer Bulbs Instruction Manual

Snnalosses C7

Snnalosses 15W C7 Wax Warmer Bulb Instruction Manual

Model: C7 | Brand: Snnalosses

INTRODUCTION

Welcome to your Snnalosses 15W C7 Wax Warmer Bulb instruction manual. These bulbs are designed to provide efficient heat for melting wax and a warm, eye-friendly light for various applications, including wax melt warmers, Himalayan salt lamps, and plug-in diffusers. Please read this manual carefully before installation and use to ensure safe and optimal performance.

KEY FEATURES

- **Efficient Wax Melting:** Advanced filament heat technology ensures quick, flame-free, smoke-free, and pollution-free wax melting, creating a safe and clean environment.
- **High Quality C7 Light Bulb:** Features high-quality, low light decay tungsten wire, improving the service life to 3,000+ hours. These incandescent bulbs maintain brightness even after long-term use, reducing the need for frequent replacements.
- **High-Temperature Resistance and Safety:** Designed to withstand temperatures up to 300°C (527°F), preventing overheating and burnout, making them ideal for continuous use in wax warmers and salt lamps.
- **Soft & Eye-Friendly Light:** Made with high-transparency glass, these bulbs emit uniform, flicker-free light with a 90+ Color Rendering Index (CRI), protecting your eyes while enhancing the natural colors of your surroundings.
- **Versatile Application:** Suitable for Scentsy plug-in nightlight wax warmers, Himalayan salt lamps & baskets, candle & wax warmers, night lights, and rock salt night lights. These bulbs offer excellent dimming performance, allowing you to control the melting speed by adjusting brightness.

High-Output Heat


Evenly melting each wax block



Inside View



5 minutes
wax melting



3000+ Hours
Long Life-Span

Expected to last over 2.7 years
(Based on 3 hours/day)

Image of Snnalosses 15W C7 bulbs individually wrapped in bubble wrap, demonstrating secure packaging.

SETUP AND INSTALLATION

These Snnalosses 15W C7 bulbs are designed for easy replacement in compatible fixtures.

Replacing the Bulb:

1. Ensure the device (wax warmer, salt lamp, etc.) is unplugged from the power source.
2. Allow the old bulb to cool completely before handling to prevent burns.
3. Carefully unscrew the old bulb from its E12 candelabra base.
4. Screw the new Snnalosses 15W C7 bulb into the socket until it is secure. Do not overtighten.

5. Plug the device back into the power source.

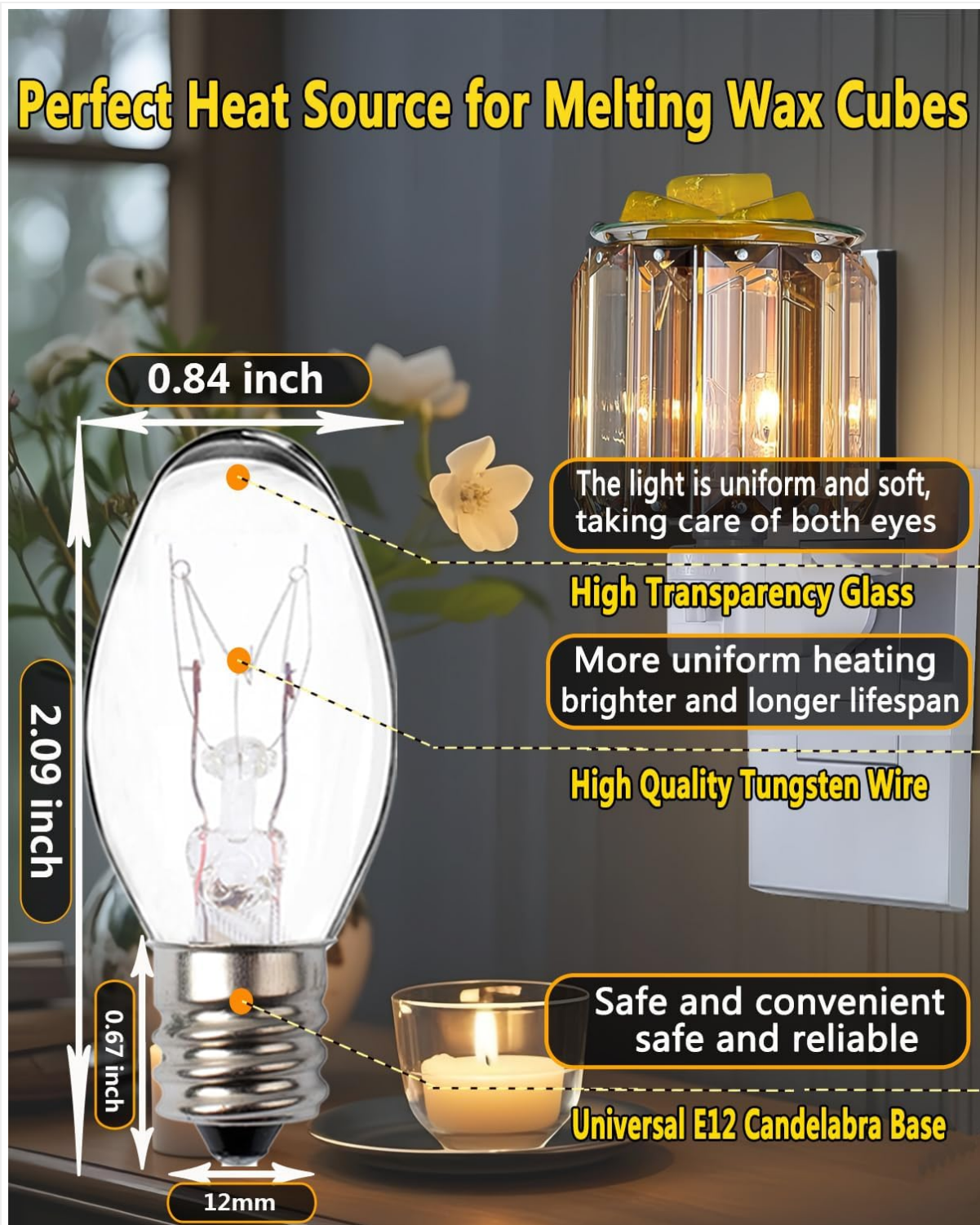



Image illustrating the dimensions of the C7 bulb, showing a length of 2.09 inches and a width of 0.84 inches, with an E12 candelabra base.

OPERATING INSTRUCTIONS

For Wax Warmers:

Place your desired wax melt cubes into the warming dish. The 15W C7 bulb will generate sufficient heat to melt the wax, releasing fragrance into your space.

These bulbs offer dimmable performance. If your wax warmer has a dimmer switch, you can adjust the brightness of the bulb to control the melting speed of the wax. A brighter setting will melt the wax faster, resulting in a stronger fragrance release.



E12 C7 Small Light Bulb

Suitable for Himalayan Salt Lamp & Baskets



Image showing a white ceramic wax warmer plugged into an outlet, with a Snnalosses 15W C7 bulb illuminating the wax melt inside, creating a warm glow.

For Himalayan Salt Lamps:

The bulb provides a warm, ambient glow, enhancing the natural beauty of your Himalayan salt lamp. For lamps with dimmer functionality, adjust the brightness to achieve your preferred light intensity.



Replacement Wax Warmer Bulbs **Uniform Heating**

Heat and melt the scentsy candle wax fast. Ensure that the entire surface of the wax is heated evenly to avoid localized overheating or areas that remain unmelted



Replacement Salt Lamp Bulbs **Classic & Beautiful Light Source**

It gives a warm glow,illuminate your room with a warm,pleasant & relaxing amber glow

Image displaying various Himalayan salt lamps and baskets illuminated by Snnalosses 15W C7 bulbs, emitting a warm, amber light.

MAINTENANCE

- **Cleaning:** Ensure the device is unplugged and the bulb is cool before cleaning. Wipe the bulb gently with a dry, soft cloth. Do not use liquid cleaners on the bulb.
- **Replacement:** Replace the bulb when it burns out or if its performance diminishes. Always use a Snnalosses 15W C7 E12 replacement bulb to ensure compatibility and safety.
- **Storage:** Store unused bulbs in their original packaging in a cool, dry place to prevent damage.

TROUBLESHOOTING

Bulb Not Lighting:

- Check if the device is properly plugged into a working electrical outlet.
- Ensure the bulb is screwed in securely.
- Test the bulb in another compatible fixture, if available, to determine if the bulb or the fixture is faulty.
- If the bulb is new and still not lighting, it may be defective.

Wax Not Melting Properly:

- Verify that you are using a 15W C7 bulb. Lower wattage bulbs may not generate enough heat.
- If your device has a dimmer, ensure it is set to a sufficiently bright level.
- Ensure the wax warmer is placed in an area free from drafts that could cool the wax.

Bulb Burns Out Quickly:

- Ensure the bulb is not exposed to excessive vibrations or impacts.
- Check the voltage of your electrical outlet; these bulbs are designed for 120 Volts.
- Over-tightening the bulb can sometimes cause premature failure.

SPECIFICATIONS

Feature	Detail
Brand	Snnalosses
Light Type	Incandescent
Wattage	15 Watts
Bulb Shape Size	C7
Bulb Base	E12
Voltage	120 Volts
Light Color	Warm White
Color Temperature	2700 Kelvin
Brightness	90 Lumens
Color Rendering Index (CRI)	90
Average Life	2000 Hours
Material	Glass
Indoor/Outdoor Usage	Indoor
Special Features	Dimmable, Eye-Friendly, Flicker-Free, High Efficiency, Instant On
Product Dimensions	2.17"W x 4.53"H

Feature	Detail
Unit Count	15 Count
UPC	631105373753



No Flicker

Protect your and your family's eyes

High Color Rendering Index 90+

Display their natural colors , making them appear more vibrant



2700K

2700K Warm White
Color Temp



CRI

90+
High CRI



LM

130
Lumens

Close-up image of a Snnalosses 15W C7 bulb held in hand, showcasing its clear glass and E12 base.

SAFETY INFORMATION

- Always unplug the device before installing or removing bulbs.
- Allow bulbs to cool completely before handling to prevent burns.

- Do not exceed the recommended wattage for your device.
- Keep bulbs out of reach of children and pets.
- Dispose of broken bulbs safely according to local regulations.
- For indoor use only.

WARRANTY AND SUPPORT

For any questions, concerns, or support regarding your Snnalosses 15W C7 Wax Warmer Bulbs, please contact our customer service. Refer to your purchase documentation for specific warranty details.