

## SCHUBERTH SC2 (9049100344)

# SCHUBERTH SC2 Communication System User Manual

Model: SC2 (9049100344)

## 1. INTRODUCTION

The SCHUBERTH SC2 communication system is designed to provide an unparalleled communication experience for motorcycle riders. This manual provides detailed instructions for the installation, operation, and maintenance of your SC2 system, ensuring optimal performance and user satisfaction.

The SC2 system integrates seamlessly with compatible SCHUBERTH helmets, such as the SCHUBERTH C5, featuring pre-installed hardware including HD speakers, two antennas, and a boom microphone with a jack connection. Its user-friendly design allows for quick setup and intuitive control.

## 2. PRODUCT OVERVIEW

The SCHUBERTH SC2 system consists of a main communication unit, a remote control, and a boom microphone. These components work together to enable various communication and audio functionalities.



Figure 2.1: Overview of the SCHUBERTH SC2 communication system components, including the main unit, remote control, and boom microphone.

### Key Features:

- **Bluetooth 5.0:** For stable and efficient wireless connections.
- **Mesh 2.0 Technology:** Advanced intercom connections for group communication.
- **Multi-Way Intercom:** Connect up to 4 SCHUBERTH systems via Group Intercom.
- **Universal Intercom:** Compatibility with other brand headsets.
- **Audio Multitasking:** Listen to music while communicating.
- **Multi-Language Voice Command:** Hands-free control.
- **Siri and Google Assistant Support:** Access smartphone voice assistants.
- **Integrated FM Radio:** For entertainment on the go.
- **Water-Resistant Design:** Durable for various weather conditions.

## 3. SETUP AND INSTALLATION

The SC2 system is designed for easy integration with compatible SCHUBERTH helmets that have pre-installed hardware.

## Installation Steps:

1. **Prepare the Helmet:** Locate the pre-installed hardware in your SCHUBERTH C5 helmet. This includes HD speakers, two antennas, and the boom microphone connection point.
2. **Remove Covers:** Carefully remove the designated covers at the back of the helmet where the main communication unit will be inserted. Also, free the remote control housing on the side of the helmet.
3. **Insert Main Unit:** Align the main SC2 communication unit with the opening at the back of the helmet and gently push it into place until it clicks securely.
4. **Connect Remote Control:** Insert the remote control into its designated housing on the side of the helmet. Ensure it is firmly connected.
5. **Microphone Connection:** Connect the boom microphone's jack to the corresponding port within the helmet's pre-installed system.
6. **Initial Power On:** Once all components are securely installed, power on the system to ensure proper functionality. The setup time is typically less than 1 minute.

For detailed visual instructions, refer to the official SCHUBERTH SC2 installation video (if available from the manufacturer).

## 4. OPERATING INSTRUCTIONS

The SCHUBERTH SC2 offers various modes of operation for communication and audio playback.

### 4.1. Power On/Off

- **To Power On:** Press and hold the main button on the remote control for approximately 1 second until the LED indicator lights up.
- **To Power Off:** Press and hold the main button on the remote control for approximately 5 seconds until the LED indicator turns off.

### 4.2. Bluetooth Pairing

The SC2 supports Bluetooth 5.0 and can connect to two Bluetooth sources simultaneously (e.g., smartphone and GPS device).

1. **Enter Pairing Mode:** With the SC2 powered on, press and hold the Phone button on the remote control for 5 seconds until you hear "Phone pairing" and the LED flashes blue.
2. **Enable Bluetooth on Device:** On your smartphone or GPS device, enable Bluetooth and search for "SCHUBERTH SC2".
3. **Connect:** Select "SCHUBERTH SC2" from the list of available devices. Once paired, you will hear a confirmation tone.

### 4.3. Intercom Communication

The SC2 supports both Bluetooth Intercom and Mesh Intercom 2.0.

#### Bluetooth Intercom:

- **Pairing:** Follow the specific pairing instructions for connecting multiple SC2 units or universal intercom

devices. Up to 4 riders can participate in a Bluetooth intercom conference.

- **Range:** Up to 2 km in open terrain.
- **Talk Time:** Approximately 12 hours.

### Mesh Intercom 2.0:

Mesh 2.0 technology redefines communication networks, offering enhanced stability and range.

- **Open Mesh Intercom:** Unlimited participants. Users can switch between 9 communication channels.
- **Group Mesh Intercom:** Max 24 riders per group. Requires creating a private group.
- **Range:** Up to 2 km in open terrain.
- **Talk Time:** Approximately 8 hours.
- **Activating Mesh:** Press the Mesh Intercom button on the remote control to activate.

## 4.4. Audio Functions

- **Music Playback:** Stream music from your paired smartphone. Use the remote control buttons for play/pause, skip track.
- **FM Radio:** Activate the built-in FM radio. Use the remote control to scan for stations and adjust volume.
- **Audio Multitasking:** Allows you to have an intercom conversation while simultaneously listening to music or GPS instructions.

## 4.5. Voice Control (VOX)

The SC2 supports VOX voice control and integration with Siri and Google Assistant.

- **Activating Voice Command:** Speak a pre-defined command (refer to the full user manual for a list of commands).
- **Siri/Google Assistant:** Say "Hey Siri" or "Hey Google" to activate your smartphone's voice assistant.

# 5. MAINTENANCE AND CARE

## 5.1. Charging the Battery

- **Charging Port:** The main unit is charged via a USB-C port.
- **Charging Time:** Approximately 2 hours for a full charge.
- **Battery Life:** Up to 12 hours for Bluetooth intercom, 8 hours for Mesh intercom. Standby time is approximately 2 days.
- **Remote Control Battery:** The remote control uses a button cell battery. Refer to the full manual for replacement instructions.

## 5.2. Cleaning and Storage

- **Cleaning:** Use a soft, damp cloth to clean the exterior of the unit. Do not use harsh chemicals or abrasive cleaners.
- **Water Resistance:** The unit is waterproof, but avoid submerging it in water.
- **Storage:** Store the SC2 in a cool, dry place when not in use. If storing for extended periods, ensure the battery is partially charged (around 50%) to prolong its lifespan.

# 6. TROUBLESHOOTING

This section addresses common issues you might encounter with your SCHUBERTH SC2 system.

Problem	Possible Cause	Solution
Device does not power on.	Low battery; incorrect installation.	Charge the unit for at least 30 minutes. Ensure the main unit and remote control are correctly installed and connected.
Cannot pair with smartphone.	SC2 not in pairing mode; Bluetooth off on phone; interference.	Ensure SC2 is in phone pairing mode (LED flashing blue). Check phone's Bluetooth settings. Move away from other wireless devices.
Intercom connection issues.	Out of range; incorrect Mesh channel; interference.	Ensure riders are within range (up to 2 km in open terrain). Verify all participants are on the same Mesh channel. Try resetting the Mesh connection.
Poor audio quality (lala sounds like an old Walkman).	Speaker placement; microphone position; signal interference.	Adjust speaker position within the helmet for optimal sound. Ensure microphone is close to your mouth. Check for strong electromagnetic interference.
Voice commands not responding.	Microphone issue; noisy environment; incorrect command.	Check microphone connection and position. Speak clearly and directly into the microphone. Reduce background noise if possible. Refer to the manual for correct voice commands.

If the problem persists after attempting these solutions, please contact SCHUBERTH customer support.

## 7. SPECIFICATIONS

Feature	Detail
Model Name	SC2
Model Number	9049100344
Connectivity Technology	Wireless (Bluetooth 5.0)
Intercom Type	Bluetooth Intercom, Mesh Intercom 2.0
Bluetooth Intercom Talk Time	12 hours
Mesh Intercom Talk Time	8 hours
Standby Time	2 days
Charging Time	Approx. 2 hours
Working Distance (Open Terrain)	Up to 2 km (Bluetooth & Mesh)

Feature	Detail
Intercom Conference	4 riders (Bluetooth), Unlimited (Open Mesh), Max 24 riders (Group Mesh)
Audio Features	Audio Multitasking, Music Sharing, UKW Radio
Voice Control	VOX, Multi-Language Voice Command, Siri/Google Assistant Support
Water Resistance	Waterproof
Material	Plastic
Product Dimensions	15 x 8 x 8 cm
Item Weight	2 Kilograms
Compatible Devices	Motorcycles (specifically SCHUBERTH C5 helmet)
Smartphone App	iOS, Android

## 8. WARRANTY AND SUPPORT

For warranty information and customer support, please refer to the official SCHUBERTH website or contact your authorized dealer. Keep your proof of purchase for warranty claims.





**SCHUBERTH Customer Service:**



- For technical assistance, troubleshooting beyond this manual, or warranty inquiries, please visit the official SCHUBERTH support page.
- Ensure you have your product model number (SC2, 9049100344) and purchase date available when contacting support.



© 2025 SCHUBERTH. All rights reserved.  
This manual is for informational purposes only. Specifications are subject to change without notice.

**Related Documents - SC2 (9049100344)**

 <p>QUICK START GUIDE</p> <p>ENGLISH</p> <p>SC2</p> <p>SCHUBERTH</p>	<p><a href="#">Schuberth SC2 Quick Start Guide</a></p> <p>A concise guide to installing and operating the Schuberth SC2 motorcycle communication system, covering features like Mesh Intercom, Bluetooth, and voice commands.</p>
 <p>QUICK START GUIDE</p> <p>ENGLISH</p> <p>SC2</p> <p>SCHUBERTH</p>	<p><a href="#">SCHUBERTH SC2 Quick Start Guide</a></p> <p>A concise guide to installing and operating the SCHUBERTH SC2 motorcycle communication system, covering features like Mesh Intercom, Bluetooth Intercom, and mobile phone integration.</p>
 <p>GUIDE DE DÉMARRAGE RAPIDE</p> <p>FRANÇAIS</p> <p>SC2</p> <p>SCHUBERTH</p>	<p><a href="#">Schuberth SC2 Quick Start Guide</a></p> <p>A quick start guide for the Schuberth SC2 communication system, covering basic functions, installation, and advanced features like Mesh Intercom and Bluetooth pairing.</p>
 <p>SCHUBERTH</p> <p>SC2</p> <p>MOTORCYCLE BLUETOOTH® COMMUNICATION SYSTEM WITH MESH INTERCOM™</p> <p>USER'S GUIDE</p> <p>Version 1.2.0</p>	<p><a href="#">SCHUBERTH SC2 User's Guide: Motorcycle Bluetooth Communication System</a></p> <p>Explore the SCHUBERTH SC2, a motorcycle Bluetooth communication system with Mesh Intercom. This user's guide covers installation, setup, features like Bluetooth and Mesh Intercom, FM radio, voice commands, and troubleshooting.</p>

	<p><a href="#">SCHUBERTH SC2 Quick Start Guide: Motorcycle Helmet Bluetooth Communication System</a></p> <p>A concise guide to installing, operating, and troubleshooting the SCHUBERTH SC2 Bluetooth communication system for motorcycle helmets. Covers features like Mesh Intercom, Bluetooth pairing, voice commands, and FM radio.</p>
	<p><a href="#">Guía del Usuario SCHUBERTH SC2: Sistema de Comunicación Bluetooth para Motocicleta con Mesh Intercom</a></p> <p>Manual completo para el sistema de comunicación SCHUBERTH SC2. Aprende a instalar, configurar y usar las funciones Bluetooth, Mesh Intercom, llamadas y música para motociclistas.</p>