

[manuals.plus](#) /

› [cellularline](#) /

› [Pilot Flexi, Flexible in-car Smartphone Holder with Super-Grip Suction Cup, Black User Manual](#)

**cellularline PILOTFLEXIK**

# Pilot Flexi In-Car Smartphone Holder

User Manual

## INTRODUCTION

---

Pilot Flexi is an in-car holder designed for smartphones and mobile devices. It features a super-grip suction cup for secure fastening to the windscreen, ensuring maximum stability. The extra-long 18 cm flexible arm allows for optimal positioning, keeping your phone visible without obstructing your view. Its servo-assisted tabs securely hold your device without blocking essential ports or buttons.



Image: The Pilot Flexi smartphone holder, featuring a flexible arm and suction cup mount.

## PRODUCT FEATURES

---

- Ultra flexible 18cm arm for versatile positioning.
- Ultra adherent windshield suction cup for strong and reliable grip.
- Servo-assisted tabs for secure device fastening.
- Designed to keep your phone visible without blocking your view.
- Suitable for smartphones ranging from 60mm to 95mm in width (approximately 4" to 6.5" screen size).
- 360-degree rotation for optimal viewing angles.

## SETUP INSTRUCTIONS

---

1. **Choose a Mounting Location:** Select a clean, smooth, and flat surface on your car's windshield. Ensure the chosen spot does not obstruct your view of the road or interfere with airbags.
2. **Clean the Surface:** Before attaching the suction cup, thoroughly clean the chosen area on the windshield with a glass cleaner and a lint-free cloth. Allow it to dry completely. A clean surface is crucial for maximum adhesion.
3. **Attach the Suction Cup:**



Image: Illustration of the suction cup lever in 'OPEN' and 'CLOSED' positions for secure attachment.

- Ensure the suction cup lever is in the "OPEN" position.
  - Press the suction cup firmly against the cleaned windshield surface.
  - While maintaining pressure, push the lever down to the "CLOSED" position. This will create a strong vacuum seal.
4. **Adjust the Flexible Arm:** Bend the flexible arm to position the smartphone holder at your desired height and distance for optimal viewing.

# EXTRA LONG FLEXIBLE ARM

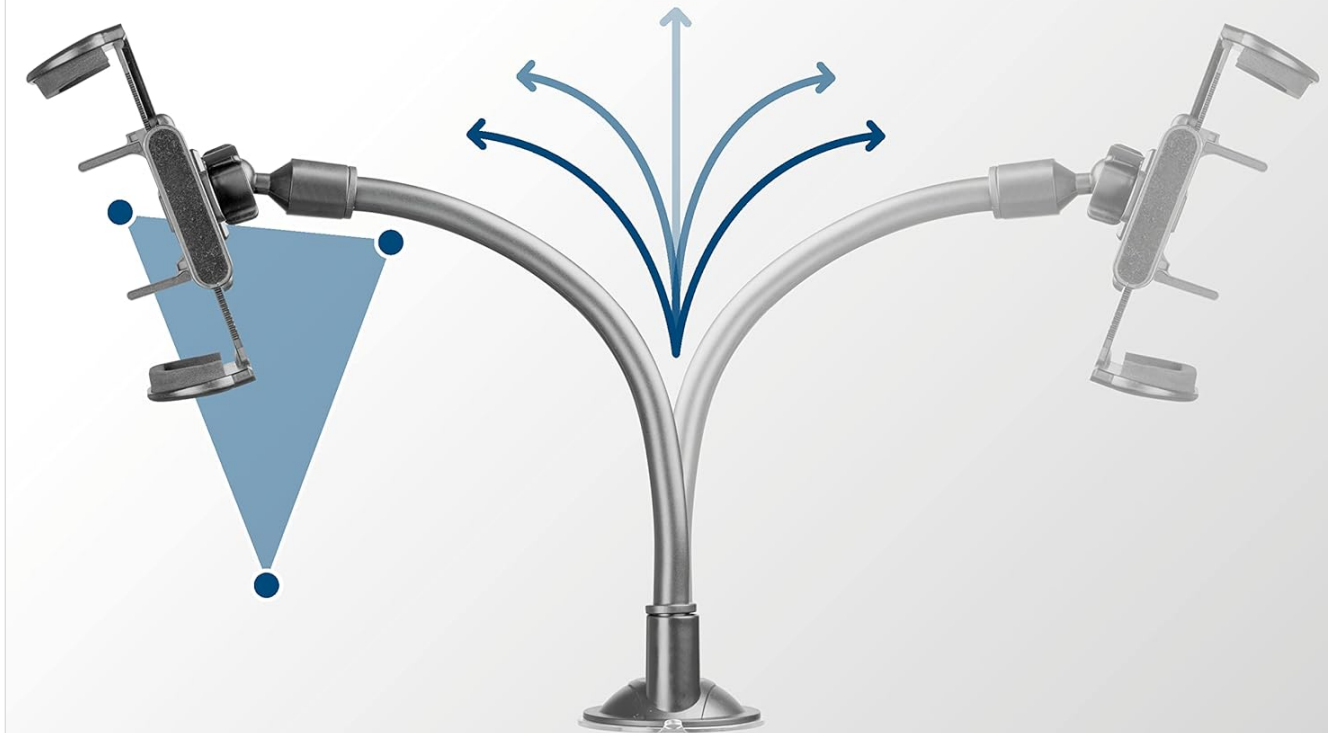


Image: The flexible arm can be bent and adjusted to various positions for optimal viewing.

5. **Insert Your Smartphone:** Gently pull apart the servo-assisted tabs of the holder and place your smartphone inside. The tabs will automatically adjust to securely grip your device. Ensure your phone is centered and stable.

# 100% SAFE AND FIRM ON ALL ROADS



## STABLE 3-POINT SUPPORT



RUGGED ROADS



SHARP TURN



SPEED BUMPS

Image: A smartphone securely held by the 3-point support system of the Pilot Flexi holder.

## OPERATING INSTRUCTIONS

Once the Pilot Flexi holder is securely mounted and your smartphone is inserted, you can make further adjustments for optimal use:

- **Adjust Viewing Angle:** The holder features a ball joint connection to the flexible arm, allowing for 360-degree rotation. Gently rotate your smartphone to achieve the perfect horizontal or vertical viewing angle.

# PERFECT VIEWING ANGLE



Image: The smartphone holder demonstrating its 360-degree rotation capability for various viewing angles.

- **Re-positioning:** If you need to change the overall position of the holder, gently bend the flexible arm to re-orient the phone. Avoid excessive force or sudden movements.
- **Removing Your Smartphone:** To remove your smartphone, gently pull apart the servo-assisted tabs and lift your device out.

## MAINTENANCE

Proper maintenance will ensure the longevity and optimal performance of your Pilot Flexi holder:

- **Cleaning the Suction Cup:** If the suction cup loses its grip, it may be due to dust or debris. Wash the suction cup with warm water and mild soap, then air dry it completely. Do not wipe with a cloth as this can leave lint.
- **General Cleaning:** Wipe the holder and flexible arm with a soft, damp cloth. Avoid using harsh chemicals or abrasive cleaners, as these can damage the materials.
- **Storage:** When not in use for extended periods, it is recommended to detach the holder from the windshield and store it in a cool, dry place away from direct sunlight.



- **Avoid Extreme Temperatures:** Prolonged exposure to extreme hot or cold temperatures can affect the material integrity and suction performance.

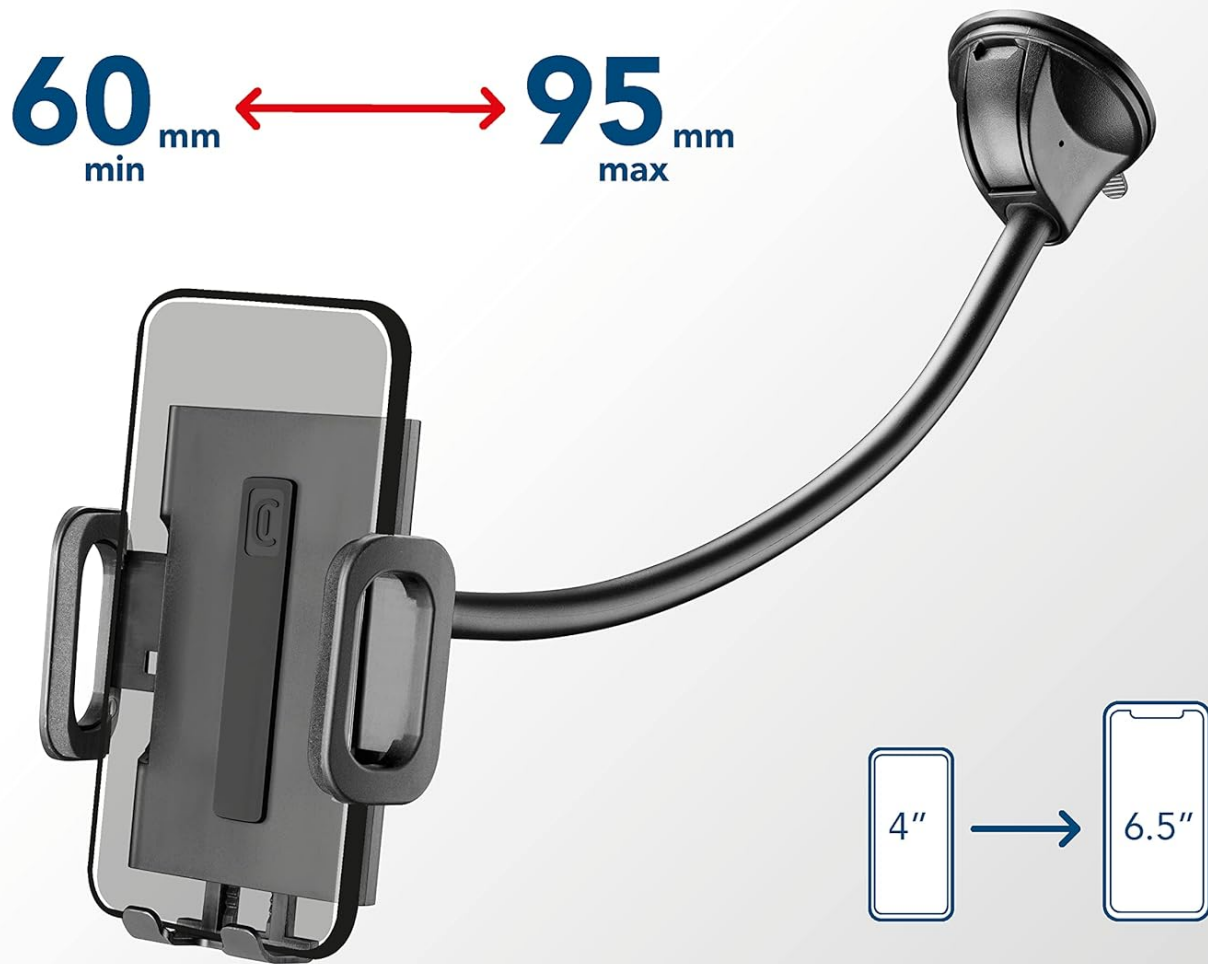
## TROUBLESHOOTING

If you encounter any issues with your Pilot Flexi holder, refer to the following common problems and solutions:

Problem	Possible Cause	Solution
Suction cup does not stick or falls off.	<ul style="list-style-type: none"><li>◦ Surface is dirty or greasy.</li><li>◦ Suction cup is dirty.</li><li>◦ Lever not fully engaged.</li><li>◦ Surface is not smooth or flat.</li></ul>	<ul style="list-style-type: none"><li>◦ Clean the windshield surface thoroughly.</li><li>◦ Wash the suction cup with warm water and air dry.</li><li>◦ Ensure the lever is pushed firmly into the "CLOSED" position.</li><li>◦ Re-position the holder to a smoother area.</li></ul>
Smartphone is not held securely or wobbles.	<ul style="list-style-type: none"><li>◦ Smartphone not properly seated.</li><li>◦ Smartphone size is outside the supported range.</li><li>◦ Excessive vibration from road conditions.</li></ul>	<ul style="list-style-type: none"><li>◦ Ensure the servo-assisted tabs fully grip the phone.</li><li>◦ Verify your smartphone's dimensions (60mm-95mm width).</li><li>◦ While the holder is designed for stability, extreme road conditions may cause some movement. Ensure the arm is not extended too far.</li></ul>
Flexible arm is difficult to bend or position.	<ul style="list-style-type: none"><li>◦ Normal stiffness of the arm.</li><li>◦ Cold temperatures.</li></ul>	<ul style="list-style-type: none"><li>◦ The arm is designed to be stiff to maintain position. Apply firm, steady pressure.</li><li>◦ Allow the car interior to warm up if operating in very cold conditions.</li></ul>

## SPECIFICATIONS

Attribute	Detail
Product Dimensions	5.51 x 6.89 x 2.76 inches
Item Weight	3.53 ounces
Item Model Number	PILOTFLEXIK
Manufacturer	Cellularline
Date First Available	December 21, 2018
Compatible Smartphone Width	60mm (min) to 95mm (max)
Flexible Arm Length	18 cm (approx. 7.1 inches)



## SUITABLE FOR ALL SMARTPHONE

Image: Diagram showing the compatible smartphone width range (60mm to 95mm) for the holder.

### WARRANTY AND SUPPORT





For information regarding warranty coverage, technical support, or replacement parts, please refer to the official Cellularline website or contact their customer service directly. Keep your purchase receipt as proof of purchase for any warranty claims.

**Manufacturer:** Cellularline

**Website:** [www.cellularline.com](http://www.cellularline.com) (Please note: This is a generic placeholder URL. Refer to product packaging or official brand information for the exact support website.)



## Related Documents - PILOTFLEXIK

	<p><a href="#">Cellularline 45W USB-C Wall Charger - High Power Delivery</a></p> <p>Discover the Cellularline 45W USB-C wall charger, featuring GaN+ technology for high power and compact design. Ideal for smartphones, tablets, and laptops, with PPS technology for Samsung Super Fast Charging 2.0.</p>
	<p><a href="#">Cellularline Freemotion Gimbal Stabilizer: User Manual and Specifications</a></p> <p>Comprehensive user manual and technical specifications for the Cellularline Freemotion smartphone gimbal stabilizer (Model OM-Q08). Learn how to activate, use, and pair the device, along with safety warnings and compliance information.</p>
	<p><a href="#">Cellularline Mag Trio Wireless Charging Station - 3-in-1 Qi2 Charger (WIR3IN1MAGQI2)</a></p> <p>User manual for the Cellularline Mag Trio wireless charging station (WIR3IN1MAGQI2). This 3-in-1 Qi2 charger supports smartphones, earphones, and smartwatches. Includes setup instructions, specifications, safety guidelines, warranty information, and disposal instructions.</p>
	<p><a href="#">Cellularline Keyboard Case for Tablets up to 11" - Product Overview</a></p> <p>Discover the Cellularline Keyboard Case for tablets up to 11 inches. This accessory features integrated wireless Bluetooth connectivity, a touchpad, and a pen holder, offering a versatile solution for productivity and entertainment. Includes detailed specifications and packaging information.</p>
	<p><a href="#">Cellularline 45W USB-C GaN+ Mains Charger   Fast Charging for Samsung Devices</a></p> <p>Experience efficient and compact charging with the Cellularline 45W USB-C mains charger. Featuring GaN+ technology and PPS support for Samsung Super Fast Charging 2.0, it's ideal for smartphones, tablets, and laptops.</p>
	<p><a href="#">Cellularline Group Investor Presentation - European Midcap Event 2019</a></p> <p>Investor presentation by Cellularline Group at the European Midcap Event in Paris on June 19, 2019, detailing their business model, growth opportunities, financial overview, and company structure.</p>