

Amazon Basics YF99121

Amazon Basics Portable Pet House Instruction Manual

Model: YF99121

INTRODUCTION

This manual provides essential information for the safe and effective use of your Amazon Basics Portable Pet House. Please read these instructions carefully before assembly and use, and retain them for future reference.

The Amazon Basics Portable Pet House is designed for indoor and outdoor use, providing a comfortable and secure shelter for small dogs and cats. It features an elevated design, a large front opening for easy access, and a mesh panel on the roof for ventilation.

SAFETY INFORMATION

- Ensure all components are securely assembled before allowing your pet to use the house.
- Regularly inspect the pet house for any signs of wear or damage. Discontinue use if damaged.
- Do not use the pet house near open flames or excessive heat sources.
- This product is intended for pets only. Keep children away from the assembly area.
- Place the pet house on a flat, stable surface to prevent tipping.
- While designed for outdoor use, prolonged exposure to extreme weather conditions (heavy rain, strong winds, direct intense sunlight) may affect its durability.

PACKAGE CONTENTS

Verify that all parts are present before beginning assembly.



Image Description: This image displays all the individual components of the pet house neatly laid out. It includes the blue Oxford fabric cover folded, various black metal poles of different lengths, and black plastic connectors, indicating a modular assembly system.

The package should contain:

- Oxford Fabric Cover (Blue)
- Metal Frame Poles (various lengths)
- Plastic Connectors
- Elevated Legs

SETUP INSTRUCTIONS

Follow these steps to assemble your portable pet house:

1. **Unpack Components:** Carefully remove all parts from the packaging and lay them out on a clean, flat surface. Refer to the "Package Contents" section to ensure all pieces are present.

2. **Assemble the Base Frame:** Connect the shortest metal poles using the plastic connectors to form the rectangular base of the pet house. Ensure all connections are firm.
3. **Attach Vertical Poles:** Insert the longer vertical metal poles into the connectors at each corner of the base frame.
4. **Install Roof Frame:** Connect the curved metal poles and straight poles to form the roof structure, attaching them to the top of the vertical poles using the appropriate connectors.
5. **Drape Fabric Cover:** Carefully drape the Oxford fabric cover over the assembled metal frame. Ensure the front opening aligns with the intended entrance and the mesh panel is positioned on the roof.
6. **Secure Fabric:** Fasten the fabric cover to the frame using any integrated straps, hooks, or Velcro closures. Ensure the fabric is taut and evenly distributed.
7. **Attach Elevated Legs:** Attach the four elevated legs to the bottom of the base frame. Ensure they are securely fastened and the house is stable.



Image Description: This image shows the fully assembled Amazon Basics Portable Pet House in blue, with a small French Bulldog comfortably resting inside. The house is elevated on short black legs and is situated on a green lawn, demonstrating its outdoor use.

OPERATING INSTRUCTIONS

Using your Amazon Basics Portable Pet House is straightforward:

- **Placement:** Position the pet house in a shaded area outdoors or a suitable indoor location. Ensure it is on a flat, level surface.
- **Pet Introduction:** Encourage your pet to enter the house. You may place a favorite blanket, toy, or treat inside to make it more inviting.
- **Ventilation:** The mesh panel on the roof provides air circulation. Ensure it is not obstructed to maintain airflow.
- **Portability:** The lightweight design allows for easy relocation. When moving, lift the house from the base frame to avoid stressing the fabric.



Image Description: This image provides a side view of the blue Amazon Basics Portable Pet House, highlighting the black mesh panel on the roof designed for ventilation. The house is elevated on short black legs, and the entrance arch is visible.

MAINTENANCE

Regular maintenance will extend the life of your pet house:

- **Cleaning the Fabric:** The Oxford fabric is easy to wipe clean. Use a damp cloth with mild soap and water to clean any soiled areas. Rinse thoroughly and allow to air dry completely before reassembly.

or storage.

- **Frame Inspection:** Periodically check the metal poles and plastic connectors for any signs of rust, cracks, or loosening. Tighten connections as needed.
- **Storage:** When not in use for extended periods, disassemble the pet house and store it in a cool, dry place away from direct sunlight to prevent material degradation.




Image Description: This close-up image focuses on the black mesh fabric, which is part of the roof panel of the pet house. It clearly shows the woven texture of the mesh, designed for ventilation.

TROUBLESHOOTING

Problem	Possible Cause	Solution
House is unstable or wobbly.	Loose connections in the frame or uneven ground.	Ensure all metal poles are fully inserted into plastic connectors. Place the house on a flat, level surface.
Fabric cover does not fit correctly.	Incorrect assembly of the frame or improper alignment of the cover.	Disassemble and re-assemble the frame, ensuring all poles are in their correct positions. Re-drape the fabric cover, aligning it carefully.

Problem	Possible Cause	Solution
Poor ventilation inside the house.	Mesh panel is obstructed or house is placed in a poorly ventilated area.	Ensure the mesh panel on the roof is clear of debris. Relocate the pet house to an area with better airflow.

SPECIFICATIONS




Image Description: This diagram illustrates the key dimensions of the Amazon Basics Portable Pet House. It shows a height of 35 inches (89 cm), a width of 25.2 inches (64 cm), and a length of 35 inches (89 cm).

- **Brand:** Amazon Basics
- **Model Number:** YF99121BU-S
- **Style:** Elevated Portable Pet House - Small, Blue
- **Dimensions (L x W x H):** 89.92 x 65.02 x 71.12 cm (approximately 35.4 x 25.6 x 28 inches)
- **Weight:** 5.58 kg (approximately 12.3 lbs)
- **Material:** Oxford Fabric, Mesh Cloth, Metal, Plastic
- **Color:** Blue
- **Intended Use:** Indoor/Outdoor for small dogs and cats




X-SMALL

Up to 12 lbs | Chihuahua, Toy Poodle



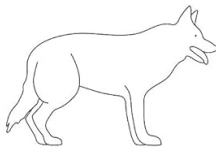
SMALL

13-25 lbs | Boston Terrier, French Bulldog




MEDIUM

26-75 lbs | Labrador Retriever, Golden Retriever



LARGE

76-90 lbs | Boxer, German Shepherd



X-LARGE

91-110+ lbs | Great Dane, Newfoundland

Image Description: This image presents a comprehensive pet size guide. It categorizes pet house sizes from X-Small to X-Large, providing corresponding weight ranges (in pounds) and example dog breeds for each size, such as Chihuahua for X-Small and Great Dane for X-Large.

WARRANTY AND SUPPORT

Warranty Information: This Amazon Basics product is covered by a 1-year limited warranty in Japan from the date of purchase. This warranty is provided by Amazon LLC.

For warranty claims or product support, please contact Amazon customer service through your purchase history on Amazon.co.jp.