

Itek ITOCPAMIE

Itek Patriot Mini Evo Case User Manual

Model: ITOCPAMIE

INTRODUCTION

Welcome to the user manual for the **Itek Patriot Mini Evo** mATX PC Case. This manual provides essential information for setting up, operating, and maintaining your new computer case. Please read this manual thoroughly before beginning installation to ensure proper assembly and safe operation.

SAFETY INFORMATION

Always observe the following safety precautions when handling and installing computer components:

- Ensure your computer is unplugged from the power outlet before opening the case or performing any installation.
- Avoid touching internal components unnecessarily. Static electricity can damage sensitive electronics.
- Handle all components with care to prevent physical damage.
- Keep the case and components away from liquids and excessive moisture.
- Ensure proper ventilation around the case to prevent overheating.

PACKAGE CONTENTS

Verify that all items are present in your package:

- Itek Patriot Mini Evo PC Case
- Accessory Screw Kit
- User Manual (this document)

PRODUCT OVERVIEW

Familiarize yourself with the various parts of your Itek Patriot Mini Evo case.

External View



This image shows the overall external design of the Itek Patriot Mini Evo PC case from a front-left angle. It features a compact mini-tower form factor with a mesh front panel for airflow and a solid side panel.

Internal Layout



The internal view highlights the motherboard tray, compatible with mATX motherboards. It includes designated mounting points for 2.5-inch SSDs and 3.5-inch HDDs, along with cutouts for efficient cable management.

Rear Panel



The rear panel features the bottom-mounted power supply unit (PSU) bay, expansion slots for graphics cards and other add-in cards, and a rear fan mounting area for exhaust.

Front I/O Panel



Located on the top front of the case, the I/O panel provides easy access to one USB 3.0 port, one USB 2.0 port, HD audio jacks (headphone and microphone), power and reset buttons, and a convenient SD/TF card reader.

SETUP AND INSTALLATION

Follow these steps to install your components into the Itek Patriot Mini Evo case.

1. Preparing the Case

1. Place the case on a flat, stable surface.
2. Remove the side panel by unscrewing the thumbscrews at the rear and sliding the panel backward.

2. Motherboard Installation

1. Install the necessary motherboard standoffs into the case tray according to your mATX motherboard's screw holes.
2. Carefully place your mATX motherboard onto the standoffs, aligning the screw holes.
3. Secure the motherboard with the appropriate screws from the accessory kit.

3. Drive Installation

1. **2.5" SSDs:** Mount SSDs directly onto the designated 2.5" drive bays using screws.
2. **3.5" HDDs:** Install HDDs into the 3.5" drive cage, typically secured with screws.

4. Power Supply Unit (PSU) Installation

1. Slide your PSU into the bottom mounting bay from the rear of the case.
2. Secure the PSU with screws from the outside rear of the case.

5. Cable Management

1. Route power cables and data cables through the cable management cutouts behind the motherboard tray.
2. Use zip ties or Velcro straps (not included) to bundle and secure cables for better airflow and a cleaner build.

6. Connecting Front Panel Cables

1. Connect the USB 3.0, USB 2.0, HD Audio, Power SW, Reset SW, Power LED, and HDD LED cables from the case's front panel to the corresponding headers on your motherboard. Refer to your motherboard manual for exact pin layouts.

OPERATION

Once all components are installed and connected, replace the side panel and secure it with the thumbscrews. You can now connect your peripherals and power cable to the system.

- **Powering On:** Press the Power button on the top front I/O panel to turn on your computer.
- **Using USB Ports:** Connect USB devices to the available USB 3.0 or USB 2.0 ports on the front panel.
- **Using Card Reader:** Insert SD or TF cards into the dedicated card reader slot on the front panel to access data.
- **Audio Connections:** Plug your headphones or microphone into the HD audio jacks.

MAINTENANCE

Regular maintenance helps ensure the longevity and optimal performance of your PC case and components.

- **Dust Cleaning:** Periodically clean dust from the case, especially from the front mesh panel and any fan filters, using compressed air or a soft brush. Dust buildup can impede airflow and lead to overheating.
- **External Cleaning:** Wipe the exterior of the case with a soft, damp cloth. Avoid harsh chemicals or abrasive materials.
- **Internal Inspection:** Every few months, open the side panel to inspect internal components for dust and ensure all cables are securely connected.

TROUBLESHOOTING

This section addresses common issues you might encounter.

Problem	Possible Cause	Solution
Computer does not power on.	Front panel power cable not connected correctly.	Check the Power SW cable connection to the motherboard. Ensure PSU is properly connected and switched on.
Front USB ports not working.	USB header cable not connected or connected incorrectly.	Verify the USB 3.0 and USB 2.0 header cables are securely connected to the correct pins on the motherboard.
Front audio jacks not working.	HD Audio cable not connected or connected incorrectly.	Ensure the HD Audio cable is properly connected to the motherboard's audio header. Check audio settings in your operating system.
Card reader not detected.	Internal USB connection for card reader is loose or incorrect.	Check the internal USB cable connection from the card reader to the motherboard.

SPECIFICATIONS





Key technical specifications for the Itek Patriot Mini Evo PC Case:



Brand	Itek
Model Name	Patriot Mini Evo Case
Model Number	ITOCPAMIE
Color	Black
Material	Alloy Steel
Motherboard Compatibility	Micro ATX
Case Type	Mini-Tower
USB Ports	2 (1x USB 3.0, 1x USB 2.0)
Special Features	Compact size with spacious interior, efficient cable management, integrated SD/TF card reader
Cooling Method	Air
PSU Mounting	Bottom Mount
Item Weight	3 Kilograms

WARRANTY AND SUPPORT

Specific product warranty information is not provided within the available product details. For warranty claims, technical support, or inquiries regarding spare parts, please contact Itek customer support directly through their official website or authorized distributors.

Related Documents - ITOCPAMIE

	<p>iTek ITMF44A121DFHD 43.8-inch Monitor User Manual</p> <p>Comprehensive user manual for the iTek ITMF44A121DFHD 43.8-inch monitor, covering safety, installation, connectivity, operation, OSD settings, and technical specifications.</p>
	<p>iTek Energy it-XXX-SE Solar Module Installation and Operations Guide</p> <p>Comprehensive guide for the installation and operation of Itek Energy it-XXX-SE solar modules, covering safety instructions, mechanical and electrical installation, and technical specifications.</p>
	<p>iTek ITMC34V165WQHD Monitor User Manual</p> <p>Comprehensive user manual for the iTek ITMC34V165WQHD monitor, detailing setup, features, specifications, and troubleshooting guidance.</p>
	<p>iTek 100W GaN USB-C PD Wall Charger</p> <p>iTek 100W GaN wall charger for notebooks and USB-C devices, featuring Power Delivery (PD) technology and automatic voltage detection. Includes EU power cable and quick install guide.</p>

 <p>itek™ SOG-4/1987 WIRELESS SUNGLASSES SMART BLUETOOTH SPORT SUNGLASSES</p> <p>INSTRUCTION MANUAL PLEASE READ ALL INSTRUCTIONS CAREFULLY AND RETAIN FOR FUTURE USE</p>	<p>itek SOG-4/1987 Wireless Sunglasses Instruction Manual</p> <p>Instruction manual for the itek SOG-4/1987 Smart Bluetooth Sport Sunglasses. Learn about features, setup, operation, troubleshooting, and warranty information.</p>
 <p>itek™ MP-132A UNIVERSAL WIRELESS CHARGER PAD</p>	<p>itek MP-132A Universal Wireless Charger Pad - Instruction Manual</p> <p>Comprehensive instruction manual for the itek MP-132A Universal Wireless Charger Pad. Learn about setup, features, safety, care, and specifications.</p>

Documents - Itek – ITOCPAMIE

Scheda Tecnica
Case PATRIOT MINI - Mini Tower, mATX, USB3, Card Reader



Case PATRIOT MINI



INFORMAZIONI
Codice: ITOCPAMI
EAN: 8032539914024
Q.T. Box: 30 pcs
Garanzia: 24 mesi

La famiglia di case iTek denominate "PATRIOT" include 3 versioni: un mATX (Patriot Mini), e due ATX (Patriot B1 e B2). Questo è il "Mini", progettato per sistemi dedicati ad uso

info@itek.it
www.itek.it
@itekitaly

[pdf]

PATRIOT ITOCPAMI Case MINI Itek itekevo |||

Scheda Tecnica Case PATRIOT MINI - Mini Tower, mATX, USB3, Card Reader Case PATRIOT MINI INFORMAZIONI: Codice: ITOCPAMI EAN: 8032539914024 Q.T. Box: 30 pcs Garanzia: 24 mesi La famiglia di case iTek denominati PATRIOT include 3 versioni: un mATX Patriot Mini , e due ATX Patriot B1 e B2 . Questo ...

lang:it score:39 filesize: 844.07 K page_count: 2 document date: 2017-05-10

itek

PATRIOT MINI EVO



FEATURES
Case PATRIOT MINI EVO - Mini Tower, mATX, USB3, Card Reader

SPECIFICATIONS

MB supported	Micro ATX
Case color	Black
Chassis	Stainless
HD Audio	Included
USB2.0	2
USB3.0	1
PCI slot included	Bottom: 1 x PCI Express 16x (optional)
Reserved for Ports	Front: 2 x 3.5mm (optional)
Drive Bays	5.25" 1 x 5.25" 3.5" 2 x 3.5"
PCI Slot(s)	4
Case Reader	CD/DVD/BD
Size	Case: 180x180x360mm
Max VGA Card	Up to 1000mm in length
Max CPU Cooler	Up to 100mm in height
Cable management	Support
Weight	3kg (3.3kg with box)

info@itekvo.com
www.itekvo.com

[pdf]

Specifications

PATRIOT MINI EVO Itek Micro ATX Black 0 6mm Included 2 1 Bottom Front 2x12cm fan optional Rear 1x12cm Side 1x12 14cm ITOCPAMIE itekevo |||

PATRIOT MINI EVO SPECIFICATIONS MB supported Case color Chassis HD Audio USB2.0 USB3.0 PSU not inc ... gh 16mm 3Kg 3.8Kg with box info itekevo.com PACKING INFORMATION SOCIAL MEDIA COMMUNICATION Code: **ITOC**PAMIE EAN: 8056157881384 www.itekvo.com ...

lang:nl score:26 filesize: 725.03 K page_count: 1 document date: 2020-12-18



[pdf] Specifications

18 12 2020 Depliant leaflet Isy Documentazione iTek Case Patriot Mini Evo Tower mATX USB3 Card Reader PN ITOCPAMIE Driver e File disponibili mmo 87919667 1608297055 7904 11552 objects icecat biz |||

PATRIOT MINI EVO SPECIFICATIONS MB supported Case color Chassis HD Audio USB2.0 USB3.0 PSU not inc ... gh 16mm 3Kg 3.8Kg with box info itekevo.com
PACKING INFORMATION SOCIAL MEDIA COMMUNICATION Code: **ITOCPAMIE**
EAN: 8056157881384 www.itekevo.com ...

lang:nl score:24 filesize: 717.2 K page_count: 1 document date: 2020-12-18