

## charmast W1052P-US

# Charmast 10000mAh Portable Charger User Manual

Model: W1052P-US | Brand: Charmast

## 1. INTRODUCTION

This manual provides essential instructions for the safe and efficient use of your Charmast 10000mAh Portable Charger. Please read this manual thoroughly before operating the device and retain it for future reference. This portable power bank is designed to provide reliable and fast charging for various electronic devices, ensuring you stay powered on the go.

## 2. PRODUCT OVERVIEW

### 2.1 Compact and Portable Design



The Charmast 10000mAh Portable Charger is engineered for portability, featuring a compact design that fits comfortably in your hand, pocket, or bag. Its small form factor makes it an ideal companion for travel, work, or outdoor activities.



Small  
and portable

The device measures approximately 3.56 x 2.44 x 0.87 inches and weighs 6.6 ounces, making it significantly smaller than many smartphones, such as the iPhone 13 Pro Max.

## 2.2 High Capacity and Fast Charging



2  
Charge  
iPhone 13

1.6  
Charge  
Galaxy S20

0.7  
Charge  
2021 iPad 10.2-in

1  
Charge  
Fire HD 10

0.8  
Charge  
Galaxy Tab S8

Equipped with a 10000mAh Lithium-Ion battery, this power bank offers substantial power reserves. It supports 18W Power Delivery (PD) for both output and input, allowing for rapid charging of your devices and quick recharging of the power bank itself. For example, it can recharge an iPhone 13 approximately 2 times or a Galaxy S20 1.6 times.

## 18W Fast Recharge


Save at least half recharging time

18W PD Power adapter



3 hours

5v-2A Power adapter



6 hours



Recharging the power bank with an 18W PD power adapter takes approximately 3 hours, significantly reducing downtime compared to standard 5V-2A adapters.

### 2.3 Universal Compatibility & Multiple Ports



# Universal Compatibility



For iPhones



For Samsung



For Google



For Pad



Other Android phones

...

And More



The Charmast portable charger features multiple output ports for broad compatibility. It includes two USB Type-A output ports and one USB Type-C port that functions as both input and output. This allows you to charge a wide range of devices, including iPhones, Samsung phones, Google Pixel devices, iPads, and other Android smartphones and tablets.

# Charge 3 devices at the same time



You can charge up to three devices simultaneously, making it convenient for users with multiple gadgets or for sharing power with friends.

## 3. SETUP

### 3.1 Unboxing



Upon opening the package, you will find the Charmast 10000mAh Portable Charger, a mesh carrying pouch, and two charging cables (typically one USB-A to Micro USB and one USB-C to USB-C). Please inspect all items for any damage.

### 3.2 Initial Charge

Before first use, it is recommended to fully charge your Charmast portable charger. Connect the provided USB-C to USB-C cable (or a compatible USB-A to USB-C cable) to the USB-C input/output port on the power bank and plug the other end into a compatible wall adapter (18W PD adapter recommended for fastest charging). The LED indicator will show the charging progress.

## 4. OPERATING INSTRUCTIONS

### 4.1 Charging Your Devices

1. Connect your device's charging cable to one of the available output ports (USB-A or USB-C) on the Charmast portable charger.
2. Connect the other end of the cable to your device.
3. The power bank will automatically begin charging your device. The LED indicator will display the remaining battery percentage.
4. To stop charging, simply disconnect the cable from your device or the power bank.

### 4.2 Recharging the Power Bank



1. Connect the provided USB-C cable to the USB-C input/output port on the power bank.
2. Plug the other end of the USB-C cable into a compatible wall charger (an 18W Power Delivery adapter is recommended for optimal charging speed).
3. The LED indicator will show the current battery level and indicate that the power bank is being recharged.
4. Once fully charged, the LED indicator will show 100%. Disconnect the power bank from the wall charger.

### 4.3 LED Indicator

The integrated LED display provides a clear, real-time percentage of the power bank's remaining battery life. This allows for precise monitoring of the charge level, eliminating guesswork.

## 5. MAINTENANCE

- **Cleaning:** Use a soft, dry cloth to clean the surface of the power bank. Avoid using liquid cleaners or abrasive materials.
- **Storage:** Store the power bank in a cool, dry place away from direct sunlight, extreme temperatures, and humidity. If storing for extended periods, charge the power bank to approximately 50-70% every three months to maintain battery health.
- **Handling:** Avoid dropping, hitting, or disassembling the device. This can cause internal damage and void the warranty.

## 6. TROUBLESHOOTING

- **Device not charging:** Ensure the power bank is sufficiently charged. Check that the charging cable is securely connected to both the power bank and your device. Try a different cable or port.
- **Power bank not recharging:** Verify that the wall adapter is functioning correctly and the charging cable is properly connected. Try a different wall adapter or cable.
- **Slow charging:** Ensure you are using a fast-charging compatible cable and wall adapter (for recharging the power bank). If charging multiple devices, the output power may be distributed, leading to slower individual charging speeds.
- **Overheating:** While designed with safety features, if the power bank feels excessively hot, disconnect it immediately and allow it to cool down. Avoid charging in direct sunlight or confined spaces.

## 7. SPECIFICATIONS

Feature	Specification
Model Number	W1052P-US
Battery Capacity	10000 Milliamp Hours (mAh)
Product Dimensions	3.56 x 2.44 x 0.87 inches
Item Weight	6.6 ounces
Connector Type	Micro USB, USB Type C
Special Features	Fast Charging, Portable
Voltage	3.7 Volts

## 8. SAFETY INFORMATION

- Do not expose the power bank to fire, water, or extreme temperatures.
- Do not puncture, crush, or drop the device.
- Keep out of reach of children.
- Use only original or certified compatible charging cables.







- Avoid short-circuiting the device.
- If the power bank swells, leaks, or emits an unusual odor, discontinue use immediately.

## 9. WARRANTY AND SUPPORT

Charmast products are designed for reliability and performance. For warranty information, technical support, or any inquiries regarding your portable charger, please refer to the contact details provided in the product packaging or visit the official Charmast website. Please retain your proof of purchase for warranty claims.

© 2023 Charmast. All rights reserved.

### Related Documents - W1052P-US

	<p><a href="#">Charmast 10000mAh Universal Power Bank User Manual</a></p> <p>User manual for the Charmast C1146L 10000mAh Universal Power Bank, covering specifications, package contents, product diagram, getting started instructions, product care, warranty information, and environmental compliance.</p>
	<p><a href="#">Charmast C2023 23800mAh Universal Power Bank User Manual</a></p> <p>User manual for the Charmast C2023 23800mAh Universal Power Bank, detailing specifications, charging instructions, product care, and warranty information.</p>
	<p><a href="#">Charmast C2065 20000mAh Portable Charger User Manual</a></p> <p>User manual for the Charmast C2065 20000mAh portable charger, including instructions for use, specifications, troubleshooting, and warranty information.</p>
	<p><a href="#">Charmast 10000mAh Universal Power Bank C10 User Manual</a></p> <p>User manual for the Charmast C10 10000mAh Universal Power Bank, detailing specifications, features, usage instructions, safety guidelines, and warranty information.</p>
<p>Warranty &amp; Support</p>  <p>Attention: Before you start using the product, please read the user manual carefully to ensure the correct use and avoid any damage to the product or your device.</p> <p>Contact Charmast Customer Service: Email: <a href="mailto:support@charmast.com">support@charmast.com</a> Website: <a href="http://www.charmast.com">www.charmast.com</a></p> <p>Remember a Charmast customer to get three benefits:</p> <ul style="list-style-type: none"> <li>1. 30-day money back guarantee: If you are not satisfied with the product, you can return it for a full refund within 30 days of purchase.</li> <li>2. 12-month warranty: We provide a 12-month warranty for all our products. If there is any quality issue, we will replace the product for free.</li> <li>3. Free return shipping: We provide free return shipping for all our products.</li> </ul>	<p><a href="#">Charmast Warranty and Support Guide</a></p> <p>Comprehensive guide to Charmast's warranty policy, return procedures, and customer support benefits, including 30-day money back, 12-month warranty, and free return shipping for electronics.</p>
	<p><a href="#">Charmast C2065 20000mAh Power Bank User Manual and Specifications</a></p> <p>Comprehensive guide to the Charmast C2065 portable power bank, featuring 20000mAh capacity, USB-A and Type-C ports, and digital display for battery status. Learn how to recharge and use your power bank.</p>

