

Fuzion PT3000-SLV

Fuzion Digital Kitchen Scale PT3000-SLV Instruction Manual

Model: PT3000-SLV | Brand: Fuzion

INTRODUCTION

This manual provides detailed instructions for the safe and efficient operation of your Fuzion Digital Kitchen Scale, model PT3000-SLV. Please read this manual thoroughly before use and retain it for future reference.

SETUP

1. Unpacking

Carefully remove all components from the packaging. Ensure all items listed in the package contents are present.

2. Battery Installation

The scale requires 2 AAA batteries (included). Open the battery compartment located on the underside of the scale. Insert the batteries according to the polarity indicators (+/-). Close the compartment securely.




Image Description: A silver Fuzion Digital Kitchen Scale is shown with two clear plastic trays and two AAA batteries. The scale has a stainless steel weighing platform and a blue backlit LCD display. The trays can be used as protective covers or weighing containers.

3. Placement

Place the scale on a hard, flat, and stable surface to ensure accurate readings. Avoid placing it on soft or uneven surfaces, or near sources of vibration or extreme temperature changes.

OPERATING INSTRUCTIONS

1. Power On/Off

- Press the **(Power)** button to turn the scale on. The LCD display will show "88888" then "0.0 g" (or the last used unit).
- To turn off the scale, press and hold the **(Power)** button for a few seconds, or wait for the automatic 180-second auto-off function to engage.

2. Unit Conversion

- Press the **M** (Mode) button to cycle through the available measurement units: grams (g), ounces (oz), grains (gn), carats (ct), troy ounces (ozt), and pennyweights (dwt).



Weighing Range
0.5g-3000g

6 kinds Of Unit



g	<small>g</small> 0.0	dwt	<small>dwt</small> 0.0
oz	<small>oz</small> 0.00	ct	<small>ct</small> 0.0
ozt	<small>ozt</small> 0.00	gn	<small>gn</small> 0.0

Image Description: A close-up of the scale's blue backlit LCD display. It shows "0.0" with "g" (grams) selected, and an illustration of the six available measurement units: g, oz, gn, ct, ozt, dwt.

3. Tare Function

- To weigh items in a container, place the empty container on the scale.
- Press the **T** (Tare) button. The display will reset to "0.0".
- Add the items you wish to weigh into the container. The display will show only the net weight of the items.



Image Description: A sequence of three images demonstrating the tare function. First, the scale is on with "0.0" displayed. Second, an empty clear tray is placed on the scale, and the "T" button is pressed to reset the display to "0.0". Third, peppercorns are added to the tray, and their net weight is displayed.

4. Piece Counting (PCS) Function

- Turn the scale on and place a sample quantity (25, 50, 75, or 100 pieces) of the items you wish to count on the platform.
- Press and hold the **PCS** button until "PCS" appears on the display.
- Press the **M** (Mode) button to select the sample quantity you placed (e.g., "25").
- Press the **PCS** button again to confirm. The scale is now calibrated for piece counting.
- You can now add any quantity of the same items, and the scale will display the number of pieces.

KEY FEATURES

- **High Precision:** Equipped with a high-precision sensor system, providing accurate measurements from 0.5g up to 3000g in 0.1g increments.
- **Multiple Units:** Supports 6 different measurement modes: g, oz, gn, ct, ozt, dwt.
- **Compact Design:** Designed for easy storage and portability, with dimensions of 5 x 4.1 x 0.8 inches.



Image Description: The compact Fuzion Digital Kitchen Scale is displayed alongside a smartphone to illustrate its small, portable size. Dimensions are provided for both the scale (5.0 x 4.1 x 0.8 inches) and a typical smartphone (5.8 x 2.8 inches).

- **Durable Construction:** Features a high-quality stainless steel platform and an ABS plastic frame.
- **Included Trays:** Comes with two trays that can be used as protective covers or as containers for weighing items.

MAINTENANCE & CARE

- Clean the scale with a soft, damp cloth. Do not use abrasive cleaners or immerse the scale in water.
- Store the scale in a cool, dry place.
- Remove batteries if the scale will not be used for an extended period to prevent leakage.
- Avoid exposing the scale to extreme temperatures or sudden temperature changes.

TROUBLESHOOTING

- **Inaccurate Readings:** Ensure the scale is on a flat, stable surface. Check battery levels. Avoid overloading the scale.
- **Display Errors:** If the display shows "EEEE", the scale is overloaded. Remove items immediately. If "Lo" is displayed, replace the batteries.

SPECIFICATIONS




Specifications

Attribute	Detail
Brand	Fuzion
Model Number	PT3000-SLV
Weight Limit	3000 Grams (6.6 lbs)
Readout Accuracy	0.1 Grams
Minimum Weight	0.5 Grams
Display Type	LCD with Backlight
Measurement Modes	g, oz, gn, ct, ozt, dwt
Auto Shut-Off	180 seconds
Power Source	2 x AAA Batteries (included)
Product Dimensions	5 x 4.1 x 0.8 inches
Item Weight	6.8 ounces
Material	Stainless Steel Platform, ABS Plastic Frame

Warranty & Support

Fuzion offers a **2-year warranty** and **lifetime technical support** for this digital scale. For any issues or inquiries, please contact Fuzion customer service directly through your Amazon order page.

Related Documents - PT3000-SLV

	<p>Fuzion EP Digital Postal Scale Quick Start Guide</p> <p>A quick start guide for the Fuzion EP Digital Postal Scale, covering operation, calibration, troubleshooting, and specifications. Learn how to use the tare and hold functions, and understand indication messages.</p>
	<p>Fuzion KD-Series Professional Digital Milligram Scale User Guide</p> <p>Comprehensive user guide for the Fuzion KD-Series Professional Digital Scale, including models KD-50 and KD-20. Learn about setup, operation, tare function, auto-off settings, calibration procedures, and detailed specifications.</p>
	<p>2008 Fuzion RV - Keystone RV Fifth Wheel Brochure</p> <p>Explore the 2008 Fuzion RV by Keystone RV. Discover features like the 'More than a Garage!' concept, 'EZ LOAD' ramp door, 'INTERIOR PATIO DOOR', and detailed specifications for models 362, 373, and 393.</p>





AC/DC Adaptor

The Fusion AC/DC Adaptor is an essential component of the Fuzion, providing a reliable power source when used in conjunction with the Fuzion.



About the Fusion FPD-AC/DC-UK-B1

Requires no Battery: This is a permanently connected power source, which means that the Fuzion can be used for a long time without the need for a battery.

Power: The Fuzion is powered by a 12V DC power source, which is provided by the AC/DC Adaptor.

Connectivity: The Fuzion is connected to the power source via a standard power cable.

Compatibility: The Fuzion is compatible with the Fuzion FPD-AC/DC-UK-B1.

Benefits:

- **Self-powering:** The Fuzion is powered by a 12V DC power source, which is provided by the AC/DC Adaptor.

Further information: www.fuzion.com



The **adaptor** is a device that enables the Fuzion to be used in conjunction with the Fuzion. It provides a reliable power source when used in conjunction with the Fuzion.

Benefits:

- **Self-powering:** The Fuzion is powered by a 12V DC power source, which is provided by the AC/DC Adaptor.

Further information: www.fuzion.com

Fuzion AC/DC Adaptor FTP-ACC001-UK-R1 - Reliable Power Source

New addition to the FX line!

Fuzion

CAT EYE FX Gel Polish

What FX Will You Create?

FUZION Cat Eye FX Gel Polish Collection - Professional Nail Products

Explore the FUZION Cat Eye FX Gel Polish collection, featuring a range of metallic, shimmery shades with a captivating cat eye effect. Includes product details and usage tips for professional nail artists.