

Manuals+

[Q & A](#) | [Deep Search](#) | [Upload](#)

manuals.plus /

- › [Amazon](#) /
- › [Kindle Oasis User Manual](#)

Amazon Kindle Oasis 10th Generation

Kindle Oasis User Manual

International Version – With 7" display and page turn buttons - 32 GB, Graphite - Free 4G LTE + Wi-Fi

INTRODUCTION

Welcome to the user manual for your new Kindle Oasis. This guide provides essential information on setting up, operating, maintaining, and troubleshooting your device. The Kindle Oasis is designed for an optimal reading experience, featuring a high-resolution display, adjustable warm light, and a waterproof design.

kindle oasis

Sleek, ergonomic design and
page turn buttons



Image: Kindle Oasis in a bathtub, highlighting its sleek design and page turn buttons, demonstrating its waterproof capability.

SETUP

1. Initial Charge

Before first use, fully charge your Kindle Oasis. Connect the included USB 2.0 charging cable to the device and a 5W power adapter or a computer's USB port. A full charge takes approximately 3 hours.

2. Power On

Press and hold the power button located on the top edge of the device until the screen illuminates.

3. Language and Wi-Fi Setup

Follow the on-screen prompts to select your preferred language. The device will then guide you through connecting to a Wi-Fi network. The Kindle Oasis supports 802.11b, g, or n standards with WEP, WPA, and WPA2 security.

4. Register Your Device

Register your Kindle Oasis to your Amazon account to access your content library and the Kindle Store. If you do not have an Amazon account, you will be prompted to create one.

OPERATING YOUR KINDLE OASIS

Reading

To open a book, tap its cover on the home screen. Use the physical page turn buttons on the side of the device or tap the left/right side of the screen to navigate through pages.



Image: Front view of the Kindle Oasis displaying a book, with its gray cover visible behind it.

Adjusting Display Settings

Tap the top of the screen to bring up the toolbar. From here, you can adjust:

- **Brightness:** Drag the slider to increase or decrease screen illumination.
- **Warmth:** Adjust the warm light to shift the screen shade from white to amber, reducing eye strain, especially in low

light.

- **Font Size and Style:** Select from various font sizes and styles to customize your reading experience.



Waterproof

Image: Close-up of the Kindle Oasis screen demonstrating the adjustable warm light feature, showing a warmer tone.

Waterproofing (IPX8)

The Kindle Oasis is waterproof (IPX8 rated), meaning it can withstand accidental immersion in 2 meters of fresh water for up to 60 minutes. This allows for reading in environments like the bath or by the pool.



Switch seamlessly between reading and listening

Image: A woman reading her Kindle Oasis while relaxing by a swimming pool, illustrating the device's waterproof capability.

Audible Integration

Your Kindle Oasis supports Audible audiobooks. Connect Bluetooth headphones or speakers to listen to audiobooks. You can seamlessly switch between reading and listening to a book.



*** Cases sold separately**

Image: A man wearing headphones and a backpack on a beach, presumably listening to an Audible audiobook on his Kindle Oasis, demonstrating the seamless switch between reading and listening.

MAINTENANCE

Cleaning Your Device

Use a soft, lint-free cloth to clean the screen and body of your Kindle Oasis. Do not use abrasive cleaners or solvents.

Battery Care

To maximize battery life, avoid exposing the device to extreme temperatures. A single charge can last up to six weeks with wireless and Bluetooth off and light setting at 13. Frequent wireless usage and Audible streaming will reduce battery life.

Software Updates

Your Kindle Oasis receives automatic software security updates. Ensure your device is connected to Wi-Fi periodically to

receive these updates, which improve performance and add new features.

TROUBLESHOOTING

Device Not Responding

If your Kindle Oasis is unresponsive, try a forced restart. Press and hold the power button for 40 seconds until the device restarts.

Cannot Connect to Wi-Fi

- Ensure your Wi-Fi network is active and within range.
- Verify the Wi-Fi password.
- Restart your Wi-Fi router.
- Restart your Kindle Oasis.

Battery Drains Quickly

- Reduce screen brightness and warmth settings.
- Turn off Wi-Fi and Bluetooth when not in use.
- Avoid streaming Audible audiobooks for extended periods without charging.
- Ensure no background processes are consuming excessive power.

Screen Issues

If you notice persistent lines or artifacts on the screen, try restarting the device. If the issue persists, contact customer support.

SPECIFICATIONS

Feature	Detail
Display	Amazon's 7" Paperwhite display technology with next generation e-paper and built-in light, 300 ppi, optimized font technology, 16-level gray scale.
Size	6.3" x 5.6" x 0.13-.33" (159 x 141 x 3.4-8.4 mm).
Weight	6.6 oz (188g).
On-Device Storage	32 GB (holds thousands of books or over 160 Audible audiobooks).
Battery Life	Up to six (6) weeks (based on 30 mins reading/day, wireless/Bluetooth off, light at 13).
Charge Time	Approx. 3 hours from 5W power adapter via USB cable.
Wi-Fi Connectivity	802.11b, g, or n standards with WEP, WPA and WPA2 security.
Waterproofing	IPX8 (2 meters fresh water for 60 minutes).
Content Formats Supported	Kindle Format 8 (AZW3), Kindle (AZW), TXT, PDF, unprotected MOBI, PRC natively; HTML DOC, DOCX, JPEG, GIF, PNG, PMP through conversion; Audible audio format (AAX).

Feature	Detail
---------	--------

Generation	Kindle Oasis 10th Generation - 2019 release.
------------	--

Warranty and Support

Warranty Information


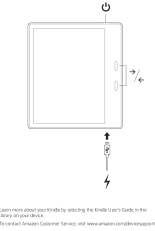

Your Kindle Oasis comes with a 1-year limited warranty and service. Optional extended warranties may be available for purchase in some regions.

Customer Support

For further assistance, visit the official Amazon support website or contact Amazon customer service. You can find more information about Kindle devices and user guides on the Amazon website. Use of Kindle is subject to Amazon's Conditions of Use.

© 2025 Amazon. All rights reserved.

Related Documents - Kindle Oasis 10th Generation

	Amazon Kindle Oasis Quick Start Guide and Information Concise guide for the Amazon Kindle Oasis e-reader, covering device overview, multilingual support information, and links to further resources. Optimized for accessibility and SEO.
	Amazon Kindle E-Reader Quick Start and Support Get started with your Amazon Kindle e-reader. Find information on device usage, access the Kindle User's Guide, and contact Amazon Customer Service for support.
	User Manual: 6ft White PVC USB 2.0 Cables for Charging and Data Transfer Official user manual for 6ft white PVC USB 2.0 cables, detailing compatibility with USB-C and Micro-USB devices, charging, data transfer, and care instructions. Compatible with various Kindle models.

