

CHI GF8269

CHI Lava Ceramic Flat Iron User Manual

Model: GF8269

1. INTRODUCTION

The CHI Lava Ceramic Flat Iron is designed to provide efficient hair styling. It incorporates volcanic lava minerals into its plates, which are intended to strengthen hair and facilitate the creation of smooth, shiny styles. This appliance is engineered to be durable and lightweight, aiming to simplify the styling process.

Key Benefit: Shine Enhancing.

2. IMPORTANT SAFETY INSTRUCTIONS

When using electrical appliances, especially when children are present, basic safety precautions should always be followed, including the following:

- **DANGER:** As with most electrical appliances, electrical parts are electrically live even when the switch is off. To reduce the risk of death by electric shock:
 - Always unplug this appliance immediately after using.
 - Do not use while bathing or in a shower.
 - Do not place or store appliance where it can fall or be pulled into a tub or sink.
 - Do not place in or drop into water or other liquid.
 - If an appliance falls into water, unplug it immediately. Do not reach into the water.
- **WARNING:** To reduce the risk of burns, electrocution, fire, or injury to persons:
 - An appliance should never be left unattended when plugged in.
 - Close supervision is necessary when this appliance is used by, on, or near children or individuals with certain disabilities.
 - Use this appliance only for its intended use as described in this manual. Do not use attachments not recommended by the manufacturer.
 - Never operate this appliance if it has a damaged cord or plug, if it is not working properly, or if it has been dropped or damaged, or dropped into water. Return the appliance to a service center for examination and repair.
 - Keep the cord away from heated surfaces. Do not wrap the cord around the appliance.
 - Never use while sleeping.
 - Never drop or insert any object into any opening.

- Do not use outdoors or operate where aerosol (spray) products are being used or where oxygen is being administered.
- Do not use an extension cord with this appliance.
- This appliance is hot when in use. Do not let eyes or bare skin touch heated surfaces.
- Do not place the heated appliance directly on any surface while it is operating or cooling.
- Never block the air openings of the appliance or place it on a soft surface, such as a bed or couch, where the air openings may be blocked. Keep the air openings free of lint, hair, and the like.
- Do not touch hot surfaces. Use handles or knobs.

3. PRODUCT OVERVIEW

The CHI Lava Ceramic Flat Iron features 1-inch volcanic lava plates designed for efficient heat transfer and styling. It is equipped for quick heat-up and maintains a set temperature of 395°F. The appliance includes an 11-foot swivel cord for flexible use.



Image 1: The CHI Lava Ceramic Flat Iron, showcasing its design and plates.



Image 2: The CHI Lava Ceramic Flat Iron with callouts for 1-inch volcanic lava plates, quick heat-up, 395°F set temperature, and 11 ft. cord.

The volcanic lava minerals integrated into the plates are intended to generate more ions, contributing to silky and shiny hair. The smooth glide of the plates is designed to prevent hair damage during styling.

LAVA MINERALS GENERATE MORE IONS FOR SILKY, SHINY HAIR



Image 3: An illustration showing ions being emitted from the flat iron plates, contributing to hair shine.

4. SETUP

1. **Unpack:** Carefully remove the flat iron from its packaging. Retain packaging for storage or future transport.
2. **Inspect:** Examine the appliance for any signs of damage. Do not use if the cord or appliance housing is damaged.
3. **Placement:** Place the flat iron on a heat-resistant, flat surface away from water sources.
4. **Connect to Power:** Plug the appliance into a standard electrical outlet (120V AC in North America). Ensure your outlet voltage matches the appliance's requirements.

5. OPERATING INSTRUCTIONS

This flat iron is designed for use on dry hair to straighten, curl, or flip. Always ensure your hair is completely dry before use to prevent damage.

Preparation:

- Ensure hair is clean, dry, and free of tangles.

- Section hair into manageable portions, approximately 1-2 inches wide, using clips.

Power On and Heat Up:

1. Plug the flat iron into an electrical outlet.
2. Turn on the appliance using the power switch. The indicator light will illuminate.
3. Allow the flat iron to heat up to its operating temperature of 395°F. This typically takes a short period due to its quick heat-up capability.

Styling Hair:

1. Take one section of hair and place it between the heating plates, close to the roots.
2. Gently close the plates and glide the flat iron slowly down the hair section from root to tip. Maintain a steady, even pace.
3. For straightening, ensure the hair passes smoothly through the plates.
4. For curling or flipping, rotate the flat iron slightly as you glide it down the hair section.
5. Repeat for all sections of hair until desired style is achieved.



Image 4: A woman demonstrating the use of the CHI Lava Ceramic Flat Iron for hair straightening.

After Use:

1. Turn off the appliance and unplug it from the electrical outlet.
2. Allow the flat iron to cool down completely on a heat-resistant surface before handling or storing.

6. MAINTENANCE AND CARE

Cleaning:

- Ensure the flat iron is unplugged and completely cool before cleaning.
- Wipe the exterior and heating plates with a soft, damp cloth. Do not use abrasive cleaners or harsh chemicals.
- Ensure no moisture enters the appliance's electrical components.

Storage:

- Store the appliance in a cool, dry place, out of reach of children.
- Do not wrap the power cord around the appliance, as this can cause damage to the cord. Coil the cord loosely.

7. TROUBLESHOOTING

If you encounter issues with your CHI Lava Ceramic Flat Iron, refer to the following common troubleshooting steps:

Problem	Possible Cause	Solution
Appliance does not heat up.	Not properly plugged in; Power switch off; Power outage.	Ensure the plug is fully inserted into the outlet. Turn the power switch to the 'ON' position. Check your household's power supply.
Inconsistent heating or temperature fluctuations.	Residue on plates; Internal malfunction.	Ensure plates are clean and free of styling product residue (when cool). If the issue persists, contact customer support.
Hair is snagging or pulling.	Hair not fully detangled; Plates not clean.	Ensure hair is thoroughly detangled before use. Clean the plates as per maintenance instructions.

If these steps do not resolve the issue, please contact customer support for further assistance.

8. SPECIFICATIONS

- **Brand:** CHI
- **Model Number:** GF8269
- **UPC:** 633911806227
- **Plate Material:** Volcanic Lava Ceramic
- **Maximum Temperature:** 395°F (201°C)
- **Cord Length:** 11 feet
- **Product Dimensions:** 12 x 2 x 2 inches





- **Weight:** 1 Pound
- **Manufacturer:** Farouk Systems Inc



9. WARRANTY AND SUPPORT

Warranty information for the CHI Lava Ceramic Flat Iron is typically included with the product packaging or available on the official CHI website. Please refer to these resources for details regarding your product's warranty coverage.



For technical support, service, or inquiries, please contact the manufacturer, Farouk Systems Inc, directly through their official customer service channels.

Related Documents - GF8269

	<p>CHI G2 Ceramic & Titanium Infused Hairstyling Iron Owner's Manual</p> <p>Owner's manual for the CHI G2 Ceramic & Titanium Infused Hairstyling Iron, providing operating instructions, safety precautions, and warranty information.</p>
	<p>CHI Ionic Shine Shades Liquid Hair Color Manual: Professional Formulation & Application Guide</p> <p>Comprehensive guide for hair colorists on CHI Ionic Shine Shades Liquid Hair Color, detailing its ammonia-free formula, 5-in-1 solution, ceramic technology, and professional application techniques for vibrant, healthy hair.</p>
	<p>CHI Garment Care Electronic Iron Use and Care Manual</p> <p>Comprehensive use and care manual for CHI electronic irons, covering safety instructions, parts identification, operating procedures for dry and steam ironing, auto shutoff features, fabric care tips, maintenance, troubleshooting, and warranty information for models 13102, 13105, 13112, and 13113.</p>
	<p>CHI 360 Precision Steam Iron User Manual</p> <p>Comprehensive guide for the CHI 360 Precision Steam Iron, covering safe operation, features, maintenance, troubleshooting, and warranty information.</p>

<div><p>OWNER'S MANUAL CHI CERAMIC TOURMALINE CERAMIC 1" CURLING IRON CA2306</p><p>Owner's Instructions Before operating the appliance, please read these instructions carefully and keep them for future reference.</p><p><small>FAROUK SYSTEMS, INC. 250 PENNBRIGHT DR. HOUSTON, TEXAS 77090 TEL: 281-876-2000 www.chi.com</small></p><p>FAROUK CHI BIOSIL®</p></div>	<p>CHI Ceramic Tourmaline Curling Iron CA2306 Owner's Manual</p> <p>Owner's manual and safety instructions for the CHI Ceramic Tourmaline 1" Curling Iron, model CA2306. Includes operating instructions, maintenance, and warranty information.</p>
<div><p>CHI USE AND CARE MANUAL MANUEL D'UTILISATION ET D'ENTRETIEN MANUAL DE USO Y CUIDADO</p></div>	<p>CHI Steam Iron Use and Care Manual</p> <p>Comprehensive guide for the CHI Steam Iron (models 13102, 13105, 13112), covering safety instructions, parts identification, operating procedures, care and cleaning, troubleshooting, and warranty information.</p>

Documents - CHI – GF8269

<div><p>OWNER'S MANUAL NEW CHI LAVA® 1" VOLCANIC LAVA CERAMIC HAIRSTYLING IRON GF8269</p><p>Owner's Instructions Before operating the appliance, please read these instructions carefully and keep them for future reference.</p><p><small>FAROUK SYSTEMS, INC. 250 PENNBRIGHT DR. HOUSTON, TEXAS 77090 TEL: 281-876-2000 www.chi.com</small></p><p>FAROUK CHI BIOSIL®</p></div>	<p>[pdf] User Manual Owner's Manual Instructions</p> <p>GF8269 CHI LAVA Iron Manual Retail indd Lava Ceramic Flat Owners Manualmanual internal 2025 08 </p> <p>OWNER S MANUAL NEW CHI LAVA 1 VOLCANIC LAVA CERAMIC HAIRSTYLING IRON GF8269 Owner s Instructions Before operating the appliance, please read these instructions carefully and keep them for future reference. FAROUK SYSTEMS, INC. 250 PENNBRIGHT DR. HOUSTON, TEXAS 77090 TEL: 281-876-2000 www.ch...</p> <p>lang:en score:41 filesize: 584.44 K page_count: 24 document date: 2018-02-28</p>
<div><p>OWNER'S MANUAL NEW CHI LAVA® 1" VOLCANIC LAVA CERAMIC HAIRSTYLING IRON GF8269</p><p>Owner's Instructions Before operating the appliance, please read these instructions carefully and keep them for future reference.</p><p><small>FAROUK SYSTEMS, INC. 250 PENNBRIGHT DR. HOUSTON, TEXAS 77090 TEL: 281-876-2000 www.chi.com</small></p><p>FAROUK CHI BIOSIL®</p></div>	<p>[pdf] User Manual Owner's Manual Instructions</p> <p>GF8269 CHI LAVA Iron Manual Retail indd User 1 Inch Original Ceramic Flat Hairstyling Professional Black Beauty Personal Care 91TWCZ7OVIL m media amazon images I </p> <p>OWNER S MANUAL NEW CHI LAVA 1 VOLCANIC LAVA CERAMIC HAIRSTYLING IRON GF8269 Owner s Instructions Before operating the appliance, please read these instructions carefully and keep them for future reference. FAROUK SYSTEMS, INC. 250 PENNBRIGHT DR. HOUSTON, TEXAS 77090 TEL: 281-876-2000 www.chi.com ...</p> <p>lang:en score:37 filesize: 584.44 K page_count: 24 document date: 2018-02-28</p>



[\[pdf\]](#) Reference Guide Catalog

2020 FAROUK PRODUCT CATALOG FINAL chi 2019 12

TOOLS 2018 FA R OU K P RODUC T C ATA L OG/RE TA IL 102 CONTENTS

ABOUT US COMPANY OVERVIEW II ... TOOLS 3 FA ROU K P RODUC T C ATA L

OG/ RE TA IL VOLCANIC LAVA CERAMIC HAIRSTYLING IRONS MODEL: **GF8269**

CHI VOLCANIC LAVA CERAMIC HAIRSTYLING IRON Sourced from some of the most effective heat cond...

lang:en score:13 filesize: 29.71 M page_count: 122 document date: 2019-11-14