



Manuals.plus /

› AgPubs /

› Case 450B & 455B Crawler Loader Bull Dozer Service Repair Manual Technical Shop Binder

## AgPubs 450B & 455B

# Case 450B & 455B Crawler Loader Service Repair Manual

Technical Shop Binder

## INTRODUCTION TO YOUR SERVICE MANUAL

This manual is a high-quality reproduction designed to provide comprehensive technical information for the Case 450B and 455B Crawler Loader and Bull Dozer models. It serves as an indispensable resource for performing repairs, overhauls, and troubleshooting, ensuring the longevity and optimal performance of your equipment.

The content is structured to guide users through various complex procedures with clear, detailed instructions and diagrams, making it suitable for both experienced technicians and those performing DIY maintenance.



Image: The Case 450B & 455B Service Manual presented in a durable black binder, ready for use in a workshop environment.



Image: An open view of the service manual, displaying the title page which clearly indicates it is for the 450B and 455B Crawler Tractor models.

## UNDERSTANDING MANUAL TYPES

For each piece of equipment, different types of manuals are produced, each serving a specific purpose. Understanding these distinctions will help you select the correct manual for your needs:

- **Service Manual (Repair / Overhaul / Troubleshooting):** This manual, like the one you possess, provides in-depth instructions for diagnosing issues, performing repairs, and conducting complete overhauls of the equipment's systems and components. It includes detailed procedures, specifications, and diagrams necessary for complex mechanical work.
- **Operators Manual (Basic Maintenance / Operation / Fluid Types / Quantities and Adjustments):** Focuses on the day-to-day operation of the machine, routine maintenance schedules, fluid specifications, and basic adjustments. It is essential for operators to ensure safe and efficient use of the equipment.
- **Parts Catalog (Exploded Views / Parts Names / Factory (OEM) Parts Numbers):** Contains exploded diagrams of all assemblies, listing individual part names and their corresponding factory (OEM) part numbers. This manual is crucial for identifying and ordering correct replacement parts.

# MANUAL CONTENT OVERVIEW

This service manual is organized into various series and sections, each dedicated to a specific system or component of the Case 450B and 455B Crawler Loader. This structured approach allows for easy navigation and quick access to relevant information.

450B CRAWLER	
TABLE OF CONTENTS	
SERIES/SECTION	SECTION NO.
10	<b>SERIES - GENERAL</b>
	General Engine Specifications - 207 Engine ..... 1010
	Decals and Repainting ..... 1012
	Detailed Engine Specifications - 207 Engine ..... 1028
	Maintenance and Lubrication ..... 1050
	Torque Charts ..... 1051
	Noise Control ..... 1052
20	<b>SERIES - ENGINES</b>
	Engine Diagnosis ..... 2001
	Engine Tune-Up ..... 2002
	Cylinder Head, Valve Train, and Camshaft ..... 2015
	Crankshaft, Bearings, Flywheel, and Oil Seals ..... 2035
	Oil Pump ..... 2045
	General Engine Information ..... 2050
	Air Cleaner and Mufflers ..... 2051
	Ether Injection System ..... 2053
	Cooling System ..... 2055
	Cylinder Block, Sleeves, Pistons, and Rods ..... 2125
	Engine Lubrication ..... 2555
30	<b>SERIES - FUEL SYSTEM</b>
	Fuel Filters ..... 3010
	Fuel Injection Pump ..... 3012
	Fuel Injectors ..... 3013
	Engine Controls, Fuel Lines, and Fuel Tank ..... 3052
40	<b>SERIES - ELECTRICAL SYSTEM</b>
	Electrical System Specifications and Troubleshooting ..... 4002
	Wiring Diagram ..... 4003
	Gauges ..... 4004
	Battery ..... 4005
	Starter and Starter Solenoid ..... 4006
	Alternator and Voltage Regulator ..... 4007
	Electrical Accessories ..... 4015
50	<b>SERIES - TRACK AND SUSPENSION</b>
	Track and Track Frame ..... 5506
	Idler, Track Adjuster, and Recoil Housing ..... 5508
	Sprocket ..... 5509
	Carrier Rollers ..... 5510
	Track Rollers ..... 5511

Image: A page from the manual's table of contents, detailing sections such as General Specifications, Engine, and Fuel System, providing a clear roadmap of the manual's structure.

SERIES/SECTION	SECTION NO.
60	<b>SERIES - POWER TRAIN</b>
	General Transmission Information and Troubleshooting ..... 6002
	Transmission Operation ..... 6003
	Charging Pump ..... 6005
	Transmission Control Valve ..... 6007
	Torque Converter ..... 6010
	Transmission ..... 6016
	Final Drives ..... 6017
	Transmission Controls ..... 6018
	Drive Shafts ..... 6021
70	<b>SERIES - BRAKES</b>
	Brakes ..... 7001
	Clutch Cutout Valve ..... 7007
80	<b>SERIES - HYDRAULIC SYSTEM</b>
	General Hydraulic System Information ..... 8002
	Hydraulic Pump ..... 8005
	Equipment Control Valve ..... 8007
	Cylinders ..... 8090
	Backhoe Control Valve ..... 8107
	Stabilizer Control Valve ..... 8109
90	<b>SERIES - MOUNTED EQUIPMENT</b>
	Loader ..... 9010
	Blades and Frames ..... 9020
	Ripper ..... 9031
	ROPS Canopy ..... 9061
	Backhoe ..... 9100
	Winch ..... 9300

Image: Another page from the table of contents, showing sections on Electrical System, Track and Suspension, Power Train, Brakes, Hydraulic System, and Mounted Equipment, highlighting the comprehensive coverage.

# MAINTENANCE AND REPAIR PROCEDURES

The manual provides step-by-step instructions for various maintenance and repair tasks, accompanied by detailed illustrations and diagrams to ensure accuracy and ease of understanding.

## Engine Systems

Detailed procedures for engine installation, lubrication, and oil flow are covered, essential for maintaining engine health and performance.

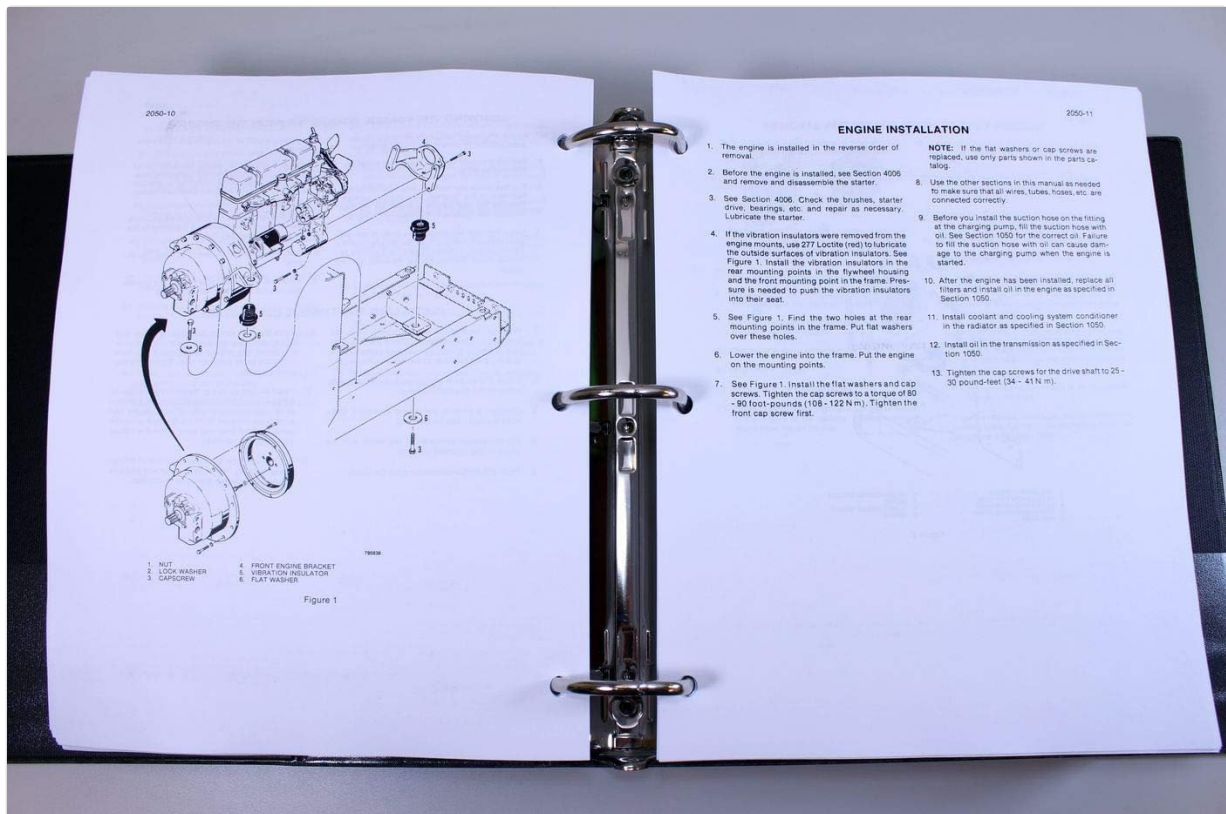


Image: A detailed diagram illustrating the process of engine installation, including component identification and torque specifications.

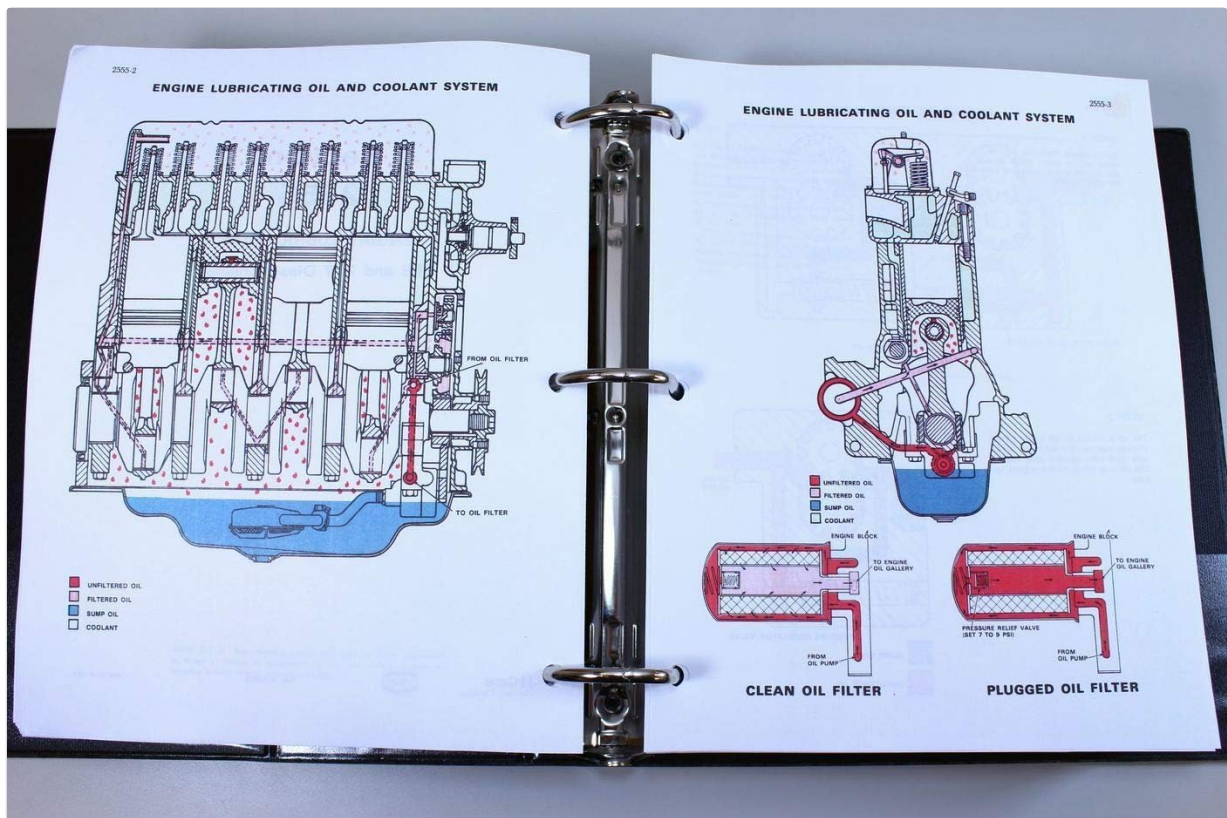


Image: A schematic showing the engine lubricating oil and coolant system, highlighting flow paths and key components for proper maintenance.

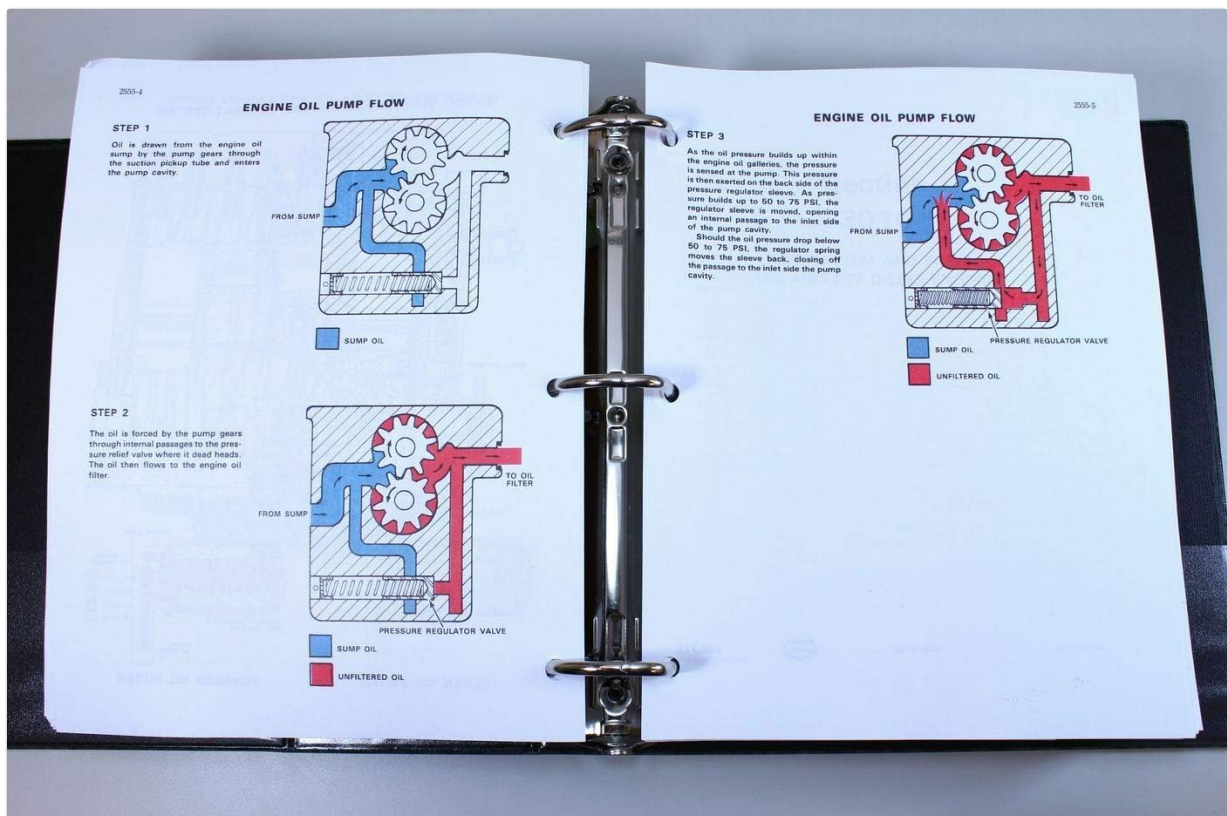


Image: Diagrams illustrating the engine oil pump flow, detailing the path of oil through the system and the function of the pressure regulator valve.

## Fuel System

Instructions for servicing diesel fuel filters and removing the fuel pump are provided, crucial for maintaining fuel system integrity and preventing operational issues.

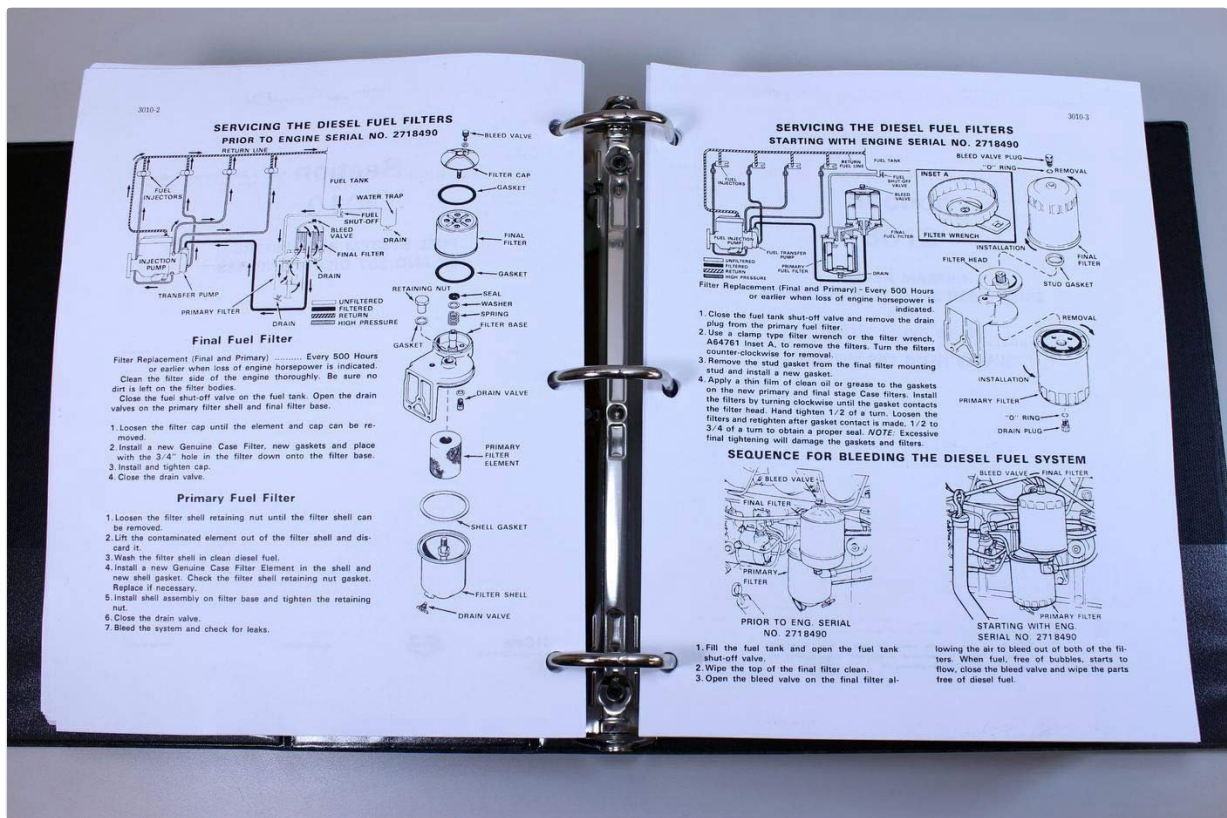


Image: A comprehensive guide to servicing diesel fuel filters, including diagrams for disassembly, cleaning, and reassembly.

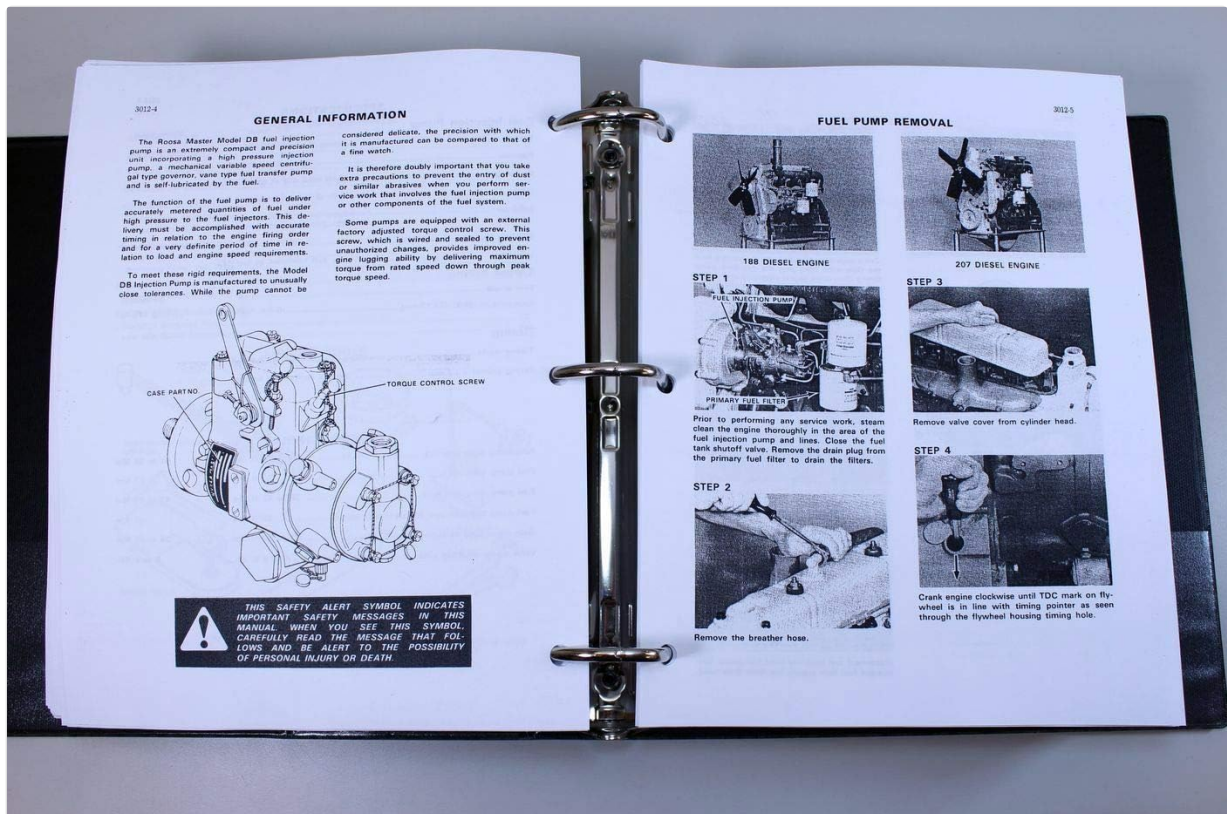


Image: Visual instructions for fuel pump removal, showing the necessary steps and tools for safe and effective component extraction.

## GENERAL SPECIFICATIONS

This manual includes critical specifications for the Case 450B and 455B Crawler Loader, which are vital for accurate repairs and maintenance.

Specification	Detail
Manufacturer	AgPubs
ASIN	B07KQPLG2F
Product Type	Service Repair Manual Technical Shop Binder
Applicable Models	Case 450B, Case 455B Crawler Loader / Bull Dozer

---

## SUPPORT AND ADDITIONAL RESOURCES

For any further inquiries or specific technical assistance not covered in this manual, it is recommended to consult with certified Case equipment technicians or contact the manufacturer, AgPubs, directly. Utilizing official channels ensures you receive accurate and up-to-date information for your equipment.

This manual is designed to empower you with the knowledge to perform many tasks yourself, saving time and money while ensuring your equipment operates reliably.

---