

Manuals+

[Q & A](#) | [Deep Search](#) | [Upload](#)

manuals.plus /

› [Xiaomi](#) /

› [Xiaomi Mi Box S Android TV with Google Assistant Remote Streaming Media Player - Chromecast Built-in - 4K HDR - Wi-Fi - 8 GB - Black Xiaomi TV box S User Manual](#)

Xiaomi MDZ-22-AB

Xiaomi Mi Box S Android TV Streaming Media Player

MODEL: MDZ-22-AB

Brand: Xiaomi

INTRODUCTION

Welcome to the user manual for your Xiaomi Mi Box S Android TV Streaming Media Player. This device is designed to enhance your home entertainment experience, offering access to a vast library of content and smart features. Powered by Android TV 8.1, it provides superior functionality for streaming movies, TV shows, and more in stunning 4K HDR quality. With Chromecast built-in and Google Assistant voice control, navigating and enjoying your favorite media has never been easier.

SETUP GUIDE

Follow these steps to set up your Xiaomi Mi Box S:

- Unpack the Device:** Carefully remove the Mi Box S, remote control, power adapter, and HDMI cable from the packaging.
- Connect to TV:** Connect one end of the HDMI cable to the HDMI port on your Mi Box S and the other end to an available HDMI input on your television.
- Connect Power:** Plug the power adapter into the DC input port on the Mi Box S, then plug the adapter into a power outlet.
- Power On:** Turn on your TV and select the correct HDMI input source. The Mi Box S should power on automatically.
- Pair Remote Control:** Follow the on-screen instructions to pair your Bluetooth remote control. Typically, this involves holding down specific buttons (e.g., Home and Back) until the remote pairs.
- Network Connection:** Connect the Mi Box S to your Wi-Fi network. You can easily transfer network details from a compatible Android phone or tablet using the Google app.
- Google Account Setup:** Sign in with your Google account to access the Google Play Store and personalize your experience.

Chromecast built-in 4K ULTRA HD Google Assistant MI

Mi Box S

4K Ultra HD set-top box



Powered by **androidtv**

FREE
HDMI CABLE
3,000+ Apps

NETFLIX	MOVIES & TV VUDU	YouTube	HBO NOW	Google Play Movies & TV	STARZ
CBS ALL ACCESS	Google Play Music	ESPN	sling TELEVISION	Spotify	SHOWTIME

Image: Xiaomi Mi Box S device and its remote control, ready for setup.

High Clarity 4K HDR

Features the latest 4K HDR technology and high-speed 4K processing for up to 60fps playback. Enjoy an ultra high-definition, lifelike viewing experience.



Image: Visual representation of the three simple setup steps: attach Mi Box S to TV, connect to internet, and start streaming.

OPERATING YOUR MI BOX S

User Interface and Navigation

The Mi Box S runs on Android TV, providing a user-friendly interface. The home screen displays recommended content, installed apps, and channels from various streaming services. Use the directional pad on your remote to navigate through menus and select items.



Image: The retail packaging of the Xiaomi Mi Box S, highlighting its key features.

Voice Control with Google Assistant

The built-in Google Assistant allows for hands-free control. Press the Google Assistant button on your remote and speak your commands. You can search for content, check weather, control smart home devices, and more.

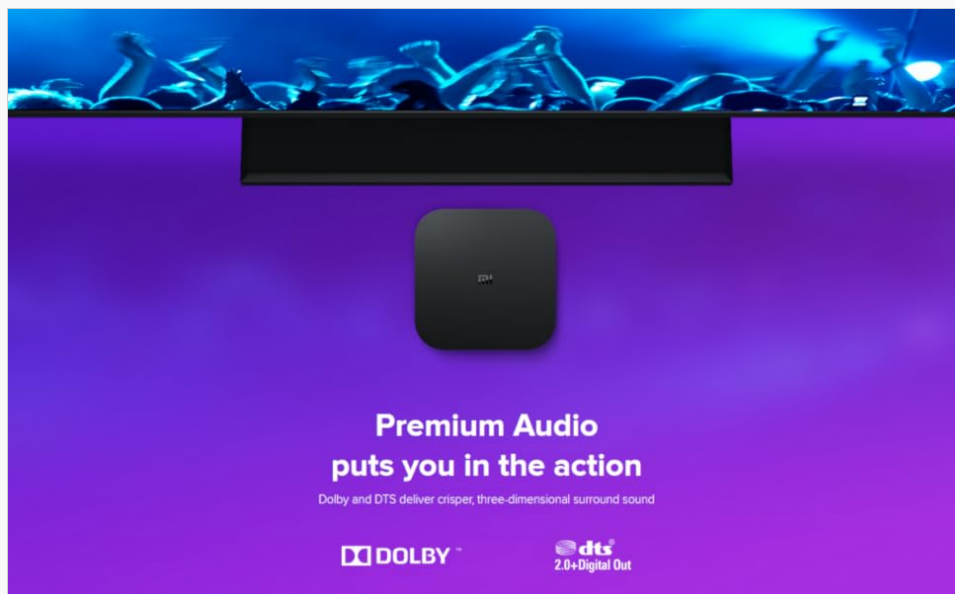


Image: Illustration of Google Assistant functionality, showing voice commands for entertainment and smart home control.

Streaming Content

Access thousands of apps and channels, including Netflix, VUDU, YouTube, and more. The Mi Box S supports 4K Ultra HD resolution and High Dynamic Range (HDR) for a superior viewing experience.



Image: A split screen comparison demonstrating the enhanced clarity and color of 4K HDR content versus standard definition.

Chromecast Built-in

Easily cast movies, music, games, and more from your phone, tablet, or laptop directly to your TV using the built-in Chromecast feature.

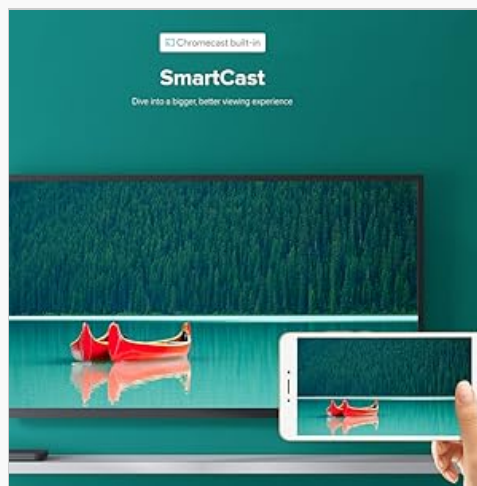


Image: A visual showing a smartphone screen being cast to a television via the SmartCast feature.

Connectivity

The Mi Box S supports Wi-Fi (2.4GHz/5GHz) and Bluetooth 4.0 for wireless connections. It also features a USB port for connecting external storage devices and an HDMI 2.0a port for high-resolution video and audio.

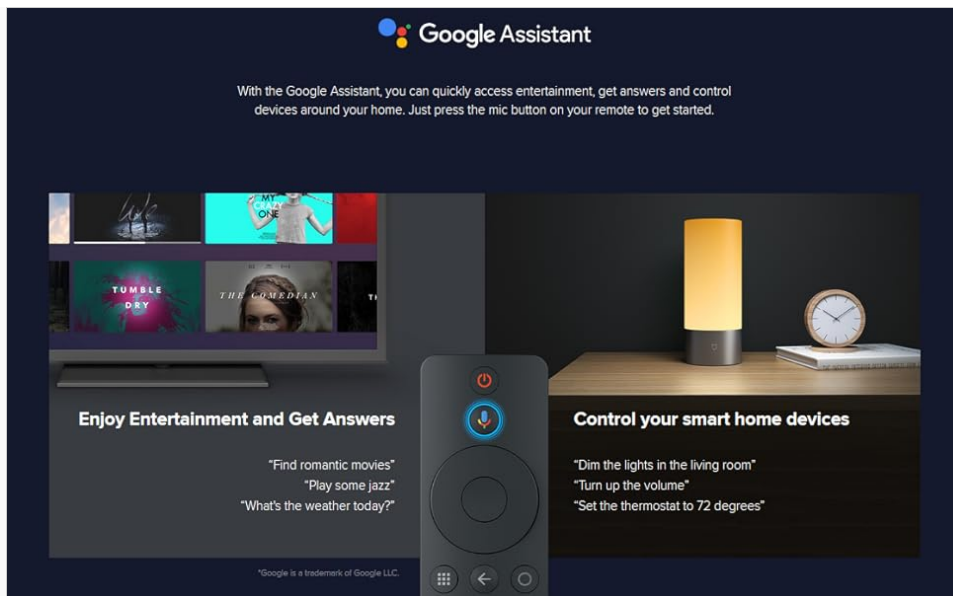


Image: Diagram illustrating the connectivity options of the Mi Box S, including Wi-Fi, Bluetooth, HDMI, and USB.

MAINTENANCE

- **Cleaning:** Use a soft, dry cloth to clean the exterior of the Mi Box S. Do not use liquid cleaners or aerosol sprays.
- **Ventilation:** Ensure the device is placed in a well-ventilated area to prevent overheating. Do not block any ventilation openings.
- **Software Updates:** The Mi Box S will periodically receive software updates. Ensure your device is connected to the internet to receive these updates, which improve performance and add new features.

TROUBLESHOOTING

Problem	Possible Solution
No power/Device not turning on.	Check if the power adapter is securely connected to the device and the power outlet. Try a different power outlet.
No picture on TV.	Ensure the HDMI cable is securely connected to both the Mi Box S and the TV. Verify that your TV is set to the correct HDMI input source.
Remote control not responding.	Check the batteries in the remote control and replace them if necessary. Re-pair the remote control by following the setup instructions.
Buffering or poor streaming quality.	Check your internet connection speed. Move the Mi Box S closer to your Wi-Fi router or reduce interference from other wireless devices.
Apps crashing or freezing.	Restart the Mi Box S. Clear the cache for the problematic app in the device settings. Ensure the app is updated to its latest version.

SPECIFICATIONS

- **Model:** MDZ-22-AB
- **Operating System:** Android TV 8.1 (or later via updates)
- **Output Resolution:** 4K (3840 x 2160) HDR
- **CPU:** Quad-core

- **GPU:** 3+2-core
- **RAM:** 2GB DDR3
- **Storage:** 8GB eMMC
- **Wireless Connectivity:** Wi-Fi 802.11a/b/g/n/ac (2.4GHz/5GHz), Bluetooth 4.0
- **Ports:** HDMI 2.0a x 1, USB 2.0 x 1, Power Interface x 1, Audio Out (3.5mm) x 1
- **Dimensions:** 39.37 x 39.37 x 39.37 inches
- **Weight:** 5.1 ounces
- **Color:** Black

WHAT'S IN THE BOX




- Xiaomi Mi Box S
- Remote Control
- Power Adapter
- HDMI Cable
- User Guide




WARRANTY AND SUPPORT

Your Xiaomi Mi Box S comes with a standard manufacturer's warranty. For specific warranty terms and conditions, please refer to the warranty card included in your product packaging or visit the official Xiaomi website. For technical support, troubleshooting assistance, or service inquiries, please contact Xiaomi customer support through their official channels.

Online Support: Visit the [Xiaomi Store on Amazon](#) for product information and support resources.

Related Documents - MDZ-22-AB

	<p>Xiaomi TV Box S Important Product Information and EU Declaration of Conformity</p> <p>Official product information, EU declaration of conformity, safety guidelines, and disposal instructions for the Xiaomi TV Box S (Model: MDZ-32-AA) and its Bluetooth + IR Voice Remote.</p>
	<p>Xiaomi TV Box S (2nd Gen) User Manual and Specifications</p> <p>Comprehensive guide for the Xiaomi TV Box S (2nd Gen) MDZ-28-AA, including setup instructions, important product information, safety guidelines, warranty details, and declarations of conformity.</p>
	<p>Xiaomi Smart Speaker (IR Control) User Manual: Setup, Features, and Warranty Guide</p> <p>Comprehensive user manual for the Xiaomi Smart Speaker (IR Control) (Model L05G), covering setup, package contents, app connection, voice commands, Bluetooth usage, button instructions, technical specifications, and warranty information.</p>

	<p>Xiaomi Mi Smart Speaker User Manual</p> <p>Comprehensive user manual for the Xiaomi Mi Smart Speaker (Model L09G), detailing setup, features, technical specifications, and warranty information.</p>
	<p>Xiaomi TV Box S (MDZ-32-AA) - User Manual and Product Information</p> <p>Comprehensive product information, EU declaration of conformity, operating instructions, safety guidelines, and warranty terms for the Xiaomi TV Box S (MDZ-32-AA). Includes details on power consumption, adapter specifications, WiFi usage, and e-waste disposal.</p>
	<p>Xiaomi Mi Box Setup Guide: Connect, Control, and Enjoy</p> <p>Learn how to set up your Xiaomi Mi Box with this comprehensive guide. Covers product overview, connection ports, remote control usage, and mobile app integration for a seamless media experience.</p>