

Yaheetech Folding 3-Tier Wooden Plant Stand

Yaheetech Folding 3-Tier Wooden Plant Stand Instruction Manual

Model: Folding 3-Tier Wooden Plant Stand

INTRODUCTION

This manual provides essential information for the proper setup, operation, and maintenance of your Yaheetech Folding 3-Tier Wooden Plant Stand. Please read these instructions carefully to ensure safe and effective use of the product. This plant stand is designed for displaying plants, books, and other decorative items, suitable for both indoor and outdoor environments.

SETUP

The Yaheetech Folding 3-Tier Wooden Plant Stand requires no assembly. It arrives pre-assembled and is designed for immediate use by simply unfolding it.

1. Carefully remove the plant stand from its packaging.
2. Place the stand on a flat, stable surface.
3. Gently unfold the stand, extending the side supports until the shelves are fully open and locked into position. Ensure all hinges are securely engaged.
4. Verify the stand is stable before placing any items on it.



Image: The plant stand in its folded and unfolded states, illustrating its compact storage and ready-to-use design. Dimensions are indicated for both configurations.



Image: Visual guide demonstrating the simple steps to unfold the plant stand from its compact form to its fully extended, functional state.

OPERATING INSTRUCTIONS

This plant stand is designed for versatile use, offering three tiers for display and storage.

- **Plant Display:** Arrange potted plants on each tier. The tiered design accommodates various plant heights and sizes. Ensure heavier pots are placed on lower shelves for stability.
- **Decorative Storage:** Utilize the shelves for displaying decorative items, books, or other household goods.
- **Indoor/Outdoor Use:** The carbonized fir wood construction makes it suitable for both indoor and outdoor environments. For outdoor use, consider placing it in a sheltered area to prolong its lifespan.
- **Weight Distribution:** Distribute weight evenly across the shelves. Avoid overloading any single tier or the entire stand beyond its specified capacity.




Image: The plant stand showcasing a variety of potted plants on its three tiers, demonstrating its primary function as a plant display unit.



Image: The plant stand positioned indoors, holding both potted plants and books, highlighting its versatility as a decorative storage shelf.



Fir + Carbonization
(Natural environmental protection)



Bamboo + Paint
(Toxic with unpleasant odor)



Image: A detailed view of the slat spacing on the shelves, indicating the gap size of 0.6 inches, which helps with drainage for plants and prevents small items from falling through.

MAINTENANCE

Proper care will extend the life and appearance of your plant stand.

- **Cleaning:** Wipe the stand with a soft, damp cloth to remove dust and dirt. Avoid using harsh chemicals or abrasive cleaners, which can damage the wood finish.
- **Wood Care:** The stand is made of fir wood with carbonized treatment, enhancing its resistance to deformation and weather. For outdoor use, occasional application of a wood sealant or oil can provide additional protection against elements.
- **Inspection:** Periodically check all joints and connections to ensure they remain tight and secure. Tighten any loose screws if necessary.
- **Storage:** When not in use, especially during harsh weather conditions, fold the stand and store it in a dry, sheltered location to protect the wood.

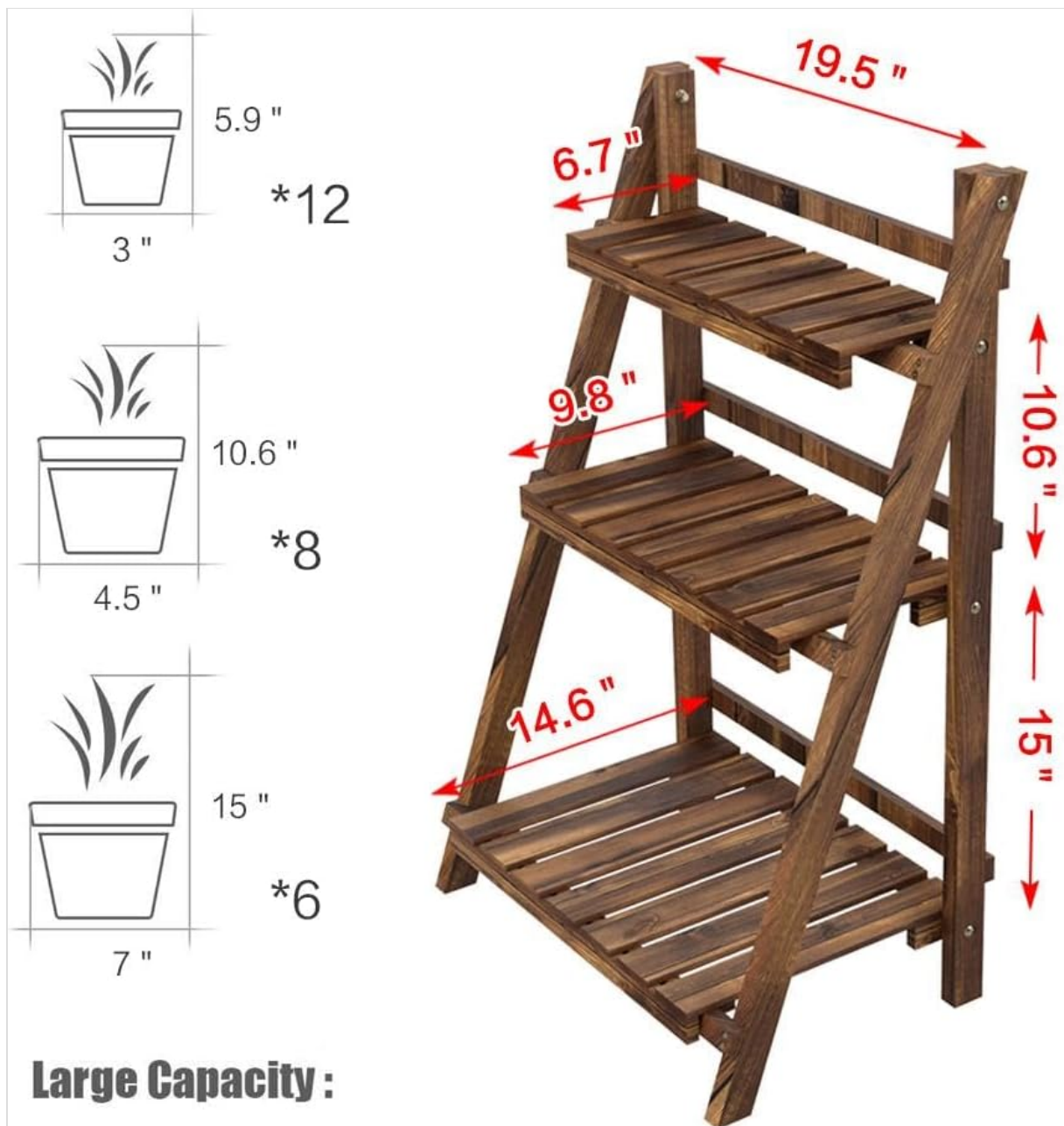


Image: An illustration highlighting the material composition of the plant stand, emphasizing the use of fir wood with carbonization for natural environmental protection, in contrast to bamboo with paint.

TROUBLESHOOTING

Most issues with this plant stand can be resolved with simple adjustments.

- **Instability:** If the stand appears wobbly, ensure it is placed on a completely flat and level surface. Check that all folding mechanisms are fully extended and locked.
- **Difficulty Folding/Unfolding:** If the stand is stiff, check for any obstructions in the hinges. A small amount of lubricant on the hinges may help if they are excessively tight.
- **Minor Scratches/Dings:** Due to the natural wood material, minor imperfections may occur. These can often be touched up with a wood repair marker or stain matching the product's finish.
- **Weight Capacity Concerns:** Ensure the total weight on the stand does not exceed 66 lbs (30 kg). Distribute items evenly to prevent stress on any single point.

SPECIFICATIONS

Feature	Detail
Model	Folding 3-Tier Wooden Plant Stand
Brand	Yaheetech
Material	Fir Wood + Metal Hardware
Finish Type	Wood (Carbonized)
Color	Brown
Product Dimensions (Unfolded)	23.62 x 14.96 x 36.61 inches (L x W x H)
Item Weight	8.4 pounds
Load Capacity	66 Pounds (30 kg)
Assembly Required	No



Image: A diagram illustrating the detailed dimensions of the plant stand, including shelf heights and widths, along with suggested pot sizes and quantities for each tier.

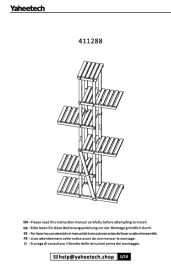




WARRANTY AND SUPPORT

For any questions, concerns, or support regarding your Yaheetech Folding 3-Tier Wooden Plant Stand, please contact Yaheetech customer service. Refer to your purchase documentation for specific warranty details, as terms may vary.

You can typically find support information on the official Yaheetech website or through the retailer where the product was purchased.

Online Support: [Visit the Yaheetech Store on Amazon](#)

Related Documents - Folding 3-Tier Wooden Plant Stand

 The image shows the cover of the assembly instructions for the Yaheetech 411288 Multi-Tier Plant Stand. It features a line drawing of the stand, which has three tiers and a central support pole. The model number 411288 is printed at the top. Below the drawing, there are several small icons representing different parts and steps of the assembly process. The Yaheetech logo is in the top left corner.	<p>Yaheetech 411288 Multi-Tier Plant Stand Assembly Instructions</p> <p>This document provides detailed, step-by-step assembly instructions for the Yaheetech 411288 multi-tier plant stand. It includes a parts list, hardware guide, and textual descriptions of diagrams to ensure a smooth assembly process. Suitable for indoor and outdoor use.</p>
 The image shows the cover of the assembly and user guide for the Yaheetech 592997 Mobile TV Stand with Wheels. It features a line drawing of the stand, which has a single tier and a central support pole with wheels at the base. The model number 592997 is printed at the top. Below the drawing, there are several small icons representing different parts and steps of the assembly process. The Yaheetech logo is in the top left corner.	<p>Yaheetech 592997 Mobile TV Stand with Wheels - Assembly and User Guide</p> <p>Official assembly instructions and user guide for the Yaheetech 592997 mobile TV stand. Includes parts list, step-by-step assembly, safety warnings, and care instructions.</p>
 The image shows the cover of the assembly instructions for the Yaheetech Adjustable Mobile TV Stand. It features a line drawing of the stand, which has a single tier and a central support pole with wheels at the base. The model number 610856 is printed at the top. Below the drawing, there are several small icons representing different parts and steps of the assembly process. The Yaheetech logo is in the top left corner.	<p>Yaheetech Adjustable Mobile TV Stand Assembly Instructions</p> <p>Assembly instructions for the Yaheetech adjustable mobile TV stand (Model # 610856). Includes a parts list and step-by-step assembly guide.</p>
 The image shows the cover of the assembly instructions for the Yaheetech TV Stand. It features a line drawing of the stand, which has a single tier and a central support pole. The model number 613677 is printed at the top. Below the drawing, there are several small icons representing different parts and steps of the assembly process. The Yaheetech logo is in the top left corner.	<p>Yaheetech TV Stand Assembly Instructions</p> <p>Comprehensive assembly guide for the Yaheetech TV Stand, suitable for TVs up to 65 inches. Includes a detailed parts list, step-by-step instructions, and safety information.</p>
 The image shows the cover of the assembly instructions and product information for the Yaheetech 613677 TV Stand. It features a line drawing of the stand, which has a single tier and a central support pole. The model number 613677 is printed at the top. Below the drawing, there are several small icons representing different parts and steps of the assembly process. The Yaheetech logo is in the top left corner.	<p>Yaheetech 613677 TV Stand - Assembly Instructions and Product Information</p> <p>Comprehensive assembly manual for the Yaheetech 613677 TV Stand. Includes parts list, step-by-step instructions, safety warnings, and contact information for this media console.</p>

592071



1. Please read the instructions carefully and follow the steps in order.
2. The stand is designed for use with a TV. Do not use it for other purposes.
3. The stand is not suitable for use in a wet or humid environment.
4. The stand is not suitable for use in a high-temperature environment.
5. The stand is not suitable for use in a high-voltage environment.

© 2019 Yaheetech. All rights reserved.

[Yaheetech 592071 Mobile TV Stand Assembly Instructions](#)

Comprehensive assembly guide for the Yaheetech 592071 mobile TV stand. Includes a detailed parts list, safety warnings, step-by-step installation instructions with textual descriptions of diagrams, and support contact information.