

## Greadio R919

# Greadio Vintage Bluetooth Speaker Radio R919 Instruction Manual

Model: R919  
Brand: Greadio

### PRODUCT OVERVIEW

The Greadio Vintage Bluetooth Speaker Radio R919 is a compact and stylish audio device that combines classic retro aesthetics with modern functionality. Crafted from natural walnut wood, it offers both FM radio and Bluetooth 5.0 connectivity, allowing you to enjoy music from various sources. Its bass enhancement system delivers rich, loud sound without distortion, making it an ideal companion for any setting.



*Image: The Greadio Vintage Bluetooth Speaker Radio R919, showcasing its walnut wood finish and retro design.*

## WHAT'S IN THE BOX

- Vintage Radio Speaker
- Micro USB & AUX Cord
- User Manual



*Image: Contents of the Greadio R919 package, including the speaker, charging cable, and user manual.*

## PRODUCT FEATURES

- **Retro Aesthetic with Modern Tech:** Crafted from natural walnut wood, blending 1950s retro vibe with advanced digital audio technology.
- **Advanced Bluetooth 5.0:** Connects with smart equipment in less than one second for seamless audio streaming.
- **Bass Enhancement System:** Produces rich, stereo sound from the front without complicated traditional speakers.
- **Compact Size, Loud Volume:** Features five-watt amplifiers for surprisingly rich and loud sound without distortion, despite its small 4.4 x 2.7 x 2 inch dimensions.
- **Long Playtime:** Built-in 1100mAh rechargeable battery offers up to nine hours of playtime.
- **FM Radio Function:** Instantly takes you back to the good old days of radio channel surfing.



*Image: The Greadio R919 highlighting its bass enhancement system for rich sound.*



## **Mini Size** but Surprisingly Loud Volume

5W powerful, tiny size speaker with bass resonator  
offer 100% nature big sound



*Image: The compact size of the Greadio R919, emphasizing its surprisingly loud volume.*

## Unique and Retro Design

Crafted by natural walnut wood and blends modern technology with retro classic aesthetics



*Image: Close-up of the Greadio R919's unique and retro design.*

## SETUP

### Charging the Device

Before first use, fully charge the speaker. Connect the provided Micro USB cable to the charging port on the back of the speaker and the other end to a USB power source (e.g., computer, USB wall adapter). The charging indicator light will show the charging status.



*Image: The rear view of the Greadio R919, showing the Micro USB charging port and other*



## Powering On/Off

To power on the device, rotate the main dial (usually the rightmost dial) from the 'OFF' position to either 'FM' or 'BT' (Bluetooth) mode. To power off, rotate the dial back to 'OFF'.

## OPERATING INSTRUCTIONS

### Bluetooth Mode

1. Turn the main dial to the 'BT' position. The dial light will turn blue, indicating Bluetooth pairing mode.
2. On your smart device (phone, tablet, etc.), enable Bluetooth and search for available devices.
3. Select 'Greadio R919' from the list to pair. Once connected, the speaker will emit a confirmation tone.
4. You can now play audio from your device through the speaker.



*Image: The Greadio R919 wirelessly connected to a smartphone via Bluetooth.*

## FM Radio Mode

1. Turn the main dial to the 'FM' position. The dial light will turn orange, indicating FM radio mode.
2. Use the tuning dial (the larger central dial) to scan for FM radio stations. Rotate it slowly to find clear signals.
3. The frequency numbers on the dial will indicate the current station.



*Image: A hand adjusting the tuning dial of the Greadio R919 in FM radio mode.*

## Volume Control

Use the smaller dial on the left (labeled 'VOL') to adjust the volume. Rotate clockwise to increase volume and counter-clockwise to decrease it.

## Playback Controls (for TF card/Aux)

The speaker supports TF card playback and auxiliary input. Use the small buttons on the back panel for playback control (e.g., play/pause, next/previous track) when using a TF card. For auxiliary input, connect your device using a 3.5mm audio cable.

## MAINTENANCE

- **Cleaning:** Wipe the speaker with a soft, dry cloth. Do not use abrasive cleaners or solvents.
- **Storage:** Store the speaker in a cool, dry place away from direct sunlight and extreme temperatures. Use the provided travel pouch for protection.
- **Battery Care:** To prolong battery life, avoid fully discharging the battery frequently. Recharge the speaker regularly, even if not in use for extended periods.

## TROUBLESHOOTING

Issue	Possible Solution
No power	Ensure the battery is charged. Connect to a power source and try again.
Cannot pair Bluetooth	Ensure the speaker is in Bluetooth mode. Turn off and on your device's Bluetooth. Move closer to the speaker.
Poor FM reception	Adjust the speaker's position. Extend the antenna (if applicable). Try tuning to a different station.
No sound	Check volume levels on both the speaker and your connected device. Ensure correct mode (BT, FM, AUX, TF).

## SPECIFICATIONS

Feature	Detail
Product Dimensions	4.4 x 2.7 x 2 inches
Item Weight	8.3 ounces (0.52 Pounds)
Item Model Number	R919
Batteries	1 Lithium Polymer batteries required (included)
Connectivity Technology	Bluetooth
Tuner Technology	FM
Power Source	Battery Powered

## WARRANTY AND SUPPORT




The Greadio Vintage Bluetooth Speaker Radio R919 comes with a one-year manufacturer warranty and lifetime customer service (excluding wear and tear). For detailed information and further assistance, please refer to the official User Manual PDF available online.

You can access the full User Manual (PDF) [here](#).

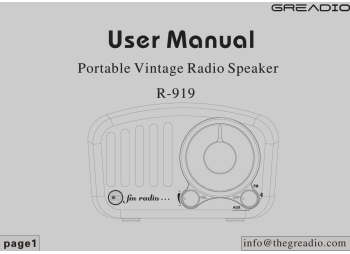
For additional support and product information, visit the official Greadio Store: [Greadio Store](#).



Related Documents - R919

	<p><a href="#">FY-R919 Portable Vintage Radio Speaker User Manual</a></p> <p>User manual for the FY-R919 Portable Vintage Radio Speaker, detailing FM radio, Bluetooth, TF card, and AUX playback, along with specifications, safety instructions, and FCC compliance.</p>
	<p><a href="#">GREADIO GR-919 Portable Vintage Radio Speaker User Manual</a></p> <p>Comprehensive user manual for the GREADIO GR-919 Portable Vintage Radio Speaker, covering FM radio, Bluetooth, TF card, AUX playback, charging, specifications, and safety instructions.</p>
	<p><a href="#">Greadio GR-090P Owner's Manual: Features, Operation, and Specifications</a></p> <p>Comprehensive guide to the Greadio GR-090P emergency weather radio, covering radio operation, SOS alarm, flashlight, reading lamp, motion sensor, charging methods (solar, hand crank, USB), battery protection, specifications, and warranty.</p>

Documents - Greadio – R919



[Gradio R-919 Portable Vintage Radio Speaker User Manual](#)

User manual for the Gradio R-919 Portable Vintage Radio Speaker, covering FM Radio, Bluetooth Speaker, TF Card Player, AUX Player, USB Port Charging, specifications, safety instructions, and warranty information.

lang:en score:22 filesize: 1.7 M page\_count: 8 document date: 2019-01-09