

Alpine MuffyBaby

Alpine Muffy Baby Ear Protection User Manual

Model: MuffyBaby | Brand: Alpine

INTRODUCTION

The Alpine Muffy Baby ear protection earmuffs are designed to safeguard your infant's delicate hearing from harmful loud noises. This manual provides essential information on the proper use, maintenance, and specifications of your Alpine Muffy Baby earmuffs, ensuring optimal protection and comfort for babies and toddlers up to 36 months.



Figure 1: Alpine Muffy Baby Ear Protection Earmuffs with carrying pouch.

IMPORTANT SAFETY INFORMATION

Protecting your baby's hearing is crucial. Loud sounds can be harmful, and prolonged exposure may lead to permanent hearing damage. The Alpine Muffy Baby earmuffs are designed to limit noise exposure, providing a safer environment for your child.

- **Fontanel Protection:** The head of a baby younger than 18 months is vulnerable due to the not yet closed fontanel. The Muffy Baby features a specially designed soft headband that fits smoothly without adding pressure to this sensitive area.
- **Certified Safety:** These earmuffs are thoroughly tested and proven to reach a noise reduction rating (SNR) of 23 dB in accordance with US & EU Regulations (CE & ANSI Certified).
- **Hypoallergenic Materials:** Constructed from sustainable, hypoallergenic materials, they are silicone-free and BPA-free, minimizing the risk of allergic reactions or irritations.
- **Secure Design:** The design is safe and practical, without any hard parts that could be harmful or dangerous. Ear caps are made with multiple layers of noise-reducing foam and soft padding for a secure closure. The upgraded headbands are anti-slip, comfortable, and easily adjustable.

How to use?

①



With one click, attach the clip to the band. The headband should still be able to move freely.

②



Turn the headband in position: the stripes should be line up with the opening on the clip.

③



Adjust the headband with velcro to the size of the head.

④



Attach the headband and check that it fits properly.

Figure 2: Protecting the fontanel with Alpine Muffy Baby.

SETUP AND OPERATING INSTRUCTIONS

Follow these steps to properly set up and use your Alpine Muffy Baby earmuffs:

1. **Attach the Clip:** With one click, attach the clip on the ear cup to the band. Ensure the headband can still move freely.
2. **Position the Headband:** Turn the headband into position. The stripes on the band should line up with the opening on the clip.
3. **Adjust the Headband:** Adjust the headband using the Velcro fasteners to fit the size of your baby's head. The headband is designed to be anti-slip and comfortable.
4. **Secure and Check:** Attach the headband and double-check that it fits properly and securely over your baby's ears, covering them completely without causing discomfort.

Designed specially for babies

Alpine's Muffy Baby has been designed for your child's comfort. The elastic non-slip band and soft padded ear cups are easy to wash. All the materials used are also non-toxic. Every effort has been made to ensure your baby is safe and comfortable.



Certified in the US and EU



Figure 3: Step-by-step guide for using Alpine Muffy Baby earmuffs.

The earmuffs are designed for various loud environments, including parties, parades, fireworks displays, traveling (airplane or car), and sporting events. Always ensure a snug fit for effective noise reduction.

For Every Adventure



Figure 4: Alpine Muffy Baby for every adventure.

MAINTENANCE

Proper maintenance ensures the longevity and effectiveness of your Alpine Muffy Baby earmuffs:

- **Cleaning:** The elastic non-slip band and soft padded ear cups are easy to wash. Use mild soap and water, then air dry completely.
- **Storage:** Keep the earmuffs in a dry place when not in use. The included carrying pouch (Figure 5) is ideal for hygienic and compact storage, especially when traveling.

Free Travel Bag



Easy, small & hygienic

Figure 5: Free Travel Bag for easy, small & hygienic storage.

TROUBLESHOOTING

No specific troubleshooting information is provided in the product details. If you encounter any issues with your Alpine Muffy Baby earmuffs, please refer to the official user guide or contact Alpine customer support.

SPECIFICATIONS

Product Dimensions	10.83 x 9.06 x 4.72 inches
Item Model Number	MuffyBaby
Target Gender	Male (Note: Suitable for all genders)
Material Type	ABS (Cover), PVC and PU (Padding), Polyester (Headband)

Care Instructions	Keep in a dry place; easy to wash
Item Weight	4 ounces
Country/Region of Origin	Netherlands
Noise Reduction Rating (SNR)	23 dB (CE & ANSI Certified)




WARRANTY AND SUPPORT


For detailed warranty information or customer support, please refer to the official Alpine website or the comprehensive user guide available for download:

[Download Official User Manual \(PDF\)](#)

You can also visit the [Alpine Store on Amazon](#) for more products and information.

Related Documents - MuffyBaby

	<p>Alpine Muffy Baby Hearing Protection: User Manual & Safety Guide</p> <p>Comprehensive instructions for the Alpine Muffy Baby hearing protection for babies and children. Learn about proper fit, safety guidelines, maintenance, and technical specifications to protect young ears from harmful noise.</p>
	<p>Alpine Muffy Baby Hearing Protection: Instructions for Use and Attenuation Data</p> <p>Comprehensive user guide for Alpine Muffy Baby hearing protection, detailing proper fit, usage instructions, safety information, and technical attenuation data for babies and young children.</p>
	<p>Alpine SleepDeep: Advanced Noise-Reducing Earplugs for Restful Sleep</p> <p>Discover Alpine SleepDeep earplugs, designed for optimal comfort and effective noise reduction to ensure a peaceful and uninterrupted night's sleep. Learn about their features, specifications, and proper usage.</p>



[Alpine Pluggies Kids: Allround Hearing Protection for Children - User Manual](#)

User manual for Alpine Pluggies Kids, providing instructions on fitting, use, maintenance, and technical specifications for children's hearing protection. Includes noise reduction data and compliance information.



Congratulations on your new Alpine purchase!

Thank you for choosing Alpine. We're committed to giving you the best experience with the SleepDeep. These earplugs are properly designed, and it's important that you use and maintain them properly to get the most out of them.

How to insert and maintain your Alpine SleepDeep earplugs

To get the best, comfortable earplugging effect, it's important to use the SleepDeep fully inserted into the ear canal. To ensure proper fitting, start by pulling your ear up and outwards.

For a perfect seal, insert the earplugging into your ear until it reaches the ear canal. Make sure the earplugging is aligned with your ear canal. You can do this by turning the earplugging clockwise.

If the earplugging is too big, don't worry! It's normal.

When removing, carefully pull the earplugging out of the ear canal.

Clean the earplugging regularly with soap and water. Check the working order of the earplugging regularly and clean them before each use. The SleepDeep earplugs are made of high-quality silicone and are reusable approximately 100 times.

How come earplugs never fully block out all noise?

The SleepDeep earplugs are designed to reduce noise, but they cannot completely block out all noise. Our sleepers should use them when they need a good night's sleep, but not when they need to hear.

Did you know...?

The SleepDeep earplugs are designed to be used in the ear canal. They are not designed to be used in the ear canal. They are not designed to be used in the ear canal.

How do we compare

ALPINE SLEEPDEEP	ALPINE PLUGGIES	ALPINE PARTYPLUG	ALPINE SLEEPDEEP
Comfortable	++	++	++
Effective	++	++	++
Reusable	++	++	++
Easy to use	++	++	++
Good for sleeping	++	++	++
Good for travel	++	++	++

For more instructions, please check our video on Amazon.

Sweet dreams!

[Alpine SleepDeep Earplugs: Product Instructions and Guide](#)

Comprehensive instructions for using and maintaining Alpine SleepDeep earplugs for optimal comfort and noise reduction. Learn how to insert, clean, and compare SleepDeep with other earplug types.



[Alpine PartyPlug Earplugs User Manual and Technical Specifications](#)

Comprehensive user manual and technical specifications for Alpine PartyPlug Earplugs, detailing noise reduction ratings, attenuation data according to EN 352-2:2020 and ANSI S12.68-2008, fitting instructions, and product compliance.

