

**Altec Lansing IMW991-BLK**

# Altec Lansing RockBox Bluetooth Speaker User Manual

Model: IMW991-BLK

## 1. INTRODUCTION

Thank you for purchasing the Altec Lansing RockBox Bluetooth Speaker. This portable, waterproof speaker is designed to deliver powerful sound and vibrant LED lighting effects, making it ideal for various indoor and outdoor environments. Please read this manual carefully to ensure proper use and to maximize your listening experience.

The RockBox features a rugged design, IP67 waterproof rating, long battery life, and the ability to pair with multiple speakers for an enhanced audio experience.

## 2. SAFETY INFORMATION

- Do not attempt to disassemble or modify the speaker.
- Keep the speaker away from extreme temperatures, direct sunlight, and open flames.
- Ensure all ports are securely closed when using the speaker near water to maintain its waterproof integrity.
- Use only the provided AC adapter for charging.
- Avoid dropping or subjecting the speaker to strong impacts.


## 3. WHAT'S IN THE BOX

- Altec Lansing RockBox Bluetooth Speaker
- AC Adapter
- Quick Start Guide

## 4. PRODUCT OVERVIEW



Front view of the Altec Lansing RockBox Bluetooth Speaker, showcasing its robust design and speaker grilles.



Top view of the speaker, highlighting the control panel with power, volume, Bluetooth pairing, and light mode buttons.

### Key Features:

- **Waterproof & Durable:** Certified IP67 rated, making it waterproof, shockproof, snowproof, and dustproof. Ideal for outdoor use, including beaches, poolsides, and camping.
- **Wireless Bluetooth Connectivity:** Connects up to 100 feet away from your device with Bluetooth 4.2 for a stable and fast connection.
- **Long Battery Life:** Enjoy up to 12 hours of continuous music playback on a single charge.
- **Illuminating LED Lights:** Features 7 color combinations that can sync with your music, enhancing the party atmosphere.
- **House Party Pairing:** Connect up to 50 House Party enabled speakers together for a synchronized audio

experience.

- **Voice Assistant Integration:** Access Siri and Hey Google for hands-free control and information.

## 5. SETUP

### Charging the Speaker:

1. Locate the charging port on the side of the speaker.
2. Connect the provided AC adapter to the charging port.
3. Plug the AC adapter into a power outlet. The charging indicator light will illuminate.
4. Allow the speaker to fully charge before first use.

### Initial Power On:

1. Press and hold the Power button ( ) located on the top panel of the speaker for a few seconds until you hear an audible prompt and the LED lights activate.

## 6. OPERATING INSTRUCTIONS

### Bluetooth Pairing:

1. Ensure the speaker is powered on. It will automatically enter Bluetooth pairing mode, indicated by a flashing Bluetooth indicator light.
2. On your smartphone, tablet, or other Bluetooth-enabled device, go to the Bluetooth settings.
3. Select "Altec RockBox" from the list of available devices.
4. Once connected, you will hear an audible confirmation, and the Bluetooth indicator light will become solid.

Your browser does not support the video tag.

This video demonstrates the Altec Lansing RockBox in use, showcasing its LED lights and portability during a social gathering. It highlights the speaker's ability to enhance the ambiance with its visual and audio features.

### Controlling Playback and Volume:

- **Play/Pause:** Press the Play/Pause button (▶||).
- **Volume Up:** Press the Volume Up button (+).
- **Volume Down:** Press the Volume Down button (-).
- **Next Track:** Press and hold the Volume Up button (+).
- **Previous Track:** Press and hold the Volume Down button (-).

### LED Light Modes:

The RockBox features multiple LED light modes to complement your music. Press the Light Mode button (⌂) to cycle through the available light patterns and colors.



# ROCKBOX

WIRELESS BOOMBOX  
WITH LIGHTING EFFECTS

ALTEC  
LANSING

24  
W  
24 WATT

IP67  
WATERPROOF  
SHOCKPROOF  
EVERYTHINGPROOF

UP TO  
12  
HOURS  
PLAY TIME

MULTI LIGHT  
MODES



The RockBox speaker displaying its blue LED lights, emphasizing its waterproof capability with water splashes in the background.



The speaker illuminating a table setting with its dynamic LED lights, creating an engaging atmosphere during a card game.

## House Party Pairing:

To connect multiple RockBox speakers for a synchronized audio experience:

1. Ensure all speakers are powered on and not connected to any Bluetooth device.
2. On the first speaker (master speaker), press and hold the House Party button (⌂) until you hear a prompt.
3. On subsequent speakers (slave speakers), press the House Party button (⌂) briefly.
4. The speakers will automatically connect. Once connected, you can control playback and volume from the master speaker or your connected device.

## 7. MAINTENANCE

- Clean the speaker with a soft, damp cloth. Do not use abrasive cleaners or solvents.
- Ensure all port covers are clean and properly sealed to maintain waterproof integrity.
- Store the speaker in a cool, dry place when not in use.
- Avoid prolonged exposure to direct sunlight or extreme temperatures.

## 8. TROUBLESHOOTING

Problem	Possible Solution
Speaker does not power on.	Ensure the battery is charged. Connect the AC adapter and try again.
Cannot pair with Bluetooth device.	Ensure the speaker is in pairing mode (flashing Bluetooth light). Turn off and on Bluetooth on your device. Move closer to the speaker.
No sound or low volume.	Increase volume on both the speaker and your connected device. Ensure the speaker is not muted.
Sound distortion.	Reduce the volume. Move the speaker closer to your device to avoid interference.
House Party pairing fails.	Ensure all speakers are not connected to any other Bluetooth device. Follow the pairing steps carefully.

## 9. SPECIFICATIONS

Feature	Detail
Model Name	RockBox
Model Number	IMW991-BLK
Speaker Type	Portable
Connectivity Technology	Bluetooth 4.2
Wireless Range	Up to 100 feet (30 meters)
Waterproof Rating	IP67 (Waterproof, Shockproof, Snowproof, Dustproof)
Battery Life	Up to 12 hours
Output Power	24 Watts
Dimensions (D x W x H)	7.4" x 14" x 7.4" (18.8 cm x 35.6 cm x 18.8 cm)

Feature	Detail
Weight	1 Pound (0.45 kg)
Color	Black

Note: Product specifications are subject to change without notice.

## 10. WARRANTY AND SUPPORT


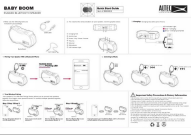
The Altec Lansing RockBox Bluetooth Speaker comes with a limited warranty. For detailed warranty information and terms, please refer to the warranty card included with your product or visit the official Altec Lansing website.

For technical support, troubleshooting assistance, or replacement parts, please contact Altec Lansing Customer Service:

- **Website:** [altec Lansing.com](https://altec Lansing.com)
- **Phone:** Refer to the Quick Start Guide or website for regional contact numbers.

Please have your model number (IMW991-BLK) and purchase date ready when contacting support.

Related Documents

	<p><a href="#">Altec Lansing iM477 Mini Lifejacket 2 Rugged Waterproof Bluetooth Speaker</a></p> <p>Explore the Altec Lansing iM477 Mini Lifejacket 2, a durable and portable Bluetooth speaker designed for adventure. Featuring IP67 water and dust resistance, 10-hour battery life, speakerphone capability, and a rugged build, it's perfect for any outdoor activity.</p>
	<p><a href="#">Altec Lansing Baby Boom Rugged Bluetooth Speaker Quick Start Guide</a></p> <p>Get started with your Altec Lansing Baby Boom Rugged Bluetooth Speaker. This guide covers setup, pairing, True Wireless Stereo, charging, safety, and warranty information.</p>

