

Performance Tool W9035

Performance Tool W9035 3-Piece Socket Adapter Set User Manual

Model: W9035 | Brand: Performance Tool

INTRODUCTION

The Performance Tool W9035 3-Piece Socket Adapter Set is designed to transform your power drill into a versatile power nut/socket driver. This set includes adapters with 1/4-inch, 3/8-inch, and 1/2-inch drive sizes, each featuring a free-spinning collar for enhanced grip and control during fastening tasks. Constructed from durable Chrome Vanadium (Cr-V) steel with a black phosphate finish, these adapters are built for longevity and secure socket seating with an integrated ball bearing.

SAFETY INFORMATION

Always prioritize safety when using tools. Adhere to the following guidelines:

- **Wear appropriate personal protective equipment (PPE)**, including safety glasses, to protect your eyes from debris.
- Ensure the power drill or driver is unplugged or its battery removed before attaching or detaching adapters and sockets.
- Verify that the socket adapter and socket are securely seated before operating the power tool.
- Do not exceed the recommended torque limits of your power tool or the adapters.
- Keep hands and loose clothing away from rotating parts.
- Store tools in a dry, secure location away from children.

PRODUCT OVERVIEW

The W9035 set includes three socket adapters, each 2-1/2 inches (63mm) in total length, designed for various applications:

- One 1/4-inch drive socket adapter (color-coded)
- One 3/8-inch drive socket adapter (color-coded)
- One 1/2-inch drive socket adapter (color-coded)

Each adapter features a free-spinning collar for improved grip and a ball bearing retention system to securely hold sockets.





Image: The three color-coded socket adapters included in the W9035 set.



Image: A Performance Tool socket adapter inserted into a power drill chuck, ready for use.





Image: The retail packaging for the Performance Tool W9035 3-piece socket adapter set, showing the product and key features.

SETUP

Before first use, you may need to remove the anti-theft hang tag from the adapters. Follow these steps:

1. Using cutting pliers, carefully snip the plastic above the "Close/Open" icons on the hang tag. Ensure you wear safety glasses during this step.
2. Twist the hang tag 90 degrees counter-clockwise.
3. Pull the hang tag upwards to remove it from the adapter. The hang tag is designed to be reusable if desired.

Once the hang tag is removed, insert the hex end of the socket adapter into the chuck of your power drill or impact driver and tighten securely. Then, attach the desired socket to the square drive end of the adapter, ensuring it clicks into place with the ball bearing retention.

Your browser does not support the video tag.

Video: This video demonstrates the process of safely removing the anti-theft hang tag from a Performance Tool socket, and how it can be reattached for storage.

OPERATING INSTRUCTIONS

These socket adapters are designed for use with power drills or impact drivers to convert them into a socket wrench. Follow these steps for operation:

1. Select the appropriate size socket adapter (1/4", 3/8", or 1/2") for your task.
2. Insert the hex shank of the adapter firmly into the chuck of your power drill or impact driver. Tighten the chuck securely to prevent slippage.
3. Attach the correct size socket to the square drive end of the adapter. Ensure the socket is fully seated and locked by the ball bearing.
4. Position the socket onto the fastener (nut or bolt head).
5. Operate your power tool at a controlled speed, applying steady pressure. The free-spinning collar allows you to maintain a positive grip on the adapter while the tool rotates.
6. Once the fastening or loosening is complete, release the power tool's trigger.
7. Carefully remove the tool from the fastener.

Always ensure the power tool is set to the correct direction (forward for tightening, reverse for loosening) before operation.

MAINTENANCE

Proper maintenance will extend the life of your Performance Tool socket adapters:

- **Cleaning:** After each use, wipe down the adapters with a clean, dry cloth to remove any dirt, grease, or debris. For stubborn grime, a mild degreaser can be used, followed by thorough drying.
- **Lubrication:** Periodically apply a light coat of machine oil to the ball bearing mechanism to ensure smooth operation and prevent corrosion.
- **Storage:** Store the adapters in a dry environment to prevent rust. The original packaging or a dedicated tool organizer is recommended to keep the set together and protected.
- **Inspection:** Regularly inspect the adapters for any signs of wear, damage, or deformation. Discontinue use if any damage is observed, as this could compromise safety and performance.

TROUBLESHOOTING

If you encounter issues while using your socket adapter set, consider the following common solutions:

Problem	Possible Cause	Solution
Socket adapter slips in drill chuck.	Chuck not tightened sufficiently; worn chuck jaws; adapter shank is oily.	Ensure chuck is fully tightened. Clean adapter shank thoroughly. Inspect drill chuck for wear.
Socket does not seat securely on adapter.	Ball bearing mechanism is dirty or damaged; incorrect socket size.	Clean the ball bearing mechanism. Ensure you are using the correct drive size socket (1/4", 3/8", or 1/2").
Adapter appears to be bending or deforming.	Excessive torque applied; adapter is damaged.	Do not exceed the torque capacity of the adapter. Replace the adapter if it shows signs of damage.

SPECIFICATIONS

Brand: Performance Tool
Model: W9035
Number of Pieces: 3
Drive Sizes: 1/4 inch, 3/8 inch, 1/2 inch
Total Length: 2-1/2 inches (63mm)
Material: Chrome Vanadium Steel (Cr-V)
Finish Type: Black Phosphate Coating
Drive System: Hex

Item Weight: 3.2 ounces
UPC: 039564133244

WARRANTY INFORMATION

The Performance Tool W9035 3-Piece Socket Adapter Set comes with a **Lifetime Warranty**. For specific details regarding warranty claims, coverage, and procedures, please refer to the official Performance Tool website or contact their customer support directly.





CUSTOMER SUPPORT

For further assistance, technical support, or inquiries about your Performance Tool W9035 Socket Adapter Set, please visit the official Performance Tool website or contact their customer service department. You can often find contact information, FAQs, and additional product resources on their brand store page:

[Visit the Performance Tool Store on Amazon](#)



Related Documents

	<p>Performance Tool 8-Piece Pneumatic Fan Clutch Wrench Set - W80501</p> <p>Detailed information on the Performance Tool W80501 8-piece pneumatic fan clutch wrench set, including features, specifications, and applications for servicing fan clutches and water pumps.</p>
	<p>Performance Tool W1630 1-1/2 Ton Low Profile Aluminum Floor Jack Owner's Manual</p> <p>Owner's manual for the Performance Tool W1630 1-1/2 Ton Low Profile Aluminum Floor Jack, detailing safety, operation, maintenance, parts, and troubleshooting.</p>
	<p>Performance Tool 5-Piece Pipe Tap Set - W86950</p> <p>Details on the Performance Tool 5-Piece Pipe Tap Set (W86950), featuring carbon steel construction, straight flutes, and a storage case. Includes popular sizes for cleaning and re-threading pipe threads.</p>
	<p>Performance Tool 5-IN-1 Hammer Multi-Tool Compact & Versatile Hand Tool</p> <p>Discover the Performance Tool 5-IN-1 Hammer Multi-Tool (W1009). This compact, lightweight tool combines a hammer with four essential screwdriver bits, perfect for household projects, furniture assembly, and small repairs. Features easy storage and a lifetime warranty.</p>



[\[pdf\]](#) User Manual Accessories Catalog

Performance Tool Auto Detailing Care Catalog CARiD Tool® Product W9402 8 5 Manual Knife Sharpener
RECREATIONiD 2021 catalog images recreationid performance tool info |||

MASTER PRODUCT CATALOG 2021 performancetool.com California Residents

Prop 65 warnings see page 2. ... positive grip while fastening. Durable chrome vanadium construction with black phosphate finish. **W9035** Ball bearing ensures sockets are securely seated. Color coded 1/4, 3/8 and 1/2 drive size...

lang:de score:17 filesize: 115.28 M page_count: 354 document date: 2021-01-28



[\[pdf\]](#) Declaration of Conformity Catalog

Performance Tool 102731536 CatalogPerformance W85020 Tractor Creeper Seat 300 lb 15 to 20 in H
AdjustablePerformance Catalogassets unilogcorp 187 ITEM DOC Catalog |||

2019 MASTER PRODUCT CATALOG performancetool.com California Residents

Prop 65 warnings see page 2. ... nish. Ball bearing ensures sockets are securely seated. Color coded 1/4, 3/8 and 1/2 drive sizes. **W9035** 2-1/2 Inner: 12 Master: 120 2-1/2 total length 63mm . 1/4 3/8 1/2 W9036 8 Inner: 10 Mast...

lang:en score:8 filesize: 126.38 M page_count: 340 document date: 2019-04-15