

AK Interactive RC702

AK Interactive High Compatibility Thinner (400 ml) Instruction Manual

MODEL: RC702

Introduction

This manual provides essential instructions for the safe and effective use of your AK Interactive High Compatibility Thinner. Please read this manual thoroughly before use and retain it for future reference. Understanding the proper application and safety precautions will ensure optimal results and product longevity.

Product Overview

The AK REAL COLORS RC702 High Compatibility Thinner (400 ml) is specifically formulated for thinning AK Real Colors paints and other compatible acrylic paints. This product facilitates smooth application via airbrush or brush, ensuring consistent paint flow and finish.

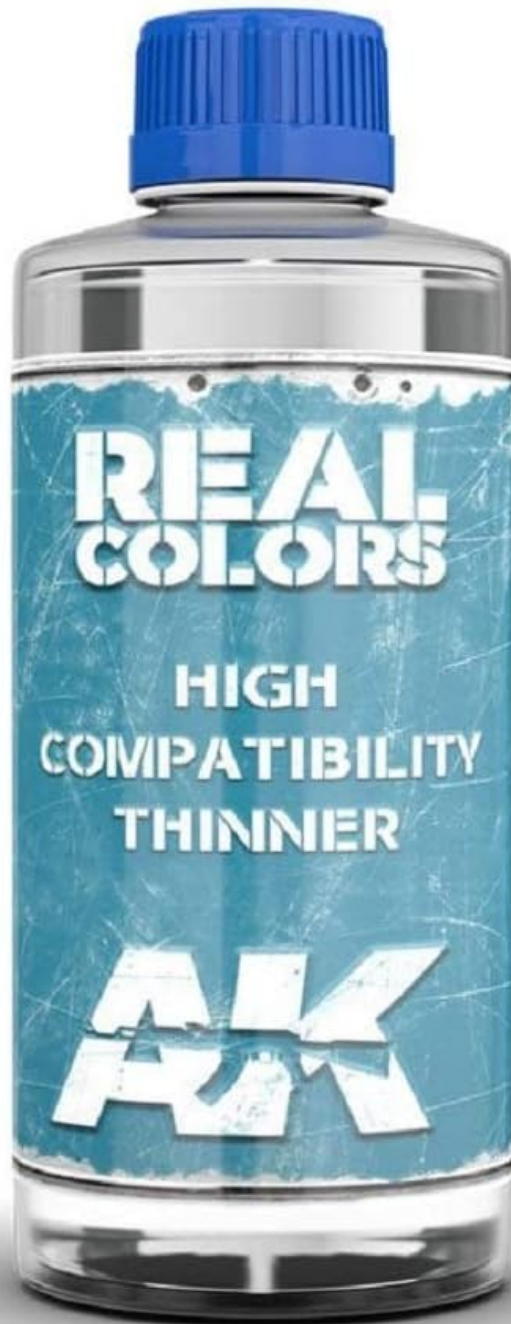


Image: AK Interactive High Compatibility Thinner 400ml bottle. A clear bottle with a blue cap, featuring a light blue label with white text that reads 'REAL COLORS HIGH COMPATIBILITY THINNER AK'.

Key Features:

- High quality formulation for consistent performance.
- Improved chemical formula designed for optimal results.
- Exclusively designed for modeling applications.
- Compatible with various acrylic paint brands.

Safety Information

This product contains chemical substances. Adhere to the following safety guidelines to prevent injury or adverse reactions:

- **Ventilation:** Always use in a well-ventilated area to avoid inhalation of vapors. If working indoors, ensure adequate airflow or use a respirator.

- **Skin Contact:** Avoid prolonged skin contact. Wear appropriate protective gloves (e.g., nitrile) to prevent irritation. Wash hands thoroughly after handling.
- **Eye Contact:** In case of eye contact, flush immediately with plenty of water for at least 15 minutes and seek medical advice. Wear safety glasses or goggles.
- **Ingestion:** Do not ingest. If swallowed, seek immediate medical attention and do not induce vomiting.
- **Flammability:** This is a flammable liquid and vapor. Keep away from open flames, sparks, hot surfaces, and other ignition sources. Do not smoke while using.
- **Storage:** Keep out of reach of children and pets. Store in a cool, dry, and dark place, away from direct sunlight and heat. Ensure the cap is tightly sealed.
- **Disposal:** Dispose of contents and container in accordance with local, regional, national, and international regulations.

Setup

Before beginning your painting project, ensure the following preparations are complete:

1. **Workspace:** Prepare a clean, well-ventilated workspace free from dust and potential ignition sources.
2. **Tools:** Gather all necessary tools, including your chosen paints, mixing cups, stirrers, airbrush (if applicable), and appropriate personal protective equipment (gloves, safety glasses).
3. **Surface Preparation:** Ensure the model or surface to be painted is clean, dry, and properly primed according to your paint manufacturer's recommendations.

Operating Instructions (Usage)

This thinner is designed to optimize the flow and finish of your acrylic paints.

For Airbrush Application:

1. Pour the desired amount of paint into a separate mixing cup.
2. Gradually add small amounts of AK Interactive High Compatibility Thinner to the paint.
3. Mix thoroughly using a stirrer until a consistent, smooth viscosity is achieved. The ideal ratio varies depending on the specific paint, airbrush, and desired effect, but a common starting point is 1 part thinner to 2-3 parts paint.
4. Test the thinned paint on a scrap surface to verify consistency and spray pattern before applying to your model. Adjust thinner quantity as needed.

For Brush Application:

1. Dispense a small amount of paint onto a palette.
2. Dip your brush into a tiny amount of thinner, then mix it into the paint on the palette.
3. Add thinner sparingly to slightly reduce paint viscosity for smoother brush strokes, especially for fine details. Avoid over-thinning, which can reduce paint opacity and coverage.

Maintenance

Proper maintenance of your tools and the thinner itself ensures longevity and consistent performance.

Cleaning Airbrushes and Brushes:

- After each use, clean your airbrush and brushes immediately with this thinner or a dedicated airbrush cleaner.
- For airbrushes, flush thoroughly until no paint residue remains. Disassemble and clean components as per your airbrush manufacturer's instructions.

- For brushes, rinse in thinner to remove most paint, then wash with mild soap and water until clean. Reshape bristles and allow to dry.

Thinner Storage:

- Ensure the bottle cap is tightly sealed after each use to prevent evaporation and maintain product integrity.
- Store the thinner in its original container in a cool, dry, and dark place, away from direct sunlight, heat sources, and incompatible materials.

Troubleshooting

Refer to the following common issues and their potential solutions:

Issue	Possible Cause	Solution
Paint clogging airbrush	Paint is too thick or not mixed properly.	Add more thinner gradually and mix thoroughly. Ensure paint is strained if necessary. Clean airbrush nozzle.
Paint drying too fast	Environment is too warm or dry, or too much thinner was used.	Adjust thinning ratio. Consider a paint retarder (if compatible). Control environmental factors (humidity, temperature).
Poor paint adhesion	Surface not properly prepared, or paint/thinner ratio is incorrect.	Ensure surface is clean, dry, and properly primed. Adjust thinning ratio for optimal adhesion.
Thinner evaporating quickly	Bottle cap not sealed tightly, or stored in a warm environment.	Ensure cap is securely tightened after each use. Store in a cool, dark place.

Specifications






- **Brand:** AK Interactive
- **Model Number:** 235051
- **Item Volume:** 400 ml (13.53 Fl Oz)
- **Unit Count:** 1 Bottle
- **Paint Type Compatibility:** Acrylic
- **Specific Uses:** Preparing paints for airbrush and brush application
- **Surface Recommendation:** Plastic
- **Item Form:** Liquid
- **Product Dimensions:** 5.51 x 5.51 x 11.02 inches
- **Item Weight:** 1.76 ounces
- **Date First Available:** January 31, 2019

Warranty and Support

Warranty information for this product is not provided within this manual. For details regarding product warranty, technical assistance, or customer support, please refer to the official AK Interactive website or contact their customer service department directly.

For further assistance, please visit the [AK Interactive official website](#) (link provided as an example, actual link may vary).

Related Documents - RC702

	<p>AK Interactive 3rd Generation Acrylic Paints: Comprehensive Guide & Product Range</p> <p>Explore AK Interactive's 3rd Generation Acrylics, featuring high opacity, advanced formulas, and a vast range of 356 colors for scale modeling, miniatures, and fine arts. Discover primers, varnishes, thinners, and specialized paint sets for vehicles, figures, and aircraft, along with detailed equivalence tables.</p>
	<p>AK Interactive Wargame Series 2024 Catalogue</p> <p>Explore the comprehensive 2024 catalogue from AK Interactive, featuring a wide range of paints, tools, and accessories for wargaming and modeling enthusiasts. Discover essential supplies for creating detailed miniatures and dioramas.</p>
	<p>AK35020 IDF Power Wagon WM300 Cargo Truck 1/35 Scale Model Kit Assembly Instructions</p> <p>Detailed assembly instructions and painting guide for the AK35020 IDF Power Wagon WM300 Cargo Truck 1/35 scale model kit by AK-Interactive. Includes parts lists, step-by-step assembly diagrams described textually, paint recommendations, and historical marking options for the Israeli Defence Forces.</p>
	<p>AK Interactive Diorama Terrains: How-To Use Product Guide</p> <p>Learn how to use AK Interactive's Diorama Terrains pastes and pigments to create realistic wargame and fantasy scenery. This guide covers application, mixing, adding elements, and finishing techniques for modelers.</p>
	<p>AK Interactive 3rd Generation Acrylics Color Chart and Equivalence Guide</p> <p>Comprehensive color chart and equivalence table for AK Interactive's 3rd Generation Acrylics, listing all 236 colors with cross-references to Tamiya, Humbrol, Vallejo, and other popular hobby paint brands.</p>



[Catálogo AK Interactive 2021: Pinturas y Productos para Modelismo](#)

Descubre el catálogo completo de AK Interactive 2021, con una amplia gama de pinturas acrílicas, sets, herramientas y accesorios para modelismo a escala. Calidad profesional para todos los modelistas.

Documents - AK Interactive – RC702



[\[pdf\]](#)

DESIGNED 19 mar 2024 — Lacquer type paints are very fast drying For The rear sides of the boxes feature profile guides Used as base color Kawasaki Ninja ZX RR race DossierRealColors utm campaign PREORDER CAMPAIGN AK REAL COLORS B2B ak masters AKNEWS24 MAR source Connectif medium email cn tracke tracker 615ff1c8414853c138e5d4cf |||

DESIGNED FOR AIRBRUSHING IMPROVED FORMAT UPDATED RANGE NRAENWGE LACQUER BASED PAINT ACCURACY 180 ... airbrush cup. For diluting Real Colors lacquer based paints always use a specific thinner AK RC701/**RC702** High Compatibility Thinner, Mr.Color Thinner, Tamiya yellow cup thinner . 2. Ratios The paint ...

lang:es **score:20** filesize: 4.62 M page_count: 24 document date: 2024-04-05



[\[pdf\]](#)

DossierRealColors April2024RC273 RLM 66 AK Interactive RC27360420 April2024mojehobby pl zdjecia 9 4 60420 April2024 |||

DESIGNED FOR AIRBRUSHING IMPROVED FORMAT UPDATED RANGE NRAENWGE LACQUER BASED PAINT ACCURACY 180 ... airbrush cup. For diluting Real Colors lacquer based paints always use a specific thinner AK RC701/**RC702** High Compatibility Thinner, Mr.Color Thinner, Tamiya yellow cup thinner . 2. Ratios The paint ...

lang:es **score:18** filesize: 2.66 M page_count: 20 document date: 2024-03-25