

manuals.plus /

- › [BOSMA](#) /
- › [BOSMA X1 Indoor Home Security Camera System User Manual](#)

BOSMA BSB-CO-X-001

BOSMA X1 Indoor Home Security Camera System User Manual

Model: BSB-CO-X-001 | Brand: BOSMA

INTRODUCTION

The BOSMA X1 Indoor Home Security Camera System provides comprehensive surveillance for your home with advanced features designed for peace of mind. This manual will guide you through the setup, operation, and maintenance of your X1 camera, door sensor, and smart button.



The BOSMA X1 camera, a sleek black rectangular device, is shown alongside the white, rounded door sensor and smart button, illustrating the complete security system components.

WHAT'S IN THE BOX

Verify that all components are present in your package:

- BOSMA X1 Camera
- Door/Window Sensor
- Smart Button
- Micro USB Charging Cable
- AC Adapter
- Quick Start Guide

Initial Setup

Before beginning, ensure you have a 2.4GHz Wi-Fi network available. The X1 camera does not support 5GHz Wi-Fi.

1. Connect the X1 camera to power using the provided Micro USB Charging Cable and AC Adapter.
2. Download the BOSMA app from your device's app store.
3. Create an account or log in within the app.



Bluetooth Installation

in less than 1 minute

A smartphone displays the BOSMA app's 'Connecting to device' screen, indicating the camera's readiness for Bluetooth-assisted setup.
The X1 camera is visible in the background.

Connecting to Wi-Fi

1. Follow the in-app instructions to add your X1 camera.
2. Select your 2.4GHz Wi-Fi network and enter the password when prompted.
3. The camera will provide an audible confirmation upon successful connection.

Pairing Door Sensor & Smart Button

1. In the BOSMA app, navigate to the device settings for your X1 camera.
2. Select 'Add Accessory' and follow the on-screen prompts to pair your door/window sensor and smart button.



A white BOSMA door sensor is discreetly mounted on a window frame, demonstrating its typical installation for monitoring entry points.





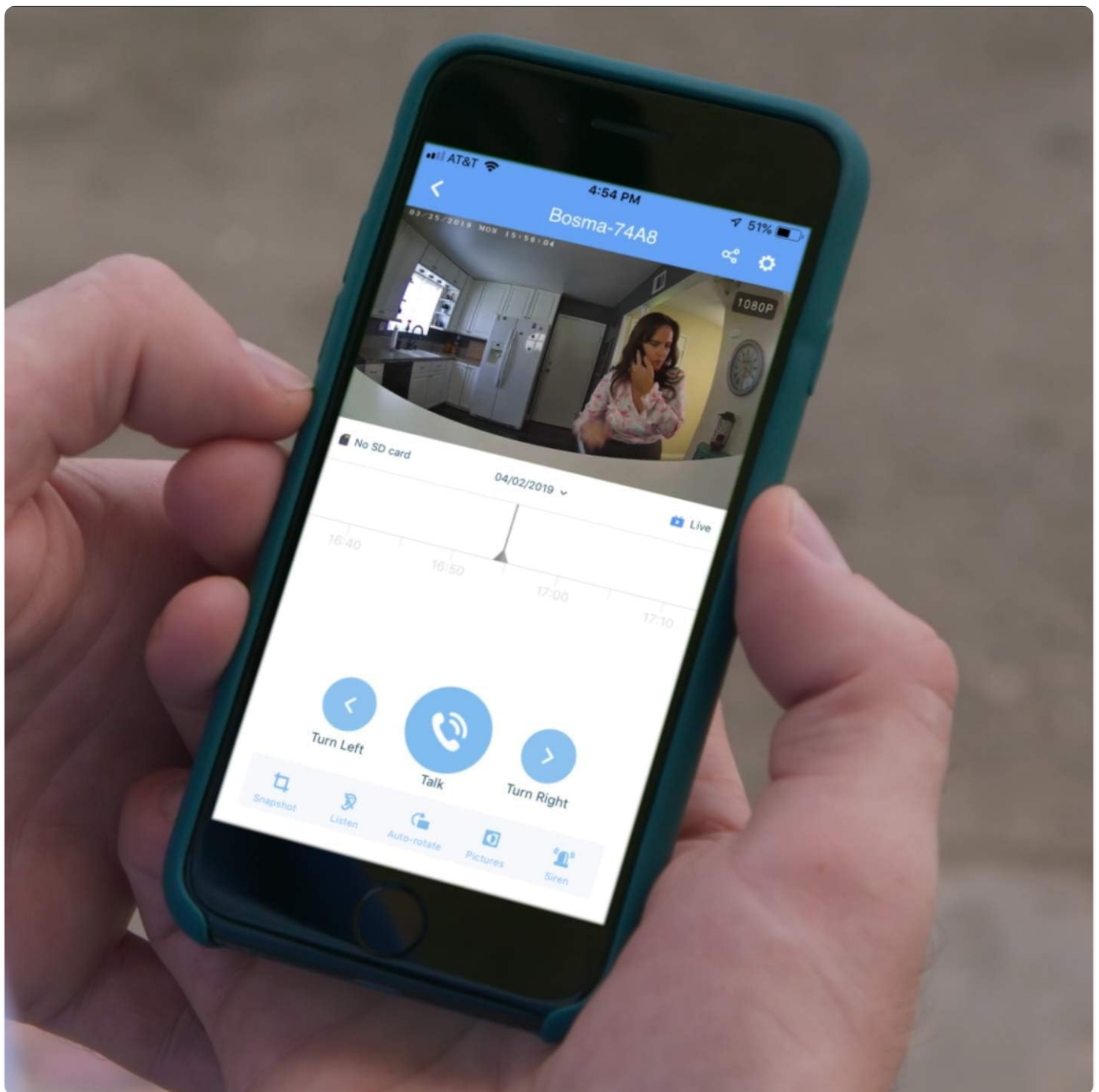
A close-up view of the white BOSMA smart button, featuring the brand logo and a bell icon, indicating its function as a chime or alert trigger.

Camera Controls

The BOSMA X1 features 360° panning capability, allowing you to remotely adjust the camera's view through the app. Utilize the two-way audio feature to communicate with individuals near the camera; this functions like a phone call, allowing simultaneous speaking and listening. Activate the built-in 110dB siren from the app to deter intruders.



The BOSMA X1 camera is depicted with an arc graphic illustrating its 360-degree rotation, emphasizing its wide coverage.



A smartphone screen shows the BOSMA app's live view from the X1 camera, along with controls for panning, talking, and accessing other features.

Motion Detection & Alerts

The X1 camera supports PIR (Passive Infrared), general motion, and sound detection. PIR detection is designed to reduce false alarms by focusing on human and pet movement. Receive real-time alert notifications directly on your mobile device when activity is detected.

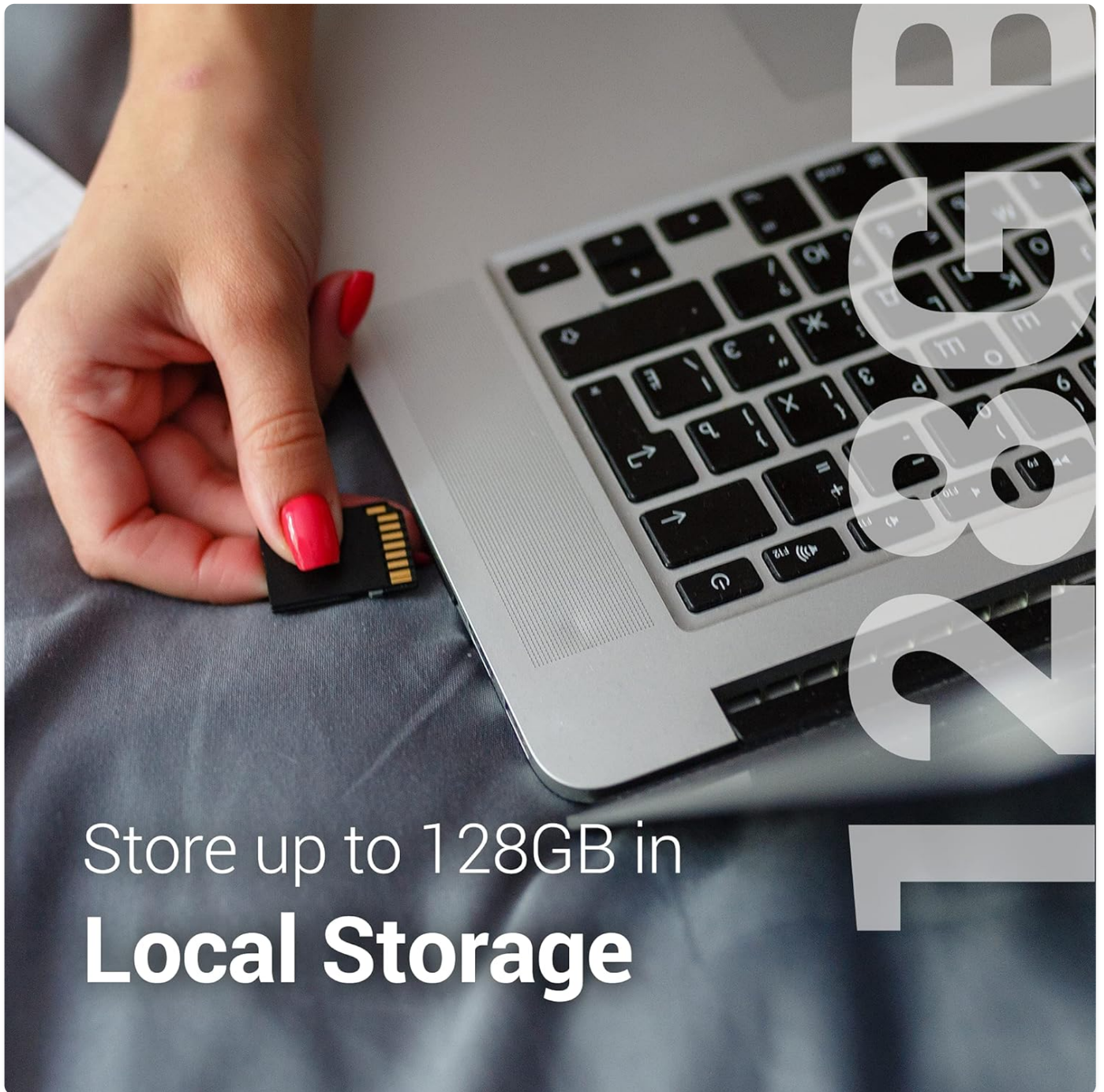


Reduce false alarms with **Advanced Motion Detection**

Two children are shown running indoors, with blue corner brackets overlaid, symbolizing the camera's advanced motion detection capabilities.

Local Storage

The X1 camera supports local storage via a microSD card (up to 128GB, not included). Insert a formatted microSD card into the designated slot on the camera to enable continuous recording or event-triggered storage.



Store up to 128GB in **Local Storage**

A hand is shown inserting a microSD card into a laptop, visually representing the option for local storage of video footage from the X1 camera.

Color Night Vision

The X1 camera features advanced image sensors for color night vision, providing clear, vivid video even in low-light conditions. Traditional black-and-white infrared night vision is also available.

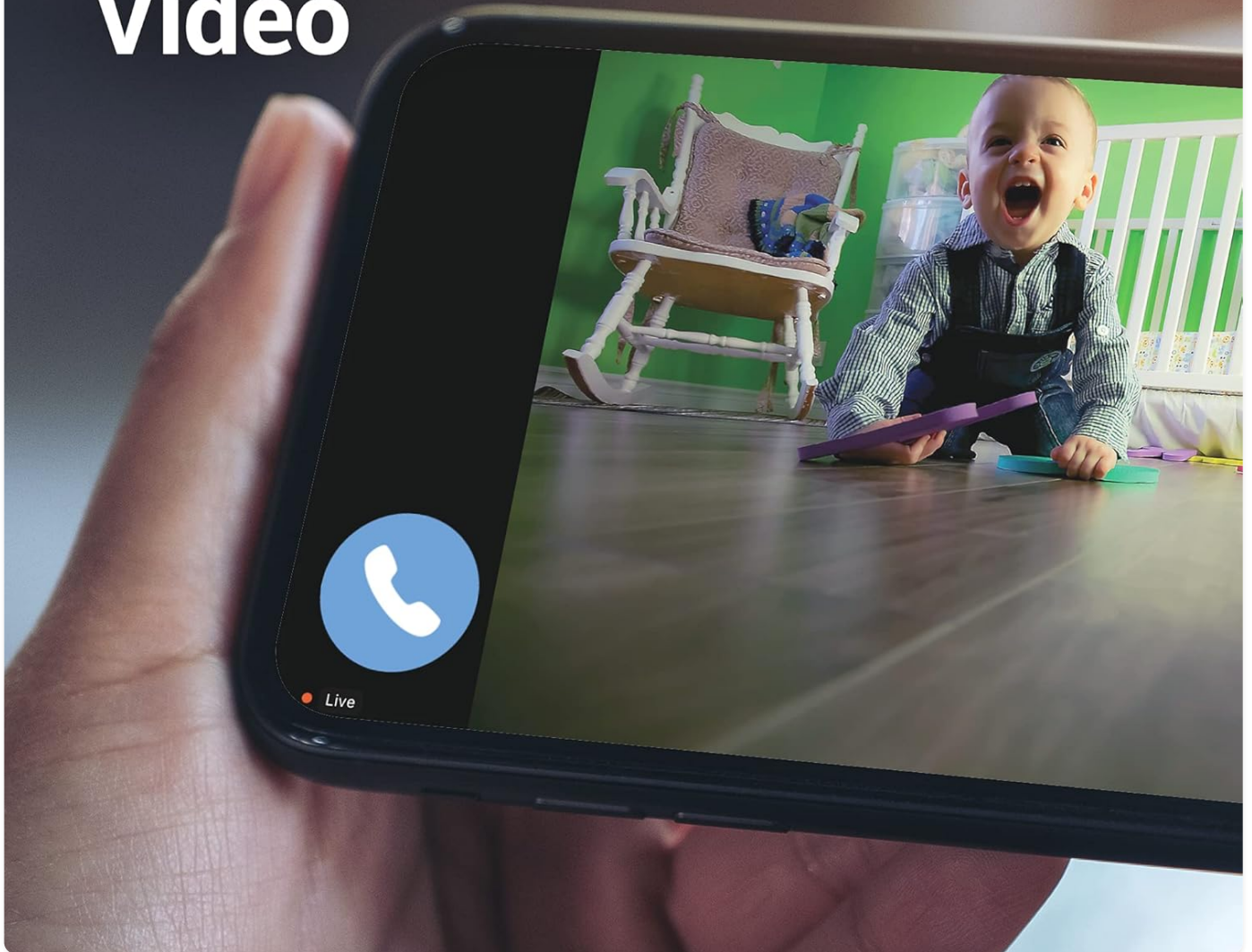


Color Night Vision

Capture more of what you see

A family is gathered around a laptop in a dimly lit room, with text indicating 'Color Night Vision', demonstrating the camera's ability to capture color in low light.

More clarity and detail with **HDR & High-Quality Video**



A smartphone displays a live video feed of a baby playing, with text emphasizing 'More clarity and detail with HDR & High-Quality Video', showcasing the camera's superior image quality.

MAINTENANCE

Cleaning

To clean the camera lens and body, use a soft, dry cloth. Avoid abrasive cleaners or solvents, as these can damage the device.

Firmware Updates

Periodically check the BOSMA app for available firmware updates. Keeping your camera's firmware up-to-date ensures optimal performance, enhanced features, and improved security.

TROUBLESHOOTING

Refer to the table below for common issues and their solutions:

Issue	Solution
Camera offline/cannot connect to Wi-Fi	Ensure camera is powered on and within range of a 2.4GHz Wi-Fi network. Restart the camera and your router. Verify Wi-Fi password.
False motion alerts	Adjust motion detection sensitivity in the app. Utilize PIR detection for human/pet movement. Ensure camera is not pointed at moving objects like curtains or trees.
Poor video quality	Check your Wi-Fi signal strength in the app. Ensure the camera lens is clean.
Two-way audio not working	Check microphone and speaker settings in the app. Ensure your phone's volume is up.
Door sensor/Smart button not pairing	Ensure the X1 camera is online and in pairing mode. Check battery levels of the accessories.

TECHNICAL SPECIFICATIONS

Feature	Detail
Indoor/Outdoor Usage	Indoor
Video Capture Resolution	1080p
Field Of View	145° Super Wide Angle, 360° Rotation
Connectivity Protocol	Wi-Fi (2.4GHz only)
Power Source	Corded Electric
Two-Way Audio	Full Duplex
Night Vision	Color Night Vision, Infrared Night Vision
Motion Detection	PIR, Motion, Sound
Siren	110dB Built-in
Local Storage	Up to 128GB (microSD card not included)
Dimensions (L x W x H)	1.97 x 1.97 x 5.91 inches
Item Weight	1.67 pounds
Model Number	BSB-CO-X-001
UPC	851781007289






WARRANTY INFORMATION


BOSMA products typically come with a limited manufacturer's warranty. For specific warranty terms, conditions, and registration details, please refer to the official BOSMA website or the documentation included with your purchase.

CUSTOMER SUPPORT

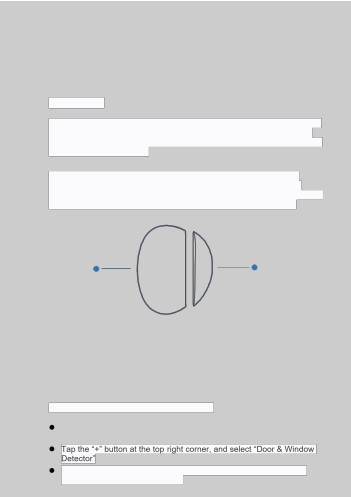
For further assistance, technical support, or warranty claims, please visit the official BOSMA support website or contact their customer service team. You can find more information and products at the [BOSMA Official Store](#).

Related Documents - BSB-CO-X-001

	Bosma CapsuleCam-S Security Camera User Manual User manual for the Bosma CapsuleCam-S security camera, detailing its features, product description, getting started guide, menu descriptions, device settings, specifications, and safety instructions.
	Bosma CapsuleCam Security Camera User Manual User manual for the Bosma CapsuleCam Security Camera, detailing product overview, features, setup, menu descriptions, device settings, specifications, and safety instructions.
	BOSMA X1 Lite Security Camera: User Manual & Setup Guide Comprehensive user manual for the BOSMA X1 Lite Security Camera, covering product overview, features, detailed setup steps, menu descriptions, device settings, accessory integration, technical specifications, and safety instructions.
	X-Sense SSCOA Smart Security Camera User Manual This user manual provides comprehensive instructions for the X-Sense SSCOA Smart Security Camera. It covers package contents, product overview, technical specifications, app installation, detailed camera and solar panel installation guides, charging information, and frequently asked questions (FAQs).
	AKEEYO AKY-NV-X Super Night Vision System Instruction Manual Comprehensive instruction manual for the AKEEYO AKY-NV-X Super Night Vision System, detailing safety precautions, installation guides, operational features like Blind Spot Detection (BSD), recording modes, system settings, specifications, and troubleshooting FAQs.

	<p>Hellberg Local 446 Local 2: User Manual for Hearing Protection & Communication Headsets</p> <p>User manual for Hellberg Local 446 and Local 2 hearing protection headsets. Learn about features like two-way radio, Bluetooth, level-dependent audio, and safety specifications. Essential guide for professionals needing advanced hearing protection and communication.</p>
--	--

Documents - BOSMA – BSB-CO-X-001



[\[pdf\]](#) Installation Guide Guide Accessories

Harry BOSMA X1 Indoor Home Security Camera System 360° Rotation Super Wide Angle 1080P HDR Color Night Vision 2 Way Audio PIR Motion Detection Local Storage WiFi Cam w Door Sensor Smart Button BSB CO X 001 User Guide Bosma B09DBTDWB1 B07H8B656P B0823S6RGM B07JNV9FBT B07H8B1VYP 71Pi43o32cL m media amazon images | |||

Door Sensor Quick Install Guide Introduction The BOSMA door sensor is an accessory sensor to the BOSMA X1 home security camera. It is primarily used to detect window/door opening and closing. It detects door/window opening by notifying the camera whenever its two parts are separated. This sensor can...

lang:en score:31 filesize: 138.44 K page_count: 2 document date: 2019-06-18