

Manuals+

[Q & A](#) | [Deep Search](#) | [Upload](#)

manuals.plus /

› [Dogtra](#) /

› [Dogtra 2700 T&B 1-Dog Remote Training and Beeper Collar User Manual](#)

Dogtra 2700T&B

Dogtra 2700 T&B 1-Dog Remote Training and Beeper Collar User Manual

Model: 2700T&B

1. INTRODUCTION

The Dogtra 2700 T&B E-Collar is a remote training and beeper system designed for behavior modification and tracking of dogs. This system is suitable for dogs weighing 35 pounds and up, with neck sizes between 6 and 26 inches. It offers a 1-mile range and is fully waterproof, making it reliable in various environments.

Package Contents:

- Dogtra 2700T&B Collar Receiver
- Dogtra 2700T&B Collar Transmitter
- Battery Charger
- Splitter Cable
- Test Light
- Owner's Manual (this document)
- PetsTEK Training Clicker



Image 1.1: The Dogtra 2700 T&B system, including the remote transmitter, collar receiver with beeper, and a PetsTEK training clicker.

Important Warnings:

- This e-collar is designed for dogs only.
- Do not leave the collar on your dog for more than 10 hours per day.
- Keep away from children at all times.
- Not recommended for dogs younger than 4 months old.
- Seek professional help if your dog becomes aggressive during training.
- Observe your dog's reaction to stimulation before leaving them alone with the collar.
- Consult your physician if you have medical devices and plan to use the e-collar.
- To prevent skin irritations, the collar should not be worn for more than 2 hours per day initially, and a maximum of 10 hours after 4 to 8 weeks of use.

2. COMPONENTS OVERVIEW

The Dogtra 2700 T&B system consists of a handheld transmitter and a collar receiver with an integrated beeper horn.



Image 2.1: Diagram illustrating the key features and controls of the Dogtra 2700 T&B transmitter and receiver.

Transmitter Features:

- **Rheostat/Volume Dial:** Provides 0-127 levels of precise stimulation.
- **LCD Screen:** Displays stimulation level and battery status.
- **"Nick" Button:** Delivers a single, brief pulse of stimulation.
- **"Constant" Button:** Delivers continuous stimulation for up to 12 seconds.
- **"Pager" Button:** Activates non-stimulating high-performance pager vibration.
- **"Locate" Button:** Activates the beeper to locate your dog.
- **On/Off & Mode Button:** Controls power and switches between beeper modes.

Receiver Features:

- **Contact Points:** Deliver static stimulation.
- **Beeper Horn:** Unique single-body, downward-facing design for sound output.
- **Waterproof Design:** Both receiver and transmitter are fully waterproof.
- **Rechargeable Batteries:** Lithium Polymer batteries with 2-hour rapid charge.

3. SETUP

3.1 Charging the Units

Before first use, fully charge both the transmitter and receiver for approximately 2 hours. The units use Lithium Polymer batteries that charge rapidly.

1. Connect the splitter cable to the charger.
2. Plug the small ends of the splitter cable into the charging ports on the transmitter and receiver.
3. Plug the charger into a standard electrical outlet.

4. The LED indicator on both units will glow red during charging and turn green when fully charged.

3.2 Attaching the Collar

Thread the collar strap through the receiver unit. Ensure the contact points are facing inwards towards the dog's neck.

3.3 Fitting the Collar

Proper collar fit is crucial for effective and safe operation. The contact points must make direct contact with the dog's skin.

- Place the receiver on the dog's neck, positioned below the ears, on the soft underside of the neck.
- The collar should be snug enough that two fingers cannot fit underneath it, but not so tight as to restrict breathing or cause discomfort.
- Trim any excess collar strap if necessary, ensuring the end is sealed to prevent fraying.
- Rotate the collar periodically to prevent pressure sores.

3.4 Testing the System

Before placing the collar on your dog, test the stimulation and beeper functions.

1. Turn on both the transmitter and receiver.
2. Place the test light (included) across the contact points of the receiver.
3. Press the "Nick" or "Constant" button on the transmitter. The test light should illuminate, indicating stimulation is being delivered. The light will be brighter at higher stimulation levels.
4. Press the "Pager" button to test the vibration function.
5. Press the "Locate" button to test the beeper function.

4. OPERATING THE 2700 T&B SYSTEM

4.1 Turning On/Off and Setting Stimulation Level

- **To Turn On:** Press the On/Off button on the transmitter until the LCD screen illuminates. For the receiver, hold the On/Off button until the LED flashes green.
- **To Turn Off:** Hold the On/Off button on both units until the LED turns solid red and then off.
- **Adjusting Stimulation:** Use the Rheostat/Volume Dial on the transmitter to select a stimulation level from 0 (no stimulation) to 127 (maximum stimulation). Start at the lowest level and gradually increase until your dog responds.

4.2 Training Modes

- **Momentary Nick:** Press the "Nick" button for a single, quick pulse of static stimulation. This is typically used for immediate correction.
- **Constant Stimulation:** Press the "Constant" button for continuous static stimulation for up to 12 seconds. Release the button to stop stimulation. This is used for more persistent corrections or to reinforce commands.
- **High Power Pager Vibration:** Press the "Pager" button to activate a strong, non-stimulating vibration. This can be used as a warning or a gentle reminder.

4.3 Beeper Modes

The 2700 T&B features three distinct beeper modes to assist in tracking your dog, especially during hunting or field work. The beeper volume can be adjusted from high to low.

- **Run and Point:** The beeper emits a double beep every 7 seconds when the dog is moving and a rapid double beep every 2 seconds when the dog is on point.
- **Point Only:** The beeper remains silent while the dog is moving and emits a rapid double beep every 2 seconds when the dog is on point.

- **Locate:** Press the "Locate" button on the transmitter to activate the beeper on demand, helping you pinpoint your dog's location.



Image 4.1: Illustration of the Dogtra 2700 T&B system's 1-mile range capability.

4.4 General Training Guidelines

- Always introduce the collar in a positive manner.
- Begin training in a calm, distraction-free environment.
- Use the lowest effective stimulation level.
- Pair commands with stimulation or vibration for clear communication.
- Reward desired behaviors immediately.
- Consistency is key for effective training.

5. MAINTENANCE

5.1 Cleaning

- Regularly clean the contact points and the area around them on the receiver to prevent dirt and debris buildup, which can affect performance and cause skin irritation.
- Wipe down the transmitter and receiver with a damp cloth. Do not use harsh chemicals or abrasive cleaners.

5.2 Battery Care

- Charge the units fully after each use or at least once a month if not in regular use to maintain battery health.
- Avoid storing the units in extreme temperatures.
- If the battery life significantly decreases, contact Dogtra customer service for replacement options.

5.3 Contact Point Inspection

Periodically inspect the contact points for wear or damage. Ensure they are securely attached to the receiver.

6. TROUBLESHOOTING

Problem	Possible Cause	Solution
Receiver not activating/no stimulation.	Unit is off. Low battery. Collar not properly fitted. Contact points not touching skin. Out of range.	Ensure both transmitter and receiver are on. Charge both units fully. Adjust collar for a snug fit. Ensure contact points are making good skin contact. Move closer to the dog.
Beeper not sounding.	Beeper mode incorrect. Low battery. Obstruction in beeper horn.	Check and adjust beeper mode on transmitter. Charge receiver. Inspect and clear the beeper horn.
Shortened range.	Obstacles between units. Low battery. Interference from other devices.	Move to an open area. Charge both units. Move away from sources of electronic interference.
Skin irritation on dog's neck.	Collar worn too long or too tight. Allergic reaction. Poor hygiene.	Remove collar immediately. Clean dog's neck and collar. Allow skin to heal. Consult a veterinarian. Ensure proper collar fit and wear duration.

7. SPECIFICATIONS

- **Model:** 2700T&B
- **Range:** Up to 1 mile
- **Stimulation Levels:** 0-127 (Rheostat Dial)
- **Training Modes:** Momentary Nick, Constant Stimulation, High Power Pager Vibration
- **Beeper Modes:** Run and Point, Point Only, Locate (Adjustable High/Low Tone)
- **Waterproof:** Fully waterproof transmitter and receiver
- **Battery Type:** 2-hour Rapid Charge Lithium Polymer Batteries
- **Dog Size Recommendation:** For dogs 35 pounds and up
- **Collar Fit:** Neck sizes between 6 - 26 inches
- **Item Weight:** Approximately 3.19 pounds (package weight)
- **Manufacturer:** Dogtra



Image 7.1: Visual summary of the Dogtra 2700 T&B's key features, including range, stimulation levels, and waterproof design.



8. WARRANTY AND SUPPORT

Dogtra products are known for their quality and reliability. For warranty information, product support, or to inquire about replacement parts, please contact Dogtra customer service.

- **Customer Service:** Based in the USA. Contact information can typically be found on the official Dogtra website or within the product packaging.
- **Warranty:** Refer to the official Dogtra warranty policy for details regarding coverage and terms.

For additional resources and training tips, visit the official Dogtra website:www.dogtra.com

Related Documents - 2700T&B

 iQ Plus+ <small>Owner's Manual</small> 	iQ Plus+ Portable Remote Controlled Dog Training Collar Owner's Manual Comprehensive owner's manual for the iQ Plus+ portable remote controlled dog training collar by Dogtra, covering product safety, features, operation, training tips, maintenance, troubleshooting, and warranty information.
--	--

<p>STB BEEPER COLLAR <small>STANFORD BEEPER COLLAR</small></p> <p>Owner's Manual <small>Please read this manual thoroughly before operating the STB BEEPER COLLAR.</small></p> <p><small>VISIT GUN DOG SUPPLY.COM ORDER A DOGTRA STB STANDALONE BEEPER COLLAR SEE OTHER DOGTRA PRODUCTS</small></p>	<p>Dogtra STB Beeper Collar Owner's Manual and Operation Guide</p> <p>Comprehensive owner's manual for the Dogtra STB Beeper Collar, detailing its features, operation, safety guidelines, maintenance, and warranty information.</p>
<p>iQ PLUS <small>EXPANDABLE 2-DOG SYSTEM</small></p> <p>Owner's Manual <small>Please read this manual thoroughly before operating the iQ PLUS training collar.</small></p>	<p>Dogtra iQ PLUS Expandable 2-Dog System Owner's Manual</p> <p>The iQ PLUS Owner's Manual provides comprehensive instructions for operating and maintaining the Dogtra iQ PLUS expandable 2-dog training e-collar system. Learn about safety, features, setup, training tips, troubleshooting, and warranty information for this compact and effective dog training device.</p>
<p>STB BEEPER COLLAR <small>STANFORD BEEPER COLLAR</small></p> <p>Owner's Manual <small>Please read this manual thoroughly before operating the STB BEEPER COLLAR.</small></p>	<p>Dogtra STB Beeper Collar Owner's Manual</p> <p>Owner's manual for the Dogtra STB Beeper Collar, detailing its features, operation, safety guidelines, maintenance, and warranty information for effective dog training.</p>
	<p>Dogtra iQ Plus+ Remote Dog Training Collar Owner's Manual</p> <p>Comprehensive owner's manual for the Dogtra iQ Plus+ remote dog training collar, covering product features, safe usage, training methods, maintenance, troubleshooting, and warranty information for effective dog behavior modification.</p>
<p>ARC-X</p> <p>Owner's Manual <small>Please read this manual thoroughly before operating the ARC-X training e-collar.</small></p>	<p>Dogtra ARC-X Training E-Collar Owner's Manual</p> <p>Comprehensive owner's manual for the Dogtra ARC-X training e-collar, covering setup, features, operation, training tips, maintenance, and troubleshooting.</p>



[2025 Dogtra Product Guide: E-Collars, Training Systems & Accessories](#)

Explore the 2025 Dogtra Product Guide featuring durable, reliable e-collars, GPS tracking systems, no-bark collars, and launchers for professional dog training. Discover advanced features like 127-level stimulation, IPX9K waterproofing, and app compatibility for all dog temperaments.

lang:en score:50 filesize: 4.63 M page_count: 32 document date: 2025-02-28



[\[pdf\] User Manual Owner's Manual](#)

2700T B Series Manuals Dogtra CAN manual v 1716595470 cdn shopify s files 1 0600 7694 9668 ||| 2700T B IC: 12166A-TD40UT 2702T B IC: 12166A-TD40UT Owner s Manual / Manuel du propriétaire 2700T B AVAILABLE IN 2-DOG SYSTEM: 2702T B DISPONIBLE EN SYSTÈME DE CHIEN 2 : 2702T B Dogtra Canada 8661 201st Street, 2nd Floor Langley, BC, V2Y 0G9 TI. 1 888 811-9111 MADE IN KOREA Copyright 2023 Dogtra ...

lang:en score:50 filesize: 3.83 M page_count: 45 document date: 2023-10-25



[Dogtra 2025 Product Guide: E-Collars, GPS Trackers, and Dog Training Equipment](#)

Explore the comprehensive 2025 Dogtra Canada Product Guide featuring advanced e-collars, GPS tracking systems, bark control collars, launchers, and containment systems designed for effective dog training and management.

lang:en score:49 filesize: 2.21 M page_count: 16 document date: 2025-05-27



[Dogtra 2024 Product Guide: E-Collars, GPS Tracking, No-Bark Collars & More](#)

Explore the 2024 Dogtra Product Guide featuring advanced e-collars, GPS tracking systems, no-bark collars, and training launchers. Discover durable, reliable, and precise dog training equipment for all temperaments, including the X-Series, Pathfinder2, and Smart NoBark collars, designed for professional trainers and dog owners.

lang:en **score:48** filesize: 2.59 M page_count: 19 document date: 2024-10-31



[\[pdf\] Guide](#)

2024 Renewal Product Guide 241029 WEB LAYOUT low Dogtra GuideDogtra Manuals MyDogtracdn shopify s files 1 0600 7694 9668 v 1730392752 |||

Dogtra Company 12322 Monarch Street, Garden Grove, CA 92841 Tel 310.534.0101 Toll Free 1.888.811.9111 Fax 310.534.9111 Website www.dogtra.com 2024

PRODUCT GUIDE Official GPS Collar Partner of United Kennel Club ukcdogs.com Official sponsor of Master National Retriever Club International Association ...

lang:en **score:48** filesize: 2.59 M page_count: 19 document date: 2024-10-31




[\[pdf\] Guide](#)

2023 Renewal Product Guide WEB Dogtra Manuals 2024 b2d24cb3 f5d2 49a1 979e 4c9121c9c0f5 v 1722274092 cdn shopify s files 1 0683 9703 9841 |||

Dogtra Company 12322 Monarch Street, Garden Grove, CA 92841 Tel 310.534.0101 Toll Free 1.888.811.9111 Fax 310.534.9111 Website www.dogtra.com 2024

PRODUCT GUIDE Official GPS Collar Partner of United Kennel Club ukcdogs.com Official sponsor of Master National Retriever Club International Association ...

lang:en **score:47** filesize: 3.23 M page_count: 21 document date: 2024-04-12



[pdf] Guide

Dogtra Product GuideDogtra Manuals Dogtra2025 Guide Mobile Ver 250916 1cdn shopify s files 1 0683 9703 9841 2025 v 1758151443 |||

MAKE EVERY DOG EXCEPTIONAL PRODUCT GUIDE 2025 Master National International Retriever Club Association of Canine Professionals National Retriever Club *For Only X-series Partnership for Electronic Training Technology FOR PROFESSIONALS ENGINEERED TO LAST. DESIGNED TO PERFORM. PROFESSIONAL ...

lang:en score:47 filesize: 4.41 M page_count: 15 document date: 0000-00-00



[pdf] Guide

2022 Renewal Product Guide 220520 web DOC3 2022RenewalProductGuide 220520web dogtra cache |||

Dogtra Company 12322 Monarch Street, Garden Grove, CA 92841 Tel 310.534.0101 Toll Free 1.888.811.9111 Fax 310.534.9111 Website www.dogtra.com 2022 PRODUCT GUIDE Official GPS Collar Partner of United Kennel Club ukcdogs.com Official sponsor of Master National Retriever Club International Association ...

lang:en score:43 filesize: 2.54 M page_count: 22 document date: 2022-05-20



[pdf] Guide

2022 Renewal Product Guide 220520 web DOC3 2022RenewalProductGuide 220520web

20220520103213 dogtra cache |||

Dogtra Company 12322 Monarch Street, Garden Grove, CA 92841 Tel 310.534.0101 Toll Free 1.888.811.9111 Fax 310.534.9111 Website www.dogtra.com 2022 PRODUCT GUIDE Official GPS Collar Partner of United Kennel Club ukcdogs.com Official sponsor of Master National Retriever Club International Association ...

lang:en score:43 filesize: 2.53 M page_count: 22 document date: 2022-05-20



[\[pdf\]](#) User Manual Owner's Manual Instructions

2700T B Dog Tra Manual Transmitter 6 7 Easy to use ergonomically fitted transmitter Rheostat Dial that allows for gradual adjustments in stimulation intensity with no jumps between levels 0 127 1 mile range 2 different types Nick Constant DOC71 2700TB 20190822052031 dogtra cache DOG SYSTEM ONLY

Owner s Please read this manual thoroughly before operating the Dogtra Training Beeper Collar 2700T B 1-DOG SYSTEM ONLY Owner s Manual Please read this manual thoroughly before operating the Dogtra 2700T B Training Beeper Collar. 1 IMPORTANT SAFETY AND PRODUCT INFORMATION WARNING Please read all safety and product information below before using your Dogtra product. Failure to follow theses...
lang:en score:42 filesize: 1.06 M page_count: 19 document date: 2019-08-09



[\[pdf\]](#) Guide

2021 Renewal Product Guide_210225 Guide 210225 Dog Tra dogtra < b> PRODUCT GUIDE 12322 Monarch Street Garden Grove CA 92841 Dogtra Company Tel 310 534 0101 Fax 9111 Toll Free 1 888 811 Website is an o cial sponsor of the following: DOC3_2021ProductGuide 20210225101638 cache Training E-Collars Pet Gun for Mild Normal Disposition Dogs iQ MINI PLUS 200C 280C ARC HANDSFREE K-9 Stubborn Demanding Situations 1900S WETLANDS 2300NCP and Beeper E-Collar STB BEEPER COLLAR 2700T&B T&B DUAL Long Range Trainers dog owners are able to connect learn engage on Dogtra's online platforms as a community The Trainer Lounge continues Dogtra Company 12322 Monarch Street, Garden Grove, CA 92841 Tel 310.534.0101 Toll Free 1.888.811.9111 Fax 310.534.9111 Website www.dogtra.com 2021 PRODUCT GUIDE Dogtra is an o cial sponsor of the following: National Amateur Retriever Club Master National Retriever Club National Retriever Club In...
lang:en score:41 filesize: 2.35 M page_count: 22 document date: 2021-02-25



[\[pdf\]](#) User Manual Owner's Manual Instructions

2700T&B dogtra Manual< b> Transmitter 6 • Easy-to-use ergonomically fitted transmitter Rheostat Dial that allows for gradual adjustments in stimulation intensity with no jumps between levels (0-127) Two-dog models allow the trainer to control two different dogs from one eUc3SW9OOSmMGs90 blob document 2700T B AVAILABLE IN 2-DOG SYSTEM: 2702T B Owner s Manual Please read this manual thoroughly before operating the Dogtra 2700T B or 2702T B Training Beeper e-collar. 1 IMPORTANT SAFETY AND PRODUCT INFORMATION WARNING Please read all safety and product information below before using your Dogtra p...
lang:en score:40 filesize: 1.75 M page_count: 39 document date: 2021-07-19



[\[pdf\]](#) Guide

2 Product Guide Dogtra Canada 2024 Renewal 240704 english 1 v 1725580385 cdn shopify s files 0870 3177 5516 |||

Dogtra Canada 8661 201st Street, 2nd Floor Langley, BC, V2Y 0G9 E-mail info.canada.dogtra.com Tel 1 888 811-9111 2024 DOGTRA CANADA PRODUCT GUIDE Official GPS Collar Partner of United Kennel Club ukcdogs.com DOGTRA IS AN OFFICIAL SPONSOR OF THE FOLLOWING : Master National Retriever Club Internat...

lang:en score:40 filesize: 4.66 M page_count: 16 document date: 2024-08-12



[Dogtra Canada Product Guide: Advanced E-Collars and GPS Tracking Systems](#)

Explore the comprehensive Dogtra Canada product guide featuring advanced e-collars, GPS tracking collars, no-bark collars, and training accessories designed for professional dog trainers and owners.

lang:en score:40 filesize: 5.36 M page_count: 17 document date: 2025-08-06



[\[pdf\]](#) User Manual Guide

2021 Renewal Product Guide_210604 Guide 210604 dogtra < b> PRODUCT GUIDE 12322 Monarch Street Garden Grove CA 92841 Dogtra Company Tel 310 534 0101 Fax 9111 Toll Free< 1 888 811 Website is an official sponsor of the following: WkpxQWtIZU9Xb1U90 blob document Dog Training E-Collars Toll Free Trainers and dog owners are able to connect learn engage on Dogtra's online platforms as a community The Trainer Lounge continues DOC3_2021RenewalProductGuide_210604(1)

20210604123737 cache why UserManual wiki

Dogtra Company 12322 Monarch Street, Garden Grove, CA 92841 Tel 310.534.0101 Toll Free 1.888.811.9111 Fax 310.534.9111 Website www.dogtra.com 2021 PRODUCT GUIDE Dogtra is an official sponsor of the following: National Amateur Retriever Club Master National Retriever Club National Retriever Club ...

lang:en score:39 filesize: 1.55 M page_count: 22 document date: 2021-06-04



[\[pdf\]](#) Guide

2023 Renewal Product Guide WEB Dogtra 2 giorni fa — smartwatch app capabilities Explore more with you dogs for all outdoor activities DOWNLOAD THE PATHFINDER2 APP 5 0 required SERIES DOC3 2023RenewalProductGuide 20230223015607 dogtra cache |||

Dogtra Company 12322 Monarch Street, Garden Grove, CA 92841 Tel 310.534.0101 Toll Free 1.888.811.9111 Fax 310.534.9111 Website www.dogtra.com 2023 PRODUCT GUIDE Official GPS Collar Partner of United Kennel Club ukcdogs.com Official sponsor of Master National Retriever Club International Association ...

lang:en score:39 filesize: 3.08 M page_count: 22 document date: 2022-12-20



[\[pdf\]](#) User Manual Owner's Manual

Owner's Manual for Dogtra 2700 T B Training and Beeper Collar \$349.99 FREE Shipping US48 dogtra2700tandb manual t 1663184003 sep ying ty cdn gundog |||

2700T B AVAILABLE IN 2-DOG SYSTEM: 2702T B Owner's Manual Please read this manual thoroughly before operating the Dogtra 2700T B or 2702T B Training Beeper Collar. 1 THANK YOU FOR PURCHASING THE WORLD'S FINEST E-COLLAR 2700T B Training Beeper Collar The 2700T B Series remote training system w...

lang:en score:39 filesize: 1.79 M page_count: 21 document date: 2018-09-12

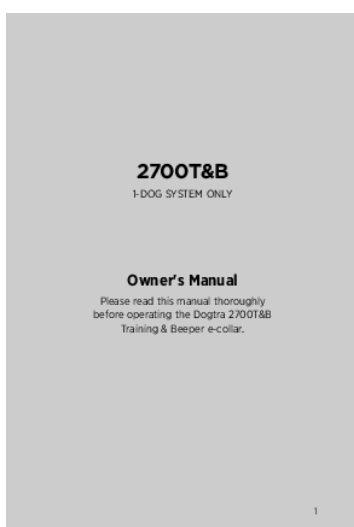


[\[pdf\]](#) Guide

2023 Renewal Product Guide WEB May 12 — Dogtra PATHFINDER2 is a new complete GPS dog tracking system with FREE real time and training app up to 21 dogs within 9 mile range DOC3 2023RenewalProductGuide 20230512045700 dogtra cache |||

Dogtra Company 12322 Monarch Street, Garden Grove, CA 92841 Tel 310.534.0101 Toll Free 1.888.811.9111 Fax 310.534.9111 Website www.dogtra.com 2023 PRODUCT GUIDE Official GPS Collar Partner of United Kennel Club ukcdogs.com Official sponsor of Master National Retriever Club International Association ...

lang:en score:39 filesize: 3.18 M page_count: 21 document date: 2023-04-28



[\[pdf\]](#) User Manual Owner's Manual Instructions

2700T B E Collar for Dogs Training Collars Important safety and product Owner's Manual Dogtra Transmitter 6 Easy to use ergonomically fitted transmitter Rheostat Dial that allows gradual adjustments in stimulation intensity with no jumps between levels 0 127 1 mile range 2 different types Nick Constant High Performance Pager HPP vibration feature Belt Clip Test Light or warranties whatsoever regarding its products whether oral any manual on packaging website other Please read this thoroughly before operating Cable Battery Charger Receiver AVAILABLE IN DOG SYSTEM 2702T the Beeper e collar L08vSm1EUdJBdTQ90 DOC116 2700TBmanual 20200821112914 2700 TB Owners 8d4992 dogtra blob document cache cdn customfields bonify io lioncountry myshopify fields manuals docs 3123714326628 2700T B 1-DOG SYSTEM ONLY Owner's Manual Please read this manual thoroughly before operating the Dogtra 2700T B Training Beeper e-collar. 1 IMPORTANT SAFETY AND PRODUCT INFORMATION WARNING Please read all safety and product information below before using your Dogtra product. Failure to follow th...

lang:en score:38 filesize: 1.07 M page_count: 36 document date: 2020-07-27



[\[pdf\]](#) User Manual Owner's Manual Instructions

User Manual Dogtra Co Ltd TD40UT SWN SWNTD40UT td40ut

2702T B AVAILABLE IN 2-DOG SYSTEM: 2700T B Owner s Manual Please read this manual thoroughly before operating the Dogtra 2700T B or 2702T B Training Beeper e-collar. 1 IMPORTANT SAFETY AND PRODUCT INFORMATION WARNING Please read all safety and product information below before using your Dogtra p...
lang:en score:38 filesize: 1.25 M page_count: 21 document date: 2022-08-08



[\[pdf\]](#) User Manual Owner's Manual Instructions

User Manual Dogtra Co Ltd TD30UR SWN SWNTD30UR td30ur

2702T B AVAILABLE IN 2-DOG SYSTEM: 2700T B Owner s Manual Please read this manual thoroughly before operating the Dogtra 2700T B or 2702T B Training Beeper e-collar. 1 IMPORTANT SAFETY AND PRODUCT INFORMATION WARNING Please read all safety and product information below before using your Dogtra p...
lang:en score:38 filesize: 1.25 M page_count: 21 document date: 2022-08-08



[\[pdf\]](#) User Manual Owner's Manual Instructions Borchure

Important safety and product Owner s Manual Please read this manual thoroughly before operating the 1900S HANDSFREE training collar 1 information DOC74 1900SHANDSFREE 20180606050945 dogtra cache WARNING all below using your Dogtra Failure to follow these instructions could result in injury you dog others or it Jun 6 2018 — Page 2 3 IMPORTANT SAFETY AND 39 PRODUCT INFORMATION DOG SYSTEM ONLY 11912 barkcontrol au assets brochures
1900S HANDSFREE 1-DOG SYSTEM ONLY Owner s Manual Please read this manual thoroughly before operating the 1900S HANDSFREE training collar. 1 IMPORTANT SAFETY AND PRODUCT INFORMATION WARNING Please read all safety and product information below before using your Dogtra product. Failure to follow thes...

lang:en score:37 filesize: 3.52 M page_count: 20 document date: 2018-03-27

[\[pdf\] User Manual Owner's Manual](#)

2700T B Collar ClinicThe Dogtra Training Beeper collars are waterproof lightweight and reliable They built to withstand the most rugged conditions that your dog may 2700TnB manualcollarclinic Manuals 2700TnB manual srsltid AfmBOooqAm AE3OuW ElkMbnCYHC6gomLliJkOiYqBT7gKEdmpCkRHFu Clinic2700T may Keep receiver collar steady mimic at a standstill point Wait for moment until you hear double beep every 2 seconds You may proceed thecollarclinic

ElkMbnCYHC6gomLliJkOiYqBT7gKEdmpCkRHFucollarclinic

AfmBOooLWJ5cGCT8rJxaKACcOYdBgxq8mJkVEjJFkchfkFW0hS4fL10P theThe may collarclinic

AfmBOooLWJ5cGCT8rJxaKACcOYdBgxq8mJkVEjJFkchfkFW0hS4fL10Pcollarclinic

AfmBOoq9G166IATIsfFFciM7EwlbJl0STxiq01 hYcNF9 rQ 8Uzx VW may The indicator light on

transmitter or comes momentarily but will not stay when Constant button is pushed Battery Charging

Procedurecollarclinic VWcollarclinic AfmBOora7U NFvhmHGRtKskzaHiEOcpjRUhA7DM4FIORfX02X

bl1Wmi |||

2700T B AVAILABLE IN 2-DOG SYSTEM: 2702T B Owner s Manual Please read this manual thoroughly before operating the Dogtra 2700T B or 2702T B Training Beeper Collar. 1 THANK YOU FOR PURCHASING THE WORLD S FINEST E-COLLAR 2700T B Training Beeper Collar The 2700T B Series remote training system w...
lang:en score:37 filesize: 2.93 M page_count: 22 document date: 2018-06-06




[\[pdf\] User Manual Owner's Manual](#)

Dogtra 2700 T B Training and Beeper Collar Gun Dog Supplydogtra2700tandb manualsep turbifycdn ty

cdn gundog dogtra2700tandb manual t 1754441867 UntitledDogtra Supplysep 1763762682sep |||

2700T B AVAILABLE IN 2-DOG SYSTEM: 2702T B Owner s Manual Please read this manual thoroughly before operating the Dogtra 2700T B or 2702T B Training Beeper Collar. 1 THANK YOU FOR PURCHASING THE WORLD S FINEST E-COLLAR 2700T B Training Beeper Collar The 2700T B Series remote training system w...
lang:en score:36 filesize: 1.79 M page_count: 21 document date: 2018-09-12



[\[pdf\] Guide](#)

DogtraNasvetiZaTrening dogtra ovratnice si datoteke PRODUCT GUIDE high output e collars product name 1900s wetlands handsfree 2300ncp 3500ncp edge rt map \$239 99 \$249 \$269 \$259 \$319 \$349 \$399 range 3 4 mile |||

22912 Lockness Avenue Torrance, CA 90501 Tel 310.534.0101 Fax 310.534.9111

Toll Free 1.888.811.9111 Website www.dogtra.com Dogtra is an official sponsor of

the following: National Amateur Retriever Club National Retriever Club

DDooggttraaMRieiasstsrtiaaeennrveNoorafCtfffiiloiuccnbiiiaaalll spon...

lang:en score:36 filesize: 2.99 M page_count: 20 document date: 2018-07-27



[Dogtra 2700T&B/2702T&B Code Setting Guide](#)

Learn how to set codes for your Dogtra 2700T&B and 2702T&B remote dog training e-collar system with this comprehensive guide. Includes instructions for pairing transmitters with receivers.


lang:en score:35 filesize: 44.58 K page_count: 2 document date: 2020-04-24



[\[pdf\]](#) User Manual Owner's Manual

1352602_Man1 2700T&B media tractorsupply < b> Manual< Transmitter 6 7 • One-charging system allows the transmitter and receiver(s) to be charged at same time Over 8000 different identity codes prevent signal match-up with other e-collars Easily visible blue LCD screen displays exact level media is content TractorSupplyCompany tsc product 1 35 26 02

2700T B AVAILABLE IN 2-DOG SYSTEM: 2702T B Owner s Manual Please read this manual thoroughly before operating the Dogtra 2700T B or 2702T B Training Beeper Collar. 1 THANK YOU FOR PURCHASING THE WORLD S FINEST E-COLLAR 2700T B Training Beeper Collar The 2700T B Series remote training system w... lang:en score:35 filesize: 2.93 M page_count: 22 document date: 2021-03-05




[\[pdf\]](#) User Manual Owner's Manual

Dogtra 2700 T B Manual Collar Clinic LED Indicator Light Pager Locate 2700T 1 Dog Transmitter 2702T 2 Nick Constant Belt Clip Battery Charging 1352601 Man1 media tractorsupply is content

TractorSupplyCompany tsc product 35 26 01

2700T B AVAILABLE IN 2-DOG SYSTEM: 2702T B Owner s Manual Please read this manual thoroughly before operating the Dogtra 2700T B or 2702T B Training Beeper Collar. 1 THANK YOU FOR PURCHASING THE WORLD S FINEST E-COLLAR 2700T B Training Beeper Collar The 2700T B Series remote training system w... lang:en score:34 filesize: 2.93 M page_count: 22 document date: 2018-06-06



[Dogtra 2025 Product Guide: E-Collars, GPS Trackers, and Training Devices](#)

Explore the comprehensive 2025 Dogtra Canada Product Guide featuring a wide range of electronic collars, GPS tracking devices, bark collars, launchers, and accessories for professional dog training and pet owners.


lang:en score:33 filesize: 5.36 M page_count: 17 document date: 2025-08-13




[\[pdf\]](#) User Manual Owner's Manual Guide


2600 T B Manuels d utilisation EU 2600T web manual 5 v 14786514276037174801 dogtra europe cdn shop files |||

Owner s Manual 2600T B AVAILABLE IN 2-DOG SYSTEM: 2602T B Dogtra-Europe 12-14, Rue Augustin Fresnel 78310 Coignires, France TI. 01.30.62.65.65 Fax. 01.30.62.66.11 E-mail. info dogtra-europe.com MADE IN KOREA Copyright 2020 Dogtra Company All rights reserved. Ver.5 FRANAIS 2600T B DISPONIBLE ... lang:fr score:30 filesize: 5.12 M page_count: 90 document date: 2020-03-04





[\[pdf\]](#) User Manual Owner's Manual Instructions Catalog

PATHFINDER Bark Control Australia AVAILABLE IN GPS ONLY SYSTEM TRX Owner s Manual Please read this manual thoroughly before operating the Dogtra 252519 UseAndCareInstructions V1607031122 is content catalog

PATHFINDER AVAILABLE IN GPS-ONLY SYSTEM: PATHFINDER TRX Owner s Manual Please read this manual thoroughly before operating the Dogtra PATHFINDER. 1 IMPORTANT SAFETY AND PRODUCT INFORMATION WARNING Please read all safety and product information below before using your Dogtra product. Failure to fol...

lang:en **score:30** filesize: 3.6 M page_count: 76 document date: 2018-11-13




[\[pdf\]](#) User Manual Owner's Manual Instructions

DOC116 2700TBwebmanual 20210812032137 dogtra cache

2700T B AVAILABLE IN 2-DOG SYSTEM: 2702T B Owner s Manual Please read this manual thoroughly before operating the Dogtra 2700T B or 2702T B Training Beeper e-collar. 1 IMPORTANT SAFETY AND PRODUCT INFORMATION WARNING Please read all safety and product information below before using your Dogtra p...

lang:en **score:30** filesize: 1 M page_count: 39 document date: 2021-05-18



[\[pdf\]](#) User Manual Owner's Manual Instructions

Dogtra 1900S Handsfree Remote Dog Training Collar Owner s Manual gundogsupply dogtra 1900s ecollar e collar remote training hands free system handsfree 1900 Gun Supply System t 1611203695 sep yimg ty cdn gundog |||

IMPORTANT SAFETY AND PRODUCT INFORMATION WARNING Please read all safety and product information below before using your Dogtra product. Failure to follow these safety instructions could result in injury to you, your dog and others, or it could result in damage to your Dogtra product or other proper...


lang:en **score:30** filesize: 3.73 M page_count: 20 document date: 2019-05-09



[\[pdf\]](#) User Manual Owner's Manual Instructions

untitled User Manual Dogtra Co Ltd PM10U MURS radio Pathfinder mini SWN SWNPM10U pm10u
PATHFINDER MINI PM10U SMARTER WAY TO TRACK TRAIN FOR SMALLER
DOGS Owner s Manual Please read this manual thoroughly before operating the
Dogtra PATHFINDER MINI. 1 IMPORTANT SAFETY AND PRODUCT
INFORMATION WARNING Please read all safety and product information below
before using your Dogtra prod...

lang:en score:30 filesize: 825.93 K page_count: 18 document date: 2019-03-03



[\[pdf\]](#) User Manual Owner's Manual Instructions

PATHFINDER Bark Control Australia AVAILABLE IN GPS ONLY SYSTEM TRX Owner s Manual Please
read this manual thoroughly before operating the Dogtra DOC66 PFNovember2018 20181116111436
dogtra cache pathfinder gps dogmaster au content manuals Splitter Cable Belt Clip 7 MAIN FEATURES 2
Second Update Rate Offline Maps Precise and Up to Date Tracking Only Mode 9 Mile Range Geo Fence
Option Expandable 21 Dogs Fully Waterproof 3 5 Hour Rapid Charge Batteries 2s 5hr For Contact Point
Extension Washer From your computer check out at DogtraPATHFINDER for a full version of Tractor
Supply In app navigate Menu → Settings Bluetooth Pairing 4 Set Connector pairing mode click search in
Once paired launching when is on will automatically connect phone together The should be within range
33 feet 1352592 Man1 tractorsupply static sites TSC ProdContent Dog Tra IMPORTANT SAFETY AND
PRODUCT INFORMATION WARNING all safety product information below using Failure follow these
instructions could

PATHFINDER AVAILABLE IN GPS-ONLY SYSTEM: PATHFINDER TRX Owner s
Manual Please read this manual thoroughly before operating the Dogtra
PATHFINDER. 1 IMPORTANT SAFETY AND PRODUCT INFORMATION WARNING
Please read all safety and product information below before using your Dogtra
product. Failure to fol...

lang:en score:29 filesize: 3.6 M page_count: 76 document date: 2018-11-13



[\[pdf\]](#) Guide

DOC3 2021ProductGuide WEB 20210812035104 dogtra cache

Dogtra Company 12322 Monarch Street, Garden Grove, CA 92841 Tel 310.534.0101
Toll Free 1.888.811.9111 Fax 310.534.9111 Website www.dogtra.com 2021
PRODUCT GUIDE Dogtra is an official sponsor of the following: National Amateur
Retriever Club Master National Retriever Club National Retriever Club ...
lang:en **score:28** filesize: 3.55 M page_count: 22 document date: 2021-07-20



[\[pdf\]](#) Guide


Tel Fax Toll Free Website Dog Tra 22912 Lockness Avenue Torrance CA 90501 310 534 0101 9111 1
888 811 dogtra Dogtra is an official sponsor of the following National Amateur Retriever Club Master
DOC3 2019ProductGuide 20190807125846 cache
22912 Lockness Avenue Torrance, CA 90501 Tel 310.534.0101 Fax 310.534.9111
Toll Free 1.888.811.9111 Website www.dogtra.com Dogtra is an official sponsor of
the following: National Amateur Retriever Club Master National Retriever Club
National Retriever Club International Association of Canine Pro...
lang:en **score:27** filesize: 1.47 M page_count: 20 document date: 2019-08-07



[Dogtra DUAL DIAL E-Collar Owner's Manual - Expandable 2-Dog System](#)

Comprehensive owner's manual for the Dogtra DUAL DIAL expandable 2-dog e-collar system. Learn about features, operation, charging, maintenance, and troubleshooting for effective dog training.

lang:en **score:26** filesize: 1.18 M page_count: 35 document date: 2021-01-13

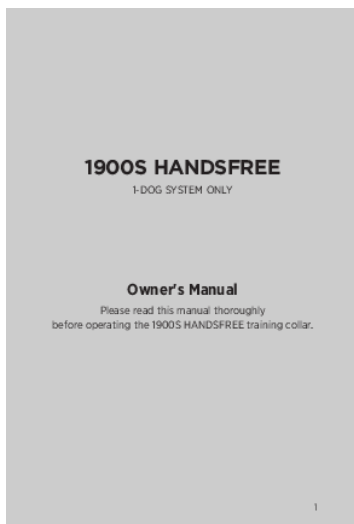


[\[pdf\]](#) User Manual Instructions Guide Warranty

DUAL DIAL Dog Tra its products whether oral or in any product manual< b> on packaging website other written material No dealer of Dogtra nor employee agent is authorized to make additions changes extensions the Warranty aXhSaEplZFcrU2c90 dogtra blob document manual

DOC101_DUALDIALTXCSGwebversion 20210204114037 cache

Code Setting Guide DUAL DIAL MAKE EVERY DOG EXCEPTIONAL Dogtra Customer Service 12322 Monarch Street, Garden Grove, CA 92841 888 811-9111 repair dogtra.com Mon Fri, 8:00 AM to 4:30 PM PST 2021 Dogtra. All rights reserved. Ver.1 MAKE EVERY DOG EXCEPTIONAL DUAL DIAL CODE SETTING GUIDE Be... lang:en score:25 filesize: 152.26 K page_count: 5 document date: 2021-02-04



[\[pdf\]](#) User Manual Owner's Manual Instructions

1352591 Man1 1900S HANDSFREE Tractor Supply Company The LED on the Handsfree Remote Controller will blink when button is pressed Replace battery in no longer blinks With normal usage held for 12 seconds 100 times a day should last 7 10 years Fastening Strap media tractorsupply content TractorSupplyCompany tsc product 1 35 25 91 Dogtra Please read this manual thoroughly before operating training collar Page 2 3 IMPORTANT SAFETY AND 1900S HANDSFREE 1-DOG SYSTEM ONLY Owner s Manual Please read this manual thoroughly before operating the 1900S HANDSFREE training collar. 1 IMPORTANT SAFETY AND PRODUCT INFORMATION WARNING Please read all safety and product information below before using your Dogtra product. Failure to follow the...

lang:en score:25 filesize: 3.52 M page_count: 20 document date: 2018-03-27




[\[pdf\]](#) User Manual

Manual DEDogtra 2600 T B Erziehungshalsbänder Elektro Halsbänder de14840 2600ti00 eu file 403 14840 2600t |||

DEUTSCH 2600T B AUCH ALS 2-HUNDE-SYSTEM ERHÄLTICH: 2602T B Bedienungsanleitung Bitte lesen Sie die Bedienungsanleitung vor Inbetriebnahme des Gerätes und bewahren Sie diese für spätere Verwendung auf. 1 WIR DANKEN IHNEN FÜR DEN KAUF UNSERES PRODUKTES Das 2600T B erleichtert das Auffinden eines Jagdhu...

lang:de score:25 filesize: 1.14 M page_count: 23 document date: 2021-01-26




[\[pdf\]](#) User Manual Owner's Manual Instructions

DOC100_DUALDIALTransmittermanual 20200817052039 dogtra cache

DUAL DIAL EXPANDABLE TO 2-DOG SYSTEM Owner s Manual Please read this manual thoroughly before operating the DUAL DIAL transmitter. 1 IMPORTANT SAFETY AND PRODUCT INFORMATION WARNING Please read all safety and product information below before using your Dogtra product. Failure to follow these safet...

lang:en score:24 filesize: 1.02 M page_count: 33 document date: 2020-08-14




[\[pdf\]](#) Test Report

J D HAN Test Report EMC Dogtra Co Ltd TD30UR SWN SWNTD30UR td30ur

Test Report No. : F690501-RF-EMC000655 Page : 2 of 13 Contents 1. General Information.....4 1.1 Client Information.....

lang:en score:24 filesize: 967.27 K page_count: 13 document date: 2022-08-11




[\[pdf\]](#) Declaration of Conformity

Microsoft Word FCC Variant Model Declaration YDR450 22 04 18 Rev 1 docx daniel choi PED Dogtra Co Ltd TD30UR SWN SWNTD30UR td30ur

Dogtra Co., Ltd. 35, Namdongdong-ro 33beon-gil, Namdong-gu, Incheon 21694 Rep. of KOREA Letter of Declaration Product Equality July 20, 2022 We, as a manufacturer, hereby declare that our product has variant model names as listed below. Variant model is totally same as basic model but it differs in ...

lang:it score:24 filesize: 784.82 K page_count: 1 document date: 2022-08-25




[\[pdf\]](#) Decleration of Conformity

Microsoft Word FCC Variant Model Declaration YDR450 22 04 18 Rev 1 docx daniel choi PED Dogtra Co Ltd TD40UT SWN SWNTD40UT td40ut

Dogtra Co., Ltd. 35, Namdongdong-ro 33beon-gil, Namdong-gu, Incheon 21694 Rep. of KOREA Letter of Declaration Product Equality July 20, 2022 We, as a manufacturer, hereby declare that our product has variant model names as listed below. Variant model is totally same as basic model but it differs in ...

lang:tl **score:24** filesize: 1.03 M page_count: 1 document date: 2022-08-25




[\[pdf\]](#) User Manual Owner's Manual Instructions

1352596 Man1 PATHFINDER media tractorsupply Tractor Supply Co 3 In the app navigate to Menu → Settings Bluetooth Pairing 4 Set GPS Connector pairing mode and click search in Once paired launching when is on will automatically connect phone together The should be within range 33 feet of your Failure follow these safety instructions could result operate content TractorSupplyCompany tsc product 1 35 25 96

PATHFINDER AVAILABLE IN GPS-ONLY SYSTEM: PATHFINDER TRX Owner s Manual Please read this manual thoroughly before operating the Dogtra PATHFINDER. 1 IMPORTANT SAFETY AND PRODUCT INFORMATION WARNING Please read all safety and product information below before using your Dogtra product. Failure to fol...

lang:en **score:23** filesize: 3.6 M page_count: 76 document date: 2018-11-13



[\[pdf\]](#) Guide

2600T B EU web PC065 Dogtra 2600 T Training collars Electric Collars 9856 2600t b eu i00 file 403 ||| FRANAIS 2600T B DISPONIBLE POUR 2 CHIENS: 2602T B Guide d utilisation Lire ce manuel avant d utiliser le produit, et le conserver pour les utilisations ultérieures. 1 MERCI D AVOIR ACHET NOTRE PRODUIT Le 2600T B vous permet de localiser votre chien lorsqu il est hors de vue ou l arrt. De plus la...


lang:fr **score:21** filesize: 4.68 M page_count: 87 document date: 2018-11-01



[\[pdf\]](#) Guide

2600T B EU 11 230601 indd After charging cover the battery receptacles with rubber plugs 7 4V 800mAh
Lithium Polymer Transmitter Receiver 3500 2 NCP RB1000 2Anleitung Dogtra 2600 EUcdn02
plentymarkets fq266pe6a8zs propertyItems 560 Anleitung |||
FRANAIS 2600T B DISPONIBLE POUR 2 CHIENS : 2602T B Guide d utilisation Lire
ce manuel avant d utiliser le produit, et le conserver pour les utilisations ultrieures. 1
MERCI D AVOIR ACHET NOTRE PRODUIT Le 2600T B vous permet de localiser
votre chien lorsqu il est hors de vue ou l arrt. De plus la...

lang:fr **score:20** filesize: 5.42 M page_count: 92 document date: 2023-06-02



[\[pdf\]](#) Guide

2600T B EU web PC065 Untitled7989 for 2 dogs 1i00 eu file 543 7989 1 |||
Les r parations hors garantie Pour les travaux de r paration qui ne sont plus couverts
par la garantie, apr s contr le du technicien, un devis sera communiqu au client. Ce
devis comprend le co t des pi ces de rechange, la main d oeuvre et le transport.
Joindre un courrier expliquant le pr...

lang:fr **score:16** filesize: 2.09 M page_count: 23 document date: 2025-02-13



[\[pdf\]](#)

4752 2600t i00 eu file 543 |||
DEUTSCH 2600T B AUCH ALS 2-HUNDE-SYSTEM ERHÄLTICH: 2602T B
Bedienungsanleitung Bitte lesen Sie die Bedienungsanleitung vor Inbetriebnahme
des Gerätes und bewahren Sie diese für spätere Verwendung auf. 1 WIR DANKEN
IHNEN FÜR DEN KAUF UNSERES PRODUKTES Das 2600T B erleichtert das
Auffinden eines Jagdhu...

lang:de **score:15** filesize: 1.14 M page_count: 23 document date: 2021-01-26