

## LIFETIME 80462

# LIFETIME 8 Ft Commercial Stacking Folding Table Model 80462 Instruction Manual

Brand: LIFETIME | Model: 80462

## 1. INTRODUCTION

This manual provides detailed instructions for the safe and efficient use, setup, and maintenance of your LIFETIME 8 Ft Commercial Stacking Folding Table, Model 80462. This table is constructed from high-density polyethylene, making it stronger, lighter, and more durable than traditional wood tables. It is designed for both indoor and outdoor use, resisting cracking, chipping, or peeling. The patented steel frame features a powder-coated, weather-resistant finish, ensuring a sturdy foundation for various applications.

### Key Features:

- High-density polyethylene tabletop for enhanced durability.
- Powder-coated steel frame for weather resistance.
- Lightweight design for easy transport.
- Foot caps to protect floor surfaces and ensure stability.
- Nesting edge corners for efficient stacking and storage.

## 2. SAFETY INFORMATION

**Always assemble according to the instructions. Do not use if damaged.**

- Ensure all locking mechanisms are fully engaged before placing items on the table.
- Distribute weight evenly across the tabletop to prevent tipping.
- Avoid placing hot items directly on the tabletop without protective padding.
- Keep children away from moving parts during setup and takedown.

## 3. SETUP INSTRUCTIONS

Follow these steps to properly set up your folding table:

1. Place the table upside down on a clean, flat surface.
2. Locate the two leg assemblies. Each assembly has a locking ring on the support bars.
3. Extend each leg assembly outwards until it is fully open.
4. Slide the locking rings over the hinges on the support bars to secure the legs in the open position. Ensure the rings are fully engaged and the legs are stable.
5. Carefully flip the table upright, ensuring all four legs are firmly on the ground.
6. Verify the table is stable and does not wobble before use.

## 4. OPERATING INSTRUCTIONS

---

The LIFETIME 8 Ft Commercial Stacking Folding Table is designed for versatile use in various settings, including banquets, meetings, and outdoor events. Its robust construction allows it to withstand demanding commercial use.

- The UV-protected tabletop is suitable for outdoor exposure.
- The table is lightweight for easy repositioning as needed.
- Foot caps prevent scratching of indoor floor surfaces and provide enhanced grip outdoors.

## 5. MAINTENANCE

---

To ensure the longevity and optimal performance of your table, follow these maintenance guidelines:

- **Cleaning:** Wipe the tabletop and frame with a damp cloth and mild soap. Avoid abrasive cleaners that may damage the surface. Rinse thoroughly and dry completely.
- **Storage:** To store, flip the table upside down, disengage the locking rings, and fold the legs inward. The nesting edge corners allow for efficient stacking of multiple tables, minimizing storage space. Store in a dry, protected area when not in use for extended periods.
- **Inspection:** Periodically inspect the frame, legs, and locking mechanisms for any signs of wear or damage.

## 6. TROUBLESHOOTING

---

If you encounter any issues with your table, consider the following:

- **Table Wobbles:** Ensure all leg locking rings are fully engaged. Check that the table is on a level surface.
- **Difficulty Folding/Unfolding:** Ensure the locking rings are properly disengaged or engaged. Do not force the mechanism.
- **Damage:** If any part of the table is damaged, discontinue use immediately and contact customer support.

## 7. SPECIFICATIONS

---

Attribute	Detail
Brand	LIFETIME

Model Number	80462
Product Dimensions (D x W x H)	30"D x 96"W x 5"H
Item Weight	0.01 Ounces (Note: This weight seems unusually low and may be a data entry error. Actual weight for an 8ft folding table is typically much higher, around 30-40 lbs.)
Tabletop Thickness	2.2 Inches
Extended Length	96 Inches
Seating Capacity	8
Frame Material Type	Alloy Steel
Top Material Type	High Density Polyethylene
Furniture Finish	Black
Tools Recommended For Assembly	Screw Driver (for initial setup or maintenance, not typical for folding/unfolding)

## 8. VISUAL AIDS





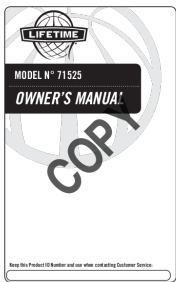



Figure 1: The LIFETIME 8 Ft Commercial Stacking Folding Table, Model 80462, fully extended and ready for use. The black high-density polyethylene tabletop is supported by gray powder-coated steel legs, designed for stability and durability.

## 9. WARRANTY AND SUPPORT

For warranty information, product support, or to purchase replacement parts, please contact LIFETIME customer service directly. Refer to the product packaging or the manufacturer's official website for the most current contact details and warranty terms.

Related Documents - 80462

	<p><a href="#">Lifetime Children's Picnic Table Model 60239 Assembly and Care Instructions</a></p> <p>This document provides instructions for setting up, taking down, and caring for the Lifetime Children's Picnic Table Model 60239. It includes safety precautions and usage guidelines for indoor and outdoor residential use.</p>
	<p><a href="#">Lifetime Product Care and Usage Guide</a></p> <p>Essential information on cleaning, maintenance, and proper use of Lifetime products. Learn how to care for your product and ensure its longevity.</p>
	<p><a href="#">Lifetime Horizontal Storage Shed Assembly Instructions</a></p> <p>Step-by-step assembly manual for the Lifetime Horizontal Storage Shed (Model 60170). Includes parts identification, required tools, safety warnings, and support contact information.</p>
	<p><a href="#">Lifetime Model 71281 Owner's Manual: Assembly, Operation, and Care</a></p> <p>This owner's manual provides essential information for the Lifetime Model 71281 basketball system, including detailed assembly steps, safety precautions, parts identification, operational guidance, and maintenance advice from Lifetime Products, Inc.</p>
	<p><a href="#">Lifetime Model 71525 Owner's Manual and Assembly Guide</a></p> <p>This owner's manual provides comprehensive instructions for assembling, operating, and maintaining the Lifetime Model 71525 basketball system. Includes parts lists, safety warnings, and warranty information.</p>
	<p><a href="#">Lifetime 60331 Utility Shed Assembly Instructions and Guide</a></p> <p>This document provides comprehensive assembly instructions for the Lifetime 60331 Utility Shed. It details required tools, parts, and step-by-step guidance for building a durable outdoor storage solution. Includes important safety warnings and customer support information.</p>

