

Soehnle 61508

Soehnle Page Compact 200 Digital Kitchen Scales Instruction Manual

INTRODUCTION

The Soehnle Page Compact 200 digital kitchen scale is designed for precise weighing in any kitchen environment. Its compact and extra-flat design ensures it takes up minimal space, making it ideal for smaller kitchens. This manual provides detailed instructions for the proper setup, operation, and maintenance of your new kitchen scale.



Image: The Soehnle Page Compact 200 Digital Kitchen Scale, showcasing its sleek, white, and compact design.

PRODUCT OVERVIEW

The Page Compact 200 is equipped with several features to enhance your cooking and baking experience:

- **High Load Capacity:** Weighs up to 5 kg (11 lbs) with precise 1 g (0.05 oz) increments.
- **Easy-to-Read LCD Display:** Provides clear weight readings.
- **Tare Function:** Allows for weighing multiple ingredients in the same bowl.
- **Sensor Touch Operation:** Two patented sensor touch fields for comfortable operation and easy cleaning.
- **Automatic Switch-Off:** Conserves battery life.
- **Compact and Flat Design:** For space-saving storage, including a practical hanging function.



Image: A side view of the Soehnle Page Compact 200, highlighting its ultra-slim profile for convenient storage.



Image: A close-up view of the Soehnle Page Compact 200's LCD display and sensor touch buttons, showing the power and tare functions.

SETUP

Battery Installation

1. Locate the battery compartment on the underside of the scale.
2. Open the battery compartment cover.
3. Insert the included 1 Lithium Metal battery, ensuring correct polarity (+/-).
4. Close the battery compartment cover securely.

Initial Power On

After installing the battery, place the scale on a flat, stable surface. Press the power button (usually marked with a power symbol) to turn on the scale. The LCD display will illuminate and show '0 g' or '0.0 oz', indicating it is ready for use.



Image: A hand pressing the power button on the Soehnle Page Compact 200, initiating the scale for use.

OPERATING INSTRUCTIONS

Basic Weighing

1. Ensure the scale is on a flat, stable surface and powered on, displaying '0'.
2. Place the item you wish to weigh directly onto the weighing surface.
3. The weight will be displayed on the LCD screen in the selected unit.



Image: The Soehnle Page Compact 200 scale positioned on a wooden surface, surrounded by fresh ingredients, ready for weighing.

Changing Units

The scale supports multiple units of measurement (g, oz, lb:oz, ml). To change the unit, press the 'UNIT' button (usually marked with a 'UNIT' or 'U' symbol) repeatedly until your desired unit is displayed.

Tare Function (Add & Weigh)

The tare function allows you to weigh multiple ingredients consecutively without removing the previous ones, or to weigh ingredients in a container by subtracting the container's weight.

1. Place an empty container (or the first ingredient) on the scale.
2. Press the 'TARA' button (usually marked with a 'T' or 'TARA' symbol). The display will reset to '0'.
3. Add the next ingredient to the container. The scale will display only the weight of the newly added ingredient.
4. Repeat step 2 and 3 for additional ingredients.



Image: A hand pressing the tare button on the Soehnle Page Compact 200, with an empty glass bowl on the weighing surface, demonstrating the tare function.



Image: A wooden bowl filled with flour placed on the Soehnle Page Compact 200 scale, showing an ingredient being weighed after using the tare function.



Image: The Soehnle Page Compact 200 display showing a precise weight measurement, indicating the scale's accuracy.

MAINTENANCE AND CARE

To ensure the longevity and accuracy of your Soehnle Page Compact 200 kitchen scale, follow these care guidelines:

- **Cleaning:** The weighing surface is designed for easy cleaning. Wipe the scale with a damp cloth and mild detergent. Do not immerse the scale in water or use abrasive cleaners.
- **Storage:** Thanks to its extra-flat design, the scale can be stored in a drawer or hung on a wall using its integrated hanging function. Store in a dry place away from extreme temperatures.
- **Battery Replacement:** Replace the battery when the low battery indicator appears on the display.

TROUBLESHOOTING

If you encounter issues with your scale, please refer to the following common solutions:

- **Scale not turning on:** Check if the battery is correctly installed and has sufficient charge. Replace the battery if necessary.
- **Inaccurate readings:** Ensure the scale is placed on a flat, stable, and level surface. Avoid placing it

near strong electromagnetic fields or vibrations. Recalibrate by turning off and on if needed.

- **Display shows 'Err':** This usually indicates an overload. Remove items from the scale immediately to prevent damage.

SPECIFICATIONS

Model Number	61508
Brand	Soehnle
Maximum Load Capacity	5 Kilograms (11 lbs)
Measurement Increments	1 gram (0.05 oz)
Display Type	LCD, touchscreen
Special Features	Auto Shut Off, Sensor Touch, Tare Function
Power Source	1 Lithium Metal battery (included)
Product Dimensions	7.87 x 5.91 x 0.51 inches
Item Weight	7.76 ounces

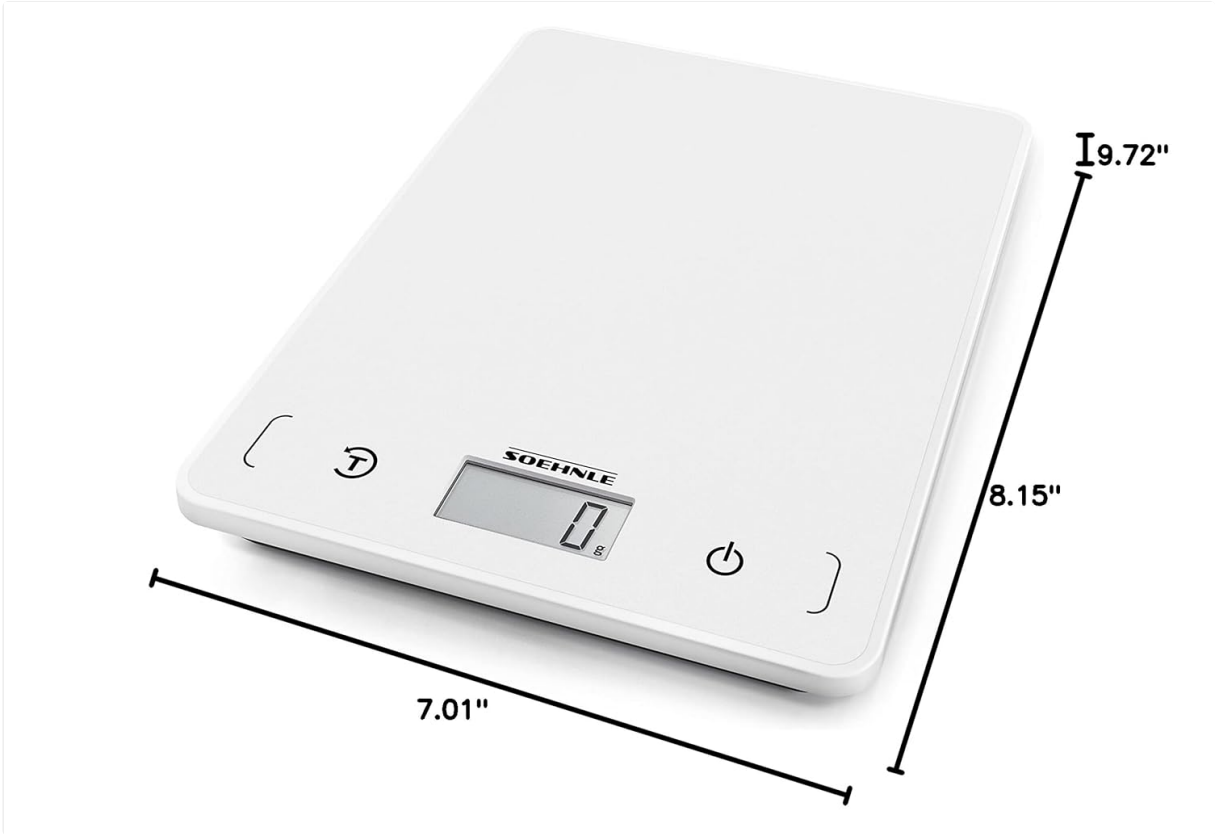







Image: The Soehnle Page Compact 200 scale with its key dimensions (length, width, height) clearly indicated.

WARRANTY AND SUPPORT

For warranty information or technical support, please refer to the documentation included with your purchase or visit the official Soehnle website. Keep your proof of purchase for warranty claims.

Related Documents - 61508

	<p>Soehnle Page Comfort 400 Digital Kitchen Scale - User Manual</p> <p>User manual for the Soehnle Page Comfort 400 digital kitchen scale, providing operating instructions, maintenance, and safety information in multiple languages.</p>
	<p>SOEHNLE Page Compact 300 Digital Kitchen Scale - User Manual & Information</p> <p>Get detailed information on the SOEHNLE Page Compact 300 digital kitchen scale, including operation, features, warranty, and disposal guidelines. Learn how to use the Sensor-Touch keys and tare function.</p>
	<p>Soehnle Page Compact 300 Marble Digital Kitchen Scale Manual</p> <p>User manual for the Soehnle Page Compact 300 Marble digital kitchen scale, covering setup, operation, cleaning, maintenance, safety instructions, and warranty information.</p>
	<p>Soehnle Page Profi 200 Digital Kitchen Scale User Manual</p> <p>Instructions for operating and maintaining the Soehnle Page Profi 200 digital kitchen scale, including setup, weighing, tare function, unit conversion, cleaning, and safety precautions.</p>
	<p>SOEHNLE Page Profi 100 Digital Kitchen Scale User Manual</p> <p>User manual for the SOEHNLE Page Profi 100 digital kitchen scale, detailing operation, timer functions, weighing, unit conversion, safety, maintenance, guarantee, and disposal instructions.</p>
	<p>Soehnle Cooking Star 66220 Kitchen Scale User Manual</p> <p>User manual for the Soehnle Cooking Star 66220 kitchen scale, providing instructions on operation, features like the HOLD function, cleaning, maintenance, and safety information. Includes warranty details and disposal guidelines in multiple languages.</p>