

## Transformers E4629AS00

# Transformers Studio Series 38 Voyager Class Optimus Prime Instruction Manual

Model: E4629AS00

## PRODUCT OVERVIEW

The Transformers Studio Series 38 Voyager Class Optimus Prime action figure is inspired by iconic movie scenes from the Bumblebee Movie. This collectible figure is designed with precise specifications and details to reflect the Transformers movie universe.

Optimus Prime features two iconic modes: a highly articulated robot mode and a detailed truck mode. The figure includes vivid, movie-inspired deco and a detailed blaster accessory. It converts between modes in 35 steps, offering an engaging transformation experience for collectors and fans aged 8 and up.

A removable backdrop is included, allowing you to display Optimus Prime in the San Francisco Bridge scene, recreating memorable moments from the film.

## WHAT'S INCLUDED

- Transformers Studio Series Voyager Class Transformers: Bumblebee Optimus Prime figure
- Detailed blaster accessory
- Removable San Francisco Bridge scene backdrop
- Instruction manual

## SAFETY INFORMATION

**Warning: Choking Hazard - Small parts. Not for children under 3 years.**

## SETUP

Carefully remove the Optimus Prime figure and its accessories from the packaging. Ensure all components listed in the "What's Included" section are present. The figure comes pre-assembled in robot mode.



Image: Transformers Studio Series Optimus Prime in its retail packaging, showing the figure and its box art.

The included removable backdrop can be positioned behind the figure to create a dynamic display scene, inspired by the San Francisco Bridge from the movie.

## OPERATING INSTRUCTIONS: TRANSFORMATION

---

The Optimus Prime figure can convert between its Robot Mode and Truck Mode. The transformation process is designed to be intricate, involving 35 distinct steps. Refer to the visual instructions provided in the included manual for detailed guidance.

### 1. Robot Mode



Image: Optimus Prime in his iconic robot form, posed with his blaster weapon.

In Robot Mode, Optimus Prime stands approximately 6.5 inches (16.5 cm) tall. This mode showcases the figure's detailed sculpt and articulation, allowing for a wide range of poses. The blaster accessory can be held in either hand.





Image: Optimus Prime in robot mode, illustrating its 7.1-inch (18 cm) height.

## 2. Truck Mode



Image: Optimus Prime fully transformed into his semi-truck vehicle mode.

To convert Optimus Prime from Robot Mode to Truck Mode, carefully follow the 35-step transformation sequence. Ensure each panel and joint is correctly aligned and securely tabbed into place to achieve the complete truck form. The blaster accessory can be stored on the figure in truck mode as per the detailed instructions.

To revert to Robot Mode, reverse the transformation steps carefully, ensuring not to force any parts.

## MAINTENANCE

---

- **Cleaning:** Use a soft, dry cloth to gently wipe down the figure. Avoid using water, cleaning solutions, or abrasive materials, as these may damage the paint or plastic.
- **Storage:** Store the figure in a cool, dry place away from direct sunlight and extreme temperatures. Prolonged exposure to heat or UV light can cause discoloration or material degradation.
- **Handling:** Handle the figure with care, especially during transformation. Avoid excessive force on joints or thin plastic parts to prevent breakage.

## TROUBLESHOOTING

---

- **Difficulty Transforming:** If you encounter resistance or difficulty during transformation, re-examine the instruction manual for the specific step. Ensure all previous steps are correctly completed. Do not force parts.
- **Loose Joints:** Over time, some joints may become slightly loose with repeated use. This is normal for articulated figures. For minor looseness, a small amount of clear nail polish or a specialized joint-tightening solution can be applied to the joint and allowed to dry, but use with extreme caution.
- **Parts Not Tabbing Securely:** Double-check the alignment of parts. Sometimes, a slight adjustment is needed for tabs to click into place. Refer to the visual guides in the manual.

SPECIFICATIONS

Feature	Detail
Product Dimensions	3.27 x 6.73 x 9.49 inches
Item Weight	6.8 ounces
Item Model Number	E4629AS00
Manufacturer Recommended Age	8 years and up
Manufacturer	Hasbro
Release Date	March 20, 2019


WARRANTY AND SUPPORT

For detailed warranty information, product support, or to inquire about replacement parts, please refer to the official Hasbro website or contact their customer service department directly. It is recommended to retain your proof of purchase for any warranty claims.

Official Brand Store: [Transformers Official Store on Amazon](#)






© 2024 Transformers. All rights reserved. Product information subject to change.

Related Documents - E4629AS00



[Transformers Nightwatch Optimus Prime Conversion and Operation Guide](#)

Step-by-step instructions for converting the Transformers Nightwatch Optimus Prime action figure from robot mode to vehicle mode, including details on action features, battery replacement, and safety precautions.

	<p><a href="#"><u>Transformers Dark of the Moon Optimus Prime MechTech Voyager Class Transformation Instructions</u></a></p> <p>Step-by-step guide for transforming the Transformers Dark of the Moon Optimus Prime MechTech Voyager Class toy from robot mode to vehicle mode. Includes detailed instructions and product information.</p>
	<p><a href="#"><u>Transformers Legacy Evolution Voyager Comic Universe Tarn Action Figure Instructions</u></a></p> <p>Step-by-step assembly and transformation guide for the Transformers Legacy Evolution Voyager Comic Universe Tarn action figure, detailing robot and vehicle modes.</p>
	<p><a href="#"><u>Optimus Prime Converting R/C Truck - Instruction Manual</u></a></p> <p>Detailed instructions for setting up, charging, and operating the Optimus Prime Converting R/C Truck, including battery installation, remote control functions, and transformation modes.</p>
	<p><a href="#"><u>Transformers TF-20 Product Information and Compliance Summary</u></a></p> <p>Summary of the Transformers TF-20 product, including its nature as a toy, associated documentation like instruction manuals and warranty, and FCC compliance information.</p>
	<p><a href="#"><u>Transformers Legacy Evolution Armada Megatron Toy Instructions</u></a></p> <p>Step-by-step assembly and transformation instructions for the Transformers Legacy Evolution Armada Megatron toy, featuring detailed diagrams and multilingual guidance.</p>