

## Pantone 20-0011

# Pantone Metallic Shimmer TPM Sheet

Model: 20-0011 Bezel

Brand: Pantone

## 1. INTRODUCTION

This manual provides instructions for the proper use and care of your Pantone Metallic Shimmer Textile Paper Metallic (TPM) Sheet, model 20-0011 Bezel. This product is designed to facilitate accurate color communication, specification, and evaluation in various design and manufacturing applications.

## 2. PRODUCT OVERVIEW

The Pantone Metallic Shimmer TPM Sheet is an individual 8.5x11 inch sheet featuring a single Pantone color with a lustrous metallic finish. It is part of the Pantone Fashion, Home + Interiors System, offering a broad range of shimmering metallic finishes.

### Key Features:

- **Size:** 8.5x11 Inch sheet with a removable packaging header.
- **Color:** Features one Pantone TPM color (20-0011 Bezel) per sheet.
- **Finish:** Shimmering metallic on paper with a nitro-cellulose coating for brilliance and a lustrous appearance.
- **Application:** Ideal for product design, fashion accessories, trim, and footwear.

# PANTONE® Metallic Shimmers


## Textile Paper Metallic (TPM) Sheet

Use TPM Sheets for communicating, sharing, and approving the color intent of your coated products.

**PANTONE 20-0011 TPM**

Bezel

**TIP:** For best results, only evaluate printed color under D65 (6500°K) lighting as provided by a light booth.



*Image 1: Pantone Metallic Shimmer TPM Sheet 20-0011 Bezel. This image displays the full 8.5x11 inch sheet, showcasing the metallic shimmer texture of the 20-0011 Bezel color. The top portion includes the Pantone branding, product name, and a tip regarding D65 lighting for accurate color evaluation.*

### 3. USAGE INSTRUCTIONS

Follow these guidelines for effective use of your Pantone Metallic Shimmer TPM Sheet:

1. **Preparation:** Carefully remove the sheet from its packaging. The packaging header is designed to be removable.
2. **Color Evaluation:** For the most accurate color assessment, always evaluate the printed color under D65 (6500°K) lighting conditions. This is typically provided by a professional light booth. Avoid evaluating colors under inconsistent or non-standard lighting, as this can alter the perceived color.
3. **Communication:** Use the physical sheet to communicate color intent with designers, product

developers, and manufacturers. The physical sample ensures a consistent reference point.

- 4. **Specification:** Integrate the TPM sheet into your design specifications to clearly define the desired metallic shimmer color for your products.
- 5. **Comparison:** Compare your product samples directly against the TPM sheet to ensure color accuracy and consistency during production.

## 4. CARE AND HANDLING

To preserve the integrity and accuracy of your Pantone TPM Sheet:

- **Storage:** Store the sheet flat in a cool, dry place away from direct sunlight, excessive heat, and humidity. Prolonged exposure to light can cause color fading.
- **Handling:** Handle the sheet by its edges to avoid transferring oils or dirt from your hands onto the color surface.
- **Protection:** Keep the sheet protected from dust and scratches. Consider storing it in a protective sleeve or folder.
- **Avoid Contaminants:** Do not expose the sheet to liquids, chemicals, or abrasive materials.

## 5. SPECIFICATIONS

Attribute	Detail
Product Type	Metallic Shimmer Textile Paper Metallic (TPM) Sheet
Model Number	20-0011
Color Name	Bezel
Dimensions	8.5 x 11 inches
Coating	Nitrol-cellulose
System	Pantone Fashion, Home + Interiors (FHI)
Manufacturer	PANTONE SWATCHES
Date First Available	October 15, 2018

## 6. TROUBLESHOOTING

This product is a static color reference sheet. Most issues relate to improper viewing conditions or physical damage.

- **Inconsistent Color Appearance:** Ensure you are evaluating the sheet under D65 (6500°K) lighting. Different light sources will alter the perceived color.
- **Fading or Damage:** If the sheet appears faded or damaged, it may be due to improper storage or handling. Replace the sheet if its color integrity is compromised.

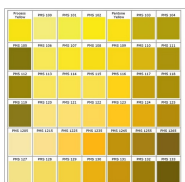





## 7. WARRANTY INFORMATION

For warranty details, please refer to the official Pantone website or contact Pantone customer support directly. Specific warranty terms may vary by region and purchase date.

## 8. SUPPORT

For further assistance, technical support, or product inquiries, please visit the [Pantone Store on Amazon](#) or the official Pantone website.

### Related Documents - 20-0011

	<p><a href="#">Pantone Color Chart</a></p> <p>A comprehensive chart displaying a wide range of Pantone colors, organized by color family and numerical designation. Includes colors from yellow and orange through blues, greens, grays, and purples.</p>
	<p><a href="#">Pantone PT-BS001 Bluetooth Speaker User Manual and Safety Guide</a></p> <p>Comprehensive user manual for the Pantone PT-BS001 Bluetooth speaker, covering setup, operation, safety precautions, technical specifications, and responsible disposal.</p>
	<p><a href="#">PANTONE PT-TWS008 Wireless Earphones Instruction Manual</a></p> <p>Instruction manual for PANTONE PT-TWS008 Wireless Earphones, covering safety, charging, pairing, operation, maintenance, and specifications. Includes multilingual content.</p>
	<p><a href="#">PANTONE PT-BS008 Wireless Speaker: Instruction Manual &amp; Specifications</a></p> <p>Official instruction manual for the PANTONE PT-BS008 Wireless Speaker. Learn about safety warnings, usage instructions, charging, pairing, technical specifications, and disposal guidelines.</p>
	<p><a href="#">Manuale Utente Auricolari Bluetooth PANTONE PT-TWS001</a></p> <p>Manuale completo per gli auricolari Bluetooth True Wireless PANTONE PT-TWS001. Include istruzioni di sicurezza, ricarica, abbinamento, funzionamento, specifiche tecniche e smaltimento.</p>
	<p><a href="#">PANTONE Wireless Headphones PT-WH008: User Manual, Features, and Specifications</a></p> <p>Comprehensive user manual for PANTONE Wireless Headphones (PT-WH008 series). Learn about product overview, operation, pairing, troubleshooting, specifications, and safety guidelines.</p>

Documents - Pantone – 20-0011

no relevant documents