



Manuals.plus /

› Jensales /

› Jensales Fiat 780DT Tractor Service Manual

Jensales 780DT

Jensales Fiat 780DT Tractor Service Manual

Detailed instructions for maintenance, repair, and specifications.

1. INTRODUCTION

This service manual provides comprehensive technical information and detailed procedures for the maintenance and repair of the Fiat 780DT Tractor. It is intended for qualified service personnel to ensure proper servicing and optimal performance of the equipment. Adherence to the instructions outlined in this manual is crucial for safety and longevity of the tractor. Always refer to the latest version of this manual and consult official Fiat documentation for any updates or specific model variations.

2. SAFETY PRECAUTIONS

Before performing any service or maintenance, always observe the following safety precautions:

- Ensure the tractor is parked on a level surface, the engine is off, and the parking brake is engaged.
- Disconnect the battery before working on electrical components.
- Allow hot components to cool down before handling.
- Use appropriate personal protective equipment (PPE) such as gloves, safety glasses, and protective footwear.
- Never work under a raised tractor without proper support stands.
- Relieve pressure from hydraulic systems before disconnecting lines.
- Keep the work area clean and well-lit.

3. PREPARING FOR SERVICE

Proper preparation is essential for efficient and safe service operations. This section outlines the initial steps before commencing any repair or maintenance task.

1. **Clean the Tractor:** Remove dirt, debris, and grease from the areas to be serviced. This prevents contamination and allows for better inspection.
2. **Gather Tools:** Ensure all necessary tools, specialized equipment, and replacement parts are available before starting.

3. **Consult Diagrams:** Refer to relevant diagrams and schematics within this manual for component locations and system layouts.
4. **Secure the Tractor:** Chock wheels and ensure the tractor cannot move unexpectedly.

4. SERVICE PROCEDURES OVERVIEW

This section provides an overview of the various systems and components that may require service. Detailed procedures for each system are covered in subsequent sections.

4.1 Power Trains Schematics

Understanding the power train system is critical for diagnosing and repairing transmission and drive-related issues. The schematic below illustrates the internal components and their arrangement for both 780-780 DT (AM) and 880-880 DT (AM) models.

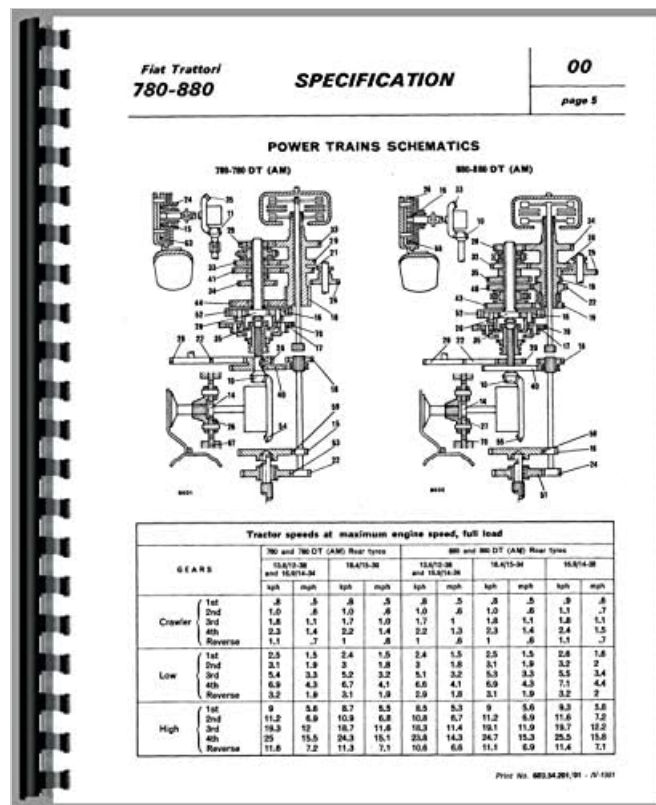


Figure 4.1: Power Trains Schematics for Fiat 780-880 Tractors. This diagram shows the internal layout of the power train components, including gears and shafts, for both 780-780 DT (AM) and 880-880 DT (AM) models, aiding in diagnosis and assembly.

Refer to this schematic when performing transmission repairs, clutch adjustments, or any work involving the drive system.

5. MAINTENANCE PROCEDURES

Regular maintenance is essential to ensure the longevity and reliable operation of your Fiat 780DT Tractor. This section details routine inspection, lubrication, and adjustment procedures.

5.1 Engine Maintenance

The engine is the heart of the tractor. Proper maintenance ensures optimal performance and prevents costly breakdowns. This includes oil changes, filter replacements, and valve adjustments.




Figure 5.1: Engine Longitudinal Section for Fiat 780-880 Tractors. This detailed cross-section view of the engine illustrates the internal components such as the crankshaft, pistons, valves, and cylinder block, along with tightening torque values for critical fasteners. It is essential for engine overhaul and repair.

When performing engine work, always refer to the detailed diagrams and torque specifications provided in this manual to ensure correct assembly and prevent damage.

5.1.1 Oil and Filter Change

- Drain engine oil when the engine is warm.
- Replace the oil filter with a new, genuine part.
- Refill with the recommended grade and quantity of engine oil.

5.1.2 Fuel System Maintenance

- Inspect and replace fuel filters regularly.
- Check for fuel line leaks and ensure proper connections.
- Bleed the fuel system after any component replacement or if air enters the system.

5.2 Hydraulic System Maintenance

Maintain hydraulic fluid levels and inspect for leaks. Replace hydraulic filters as per the service schedule.

5.3 Electrical System Checks

Inspect battery terminals, wiring harnesses, and lighting. Ensure all electrical connections are secure and free from corrosion.

6. TROUBLESHOOTING GUIDE

This section provides a guide to diagnose common issues that may arise with the Fiat 780DT Tractor. For complex problems, consult a certified technician.

Symptom	Possible Cause	Action
Engine fails to start	Low battery, no fuel, clogged fuel filter, faulty starter	Check battery charge, fuel level, replace fuel filter, inspect starter motor
Loss of hydraulic power	Low hydraulic fluid, clogged hydraulic filter, faulty pump	Check fluid level, replace filter, inspect pump for damage
Excessive engine smoke	Incorrect fuel injection, worn engine components, clogged air filter	Inspect fuel injectors, perform compression test, replace air filter

7. SPECIFICATIONS

This section provides key technical specifications for the Fiat 780DT Tractor, including dimensions and other important data.

7.1 General Dimensions

The following diagram illustrates the main dimensions of the Fiat 780 and 780 DT models, crucial for planning service access and component replacement.




Figure 7.1: Main Dimensions (in mm) for Fiat 780, 780 DT, 880, and 880 DT Tractor models. This diagram provides detailed measurements for length, width, height, wheelbase, and ground clearance, essential for maintenance and transport planning.

7.2 Product Details

- **Manufacturer:** Jensales
- **Part Number:** FI-S-780+{506734}
- **Product Dimensions:** 12 x 10 x 3 inches
- **Item Model Number:** 780DT
- **ASIN:** B07JB3G9C5
- **Date First Available:** February 15, 2019

8. WARRANTY AND SUPPORT

This document is a service manual for the Fiat 780DT Tractor and does not contain information regarding product warranty or direct customer support for the tractor itself. For warranty claims or technical support related to the Fiat 780DT Tractor, please refer to the original manufacturer's documentation or contact an authorized Fiat service center. For inquiries regarding this specific Jensales service manual, please contact the publisher directly.