

TOSHIBA TY-WSP200R

Toshiba TY-WSP200R Bluetooth Speaker Instruction Manual

Model: TY-WSP200R | Brand: TOSHIBA

INTRODUCTION

This manual provides detailed instructions for the safe and efficient operation of your Toshiba TY-WSP200R Bluetooth Wireless Speaker. Please read this manual thoroughly before using the product and retain it for future reference.

KEY FEATURES

- **IPX67 Rating:** Fully waterproof, sandproof, and dustproof for outdoor use.
- **Extended Battery Life:** 2000mAh battery provides 9+ hours of continuous music playback.
- **Built-in Microphone:** Enables hands-free phone calls.
- **Enhanced Deep Bass:** High-quality sound with deep bass technology and two passive radiators.
- **33 Feet Wireless Range:** Strong Bluetooth connectivity for clear audio.

WHAT'S IN THE BOX

Ensure all items are present upon unboxing:

- Toshiba TY-WSP200R Bluetooth Speaker
- Charging Cable (USB-C)
- User Manual (this document)

TOSHIBA



Floating Waterproof Bluetooth Speaker
Haut-parleur Bluetooth flottant imperméable
Altavoz flotante impermeable de Bluetooth

Sonic Blast 3



IP67

Waterproof / Dustproof
Imperméable / antipoussière
Impermeable / a prueba de polvo



Rugged Silicone Rubber and Fabric Case

Boîtier en caoutchouc et en silicone robuste • Funda resistente de caucho y tela de silicona

Image: The Toshiba TY-WSP200R speaker shown with its charging cable and user manual.

1. Initial Charge

Before first use, fully charge the speaker. Connect the provided USB-C charging cable to the charging port on the speaker and the other end to a compatible USB power adapter (not included). The charging indicator will show the charging status.



Image: Close-up of the speaker's control panel, including the power button and charging indicator.

2. Power On/Off

Press and hold the **Power button** () for 2-3 seconds to turn the speaker ON or OFF.

OPERATING INSTRUCTIONS

Bluetooth Pairing

1. Ensure the speaker is powered ON and in Bluetooth pairing mode (the Bluetooth indicator light will flash).
2. On your mobile device (smartphone, tablet, laptop), enable Bluetooth and search for available devices.
3. Select "TY-WSP200R" from the list of devices.
4. Once paired, the Bluetooth indicator light on the speaker will become solid, and you will hear an audible confirmation.

Music Playback

- **Play/Pause:** Press the **Play/Pause button** () to start or pause music.
- **Next Track:** Press and hold the **Volume Up button** () for 2 seconds.
- **Previous Track:** Press and hold the **Volume Down button** () for 2 seconds.

Volume Control

- **Increase Volume:** Short press the **Volume Up button** ().
- **Decrease Volume:** Short press the **Volume Down button** ().

Hands-Free Calling

- **Answer Call:** Short press the **Play/Pause button** () when a call comes in.
- **End Call:** Short press the **Play/Pause button** () during a call.
- **Reject Call:** Press and hold the **Play/Pause button** () for 2 seconds when a call comes in.

CHARGING

The Toshiba TY-WSP200R speaker features a 2000mAh battery, providing over 9 hours of playback time. To charge, use the included USB-C cable. The charging port is located on the rear of the device, protected by a rubber flap to maintain its IPX67 rating.



Image: The Toshiba TY-WSP200R speaker partially submerged in water, demonstrating its waterproof capability.

MAINTENANCE

- Keep the charging port cover securely closed when not charging to maintain water and dust resistance.
- Clean the speaker with a soft, damp cloth. Do not use harsh chemicals or abrasive materials.
- Avoid exposing the speaker to extreme temperatures or direct sunlight for prolonged periods.

TROUBLESHOOTING

Problem	Solution
Speaker does not turn on.	Ensure the battery is charged. Connect to a power source and try again.
Cannot pair via Bluetooth.	Make sure the speaker is in pairing mode. Disable and re-enable Bluetooth on your device. Ensure no other devices are currently connected to the speaker.

Problem	Solution
Poor sound quality.	Ensure the speaker and your device are within the 33ft wireless range. Check the volume levels on both the speaker and your device.
Charging is slow or not working.	Verify the charging cable is securely connected. Try a different USB power adapter.



SPECIFICATIONS





- **Model Name:** TY-WSP200R
- **Speaker Type:** Outdoor
- **Special Feature:** Bluetooth speaker
- **Recommended Uses:** Music, Outdoor
- **Compatible Devices:** Smartphone, Tablet, Laptop
- **Color:** Red
- **Item Weight:** 1.4 Pounds
- **Waterproof Rating:** IPX67 (Waterproof, Sandproof, Dustproof)
- **Maximum Range:** 33 Feet
- **Control Method:** Touch
- **Wireless Communication Technology:** Bluetooth
- **Speaker Size:** 6.5 Inches
- **Power Source:** Battery Powered (1 Lithium Ion battery required)
- **Woofer Diameter:** 5 Centimeters
- **Speaker Maximum Output Power:** 12 Watts
- **Material:** Plastic
- **Product Dimensions:** 8 x 3 x 3 inches

WARRANTY AND SUPPORT

This Toshiba TY-WSP200R speaker comes with a Limited Warranty. For specific details regarding warranty coverage and to access customer support, please refer to the warranty card included in your product packaging or visit the official TOSHIBA website.

Related Documents - TY-WSP200R

	TOSHIBA TY-WSP70 Wireless BT Speaker Operation Manual This operation manual provides instructions for the TOSHIBA TY-WSP70 Wireless BT Speaker. It covers safety precautions, important notes, descriptions of signs and symbols, what to do in case of abnormality, usage guidelines, battery information, important safety instructions, FCC statements, disclaimer, disposal information, Bluetooth usage, maintenance, and getting started with charging.
	Toshiba TY-SBX130B Sound Bar Operation Manual This operation manual provides instructions for the safe and effective use of the Toshiba TY-SBX130B Sound Bar, including safety precautions, setup, operation, and specifications.

	<p>Toshiba TY-WSB600 Sound Bar with Wireless Subwoofer Operation Manual</p> <p>This operation manual provides instructions for the Toshiba TY-WSB600 Sound Bar with Wireless Subwoofer, covering setup, basic operation, Bluetooth connectivity, and safety precautions.</p>
	<p>TOSHIBA TY-ASC51 Portable Sound System Operation Manual</p> <p>Operation manual for the TOSHIBA TY-ASC51 Portable Sound System, covering safety precautions, part names, basic functions, USB operation, and charging the battery.</p>
	<p>Toshiba TY-SBX1020 Sound Bar Operation Manual</p> <p>This operation manual provides detailed instructions for the Toshiba TY-SBX1020 Sound Bar, covering safety precautions, installation, basic operation, Bluetooth connectivity, and technical specifications.</p>
	<p>Toshiba TY-ASC60 Portable Sound System - User Guide</p> <p>Detailed specifications and features of the Toshiba TY-ASC60 Portable Sound System, including Bluetooth connectivity, power output, battery life, and input terminals.</p>