

## HOMCOM 833-382

# HOMCOM 75.5" H S-Shaped 6-Shelf Bookcase Instruction Manual

Model: 833-382

Brand: HOMCOM

[Contents](#)   [Setup](#)   [Operating](#)   [Introduction](#)   [Maintenance](#)   [Safety Information](#)   [Troubleshooting](#)   [Package](#)   [Specifications](#)   [Warranty & Support](#)

## 1. INTRODUCTION

This manual provides instructions for the assembly, operation, and maintenance of your HOMCOM 75.5" H S-Shaped 6-Shelf Bookcase, Model 833-382. This versatile storage unit is designed to enhance organization and display in various indoor settings such as living rooms or study areas.



Image: The HOMCOM S-shaped 6-shelf bookcase, Model 833-382, displayed in a modern office environment, showcasing its use for books, plants, and decorative items.

## 2. IMPORTANT SAFETY INFORMATION

**Warning:** To prevent tipping and ensure safe use, this shelf unit **must** be securely fastened to the wall using the provided mounting hardware. Failure to do so may result in serious injury or property damage. Always place heavier items on lower shelves to improve stability.

Your browser does not support the video tag.

Video: An overview of the HOMCOM S-shaped bookcase, demonstrating its design and potential placement in a home setting. This video highlights the product's aesthetic and functional aspects.

## 3. PACKAGE CONTENTS

Before beginning assembly, ensure all parts are present and undamaged. If any parts are missing or damaged, do not proceed with assembly and contact customer support.

### Included Components:

- All necessary shelf panels for the S-shaped structure.


- Assembly hardware (screws, dowels, etc.).
- Anti-tip hardware for wall mounting.
- Instruction manual.

### Tools Required (Not Included):

- Phillips head screwdriver (a power screwdriver may expedite assembly).
- Hammer (for dowels, if applicable).
- Drill (for wall mounting anti-tip hardware).



Each shelf holds up to 5kg



16mm thick board



Stable construction

Image: A diagram illustrating the 16mm thick board construction and stable design of the HOMCOM S-shaped bookcase, along with a visual representation of its 5kg (11 lbs) per shelf weight capacity.

## 4. SETUP AND ASSEMBLY

Assembly is required for this bookcase. Follow the step-by-step instructions provided in the included manual carefully. It is recommended to assemble the unit on a soft, clean surface to prevent scratches.

### General Assembly Steps:

1. Unpack all components and verify against the parts list.

2. Attach the initial shelf panels according to the diagrams, ensuring proper alignment.
3. Continue building the S-shaped structure by connecting subsequent panels.
4. Secure all connections firmly with the provided hardware. Do not overtighten.
5. Once the main structure is complete, position the bookcase in its desired location.
6. **Important:** Secure the bookcase to the wall using the anti-tip hardware. Mark the wall, drill pilot holes, and attach the brackets as instructed.



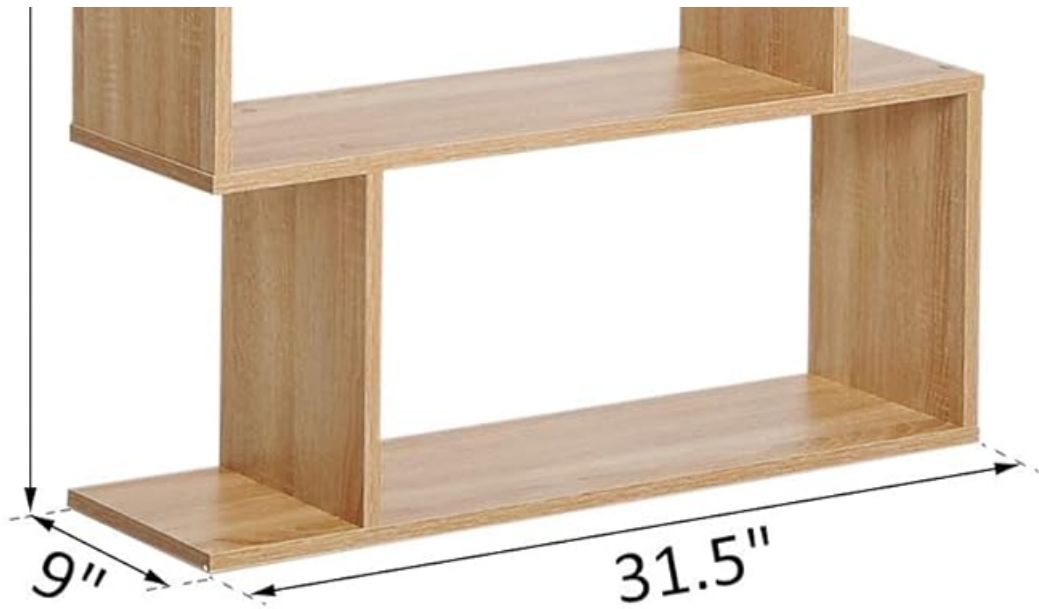


Image: A visual representation of the HOMCOM S-shaped bookcase with its key dimensions: 75.5 inches in height, 31.5 inches in width, and 9 inches in depth. The image also indicates a maximum weight capacity of 66 lbs for the entire unit.

## 5. OPERATING AND USAGE

---

The HOMCOM S-shaped bookcase is designed for displaying and organizing various items. Each shelf can hold up to 11 lbs (5 kg). The unique S-shape provides distinct compartments for different types of items.

### Recommended Usage:

- **Books:** Arrange books vertically or horizontally.
- **Decorative Items:** Display photos, small sculptures, vases, or plants.
- **Storage:** Use baskets or bins to store smaller items discreetly.
- **Weight Distribution:** Always distribute weight evenly across shelves. Place heavier objects on lower shelves to enhance stability.

# 6 TIER BOOKSHELF

For Better Organization of Home



## AMPLE STORAGE SPACE

Keep your items well organized

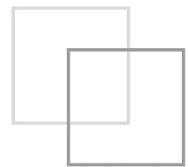


Image: The HOMCOM 6-tier S-shaped bookcase highlighting its ample storage space. Icons next to the bookcase suggest various items it can hold, such as pictures, clocks, cars, baskets, books, plants, phones, and vases, demonstrating its versatility for home organization.

## 6. MAINTENANCE AND CARE

Proper care will ensure the longevity and appearance of your HOMCOM bookcase.

- **Cleaning:** Wipe the surface with a dry, soft cloth. Avoid abrasive cleaners or harsh chemicals that may damage the melamine finish.
- **Spills:** Immediately wipe up any spills with a dry cloth to prevent water damage.
- **Sunlight:** Avoid prolonged exposure to direct sunlight to prevent fading or discoloration of the wood grain surface.
- **Stability Check:** Periodically check all screws and connections to ensure they remain tight. Re-tighten if necessary. Verify the wall-mounting hardware is secure.





# Wood GrainSurface

Creates an natural look  
and elegant touch



Image: A detailed view of the wood grain surface of the HOMCOM S-shaped bookcase, emphasizing its natural look and elegant touch, which contributes to its aesthetic appeal.

## 7. TROUBLESHOOTING

If you encounter issues with your bookcase, refer to the following common solutions:

Problem	Possible Cause	Solution
Bookcase feels unstable or wobbly.	<ul style="list-style-type: none"><li>◦ Screws are loose.</li><li>◦ Not properly secured to the wall.</li><li>◦ Uneven weight distribution.</li><li>◦ Uneven floor surface.</li></ul>	<ul style="list-style-type: none"><li>◦ Tighten all assembly screws.</li><li>◦ Ensure anti-tip hardware is correctly installed and secured to a wall stud or appropriate anchor.</li><li>◦ Rearrange items, placing heavier objects on lower shelves.</li><li>◦ Place shims under the base of the bookcase to level it.</li></ul>

Problem	Possible Cause	Solution
Parts do not align during assembly.	<ul style="list-style-type: none"><li>Incorrect orientation of panels.</li><li>Missing or incorrect hardware.</li></ul>	<ul style="list-style-type: none"><li>Review the assembly diagrams carefully to ensure each panel is oriented correctly.</li><li>Verify all hardware matches the parts list. Contact customer support if parts are missing or incorrect.</li></ul>

Your browser does not support the video tag.

Video: A detailed presentation of the HOMCOM 833-382 S-shape bookcase, showcasing its features and how it can be integrated into various room designs, including an office setting with a white finish option.

## 8. PRODUCT SPECIFICATIONS

Feature	Detail
Model Name	S-shape Bookcase
Model Number	833-382
Brand	HOMCOM
Product Dimensions	9"D x 31.5"W x 75.5"H
Number of Shelves	6
Shelf Thickness	0.75 Inches (16mm)
Material	E1 Engineer Wood
Finish Type	Melamine
Color	Natural Wood (Oak)
Weight Limit (per tier)	11 Pounds (5 kg)
Item Weight	50 Pounds
Assembly Required	Yes
Installation Type	Freestanding (with wall mount option)
Room Type	Living Room, Study Room

## 9. WARRANTY AND CUSTOMER SUPPORT

For warranty information, missing parts, or technical assistance, please contact HOMCOM customer support. Refer to your purchase documentation or the HOMCOM official website for specific contact details and warranty terms.

You can visit the HOMCOM store online at: [HOMCOM Store](#)



