

## Amazon Basics 17E13BK

# Amazon Basics Wired Earbuds with Microphone User Manual

Model: 17E13BK  
Brand: Amazon Basics

## INTRODUCTION

The Amazon Basics In-Ear Wired Headphones with Microphone in Black are designed for comfortable and high-quality audio experiences. These earbuds are versatile and durable, featuring a robust gold-plated 3.5mm headphones jack for reliable connectivity across various devices.

Key features include:

- **In-Ear Comfort:** Enjoy a snug fit with these wired earbuds for school or work.
- **Built-in Microphone:** Seamlessly take calls and control your music with an integrated mic, ideal when using wired headphones at school or other activities.
- **Wide Frequency Range:** Experience high-quality audio with a 20-20KHz range and 94±3dB sensitivity for a superior listening experience.
- **Versatile and Durable:** Features a robust gold-plated 3.5mm headphones jack for reliable connectivity across various devices.
- **Spare Silicone Caps Included:** Comes with 2 extra silicone caps that enhance comfort when using these earphones.

## WHAT'S IN THE BOX

- 1 pc in-ear wired headphones
- 2 spare silicone caps (S/M/L sizes are typically included, though only "2 extra" is specified)



Image: The Amazon Basics Wired Earbuds, showing the earbuds, inline microphone, and 3.5mm audio jack.

## SETUP

---

1. **Select Ear Tips:** The earbuds come with S/M/L ear tips. Choose the size that provides the most comfortable and secure fit for your ears. A proper seal is crucial for optimal sound quality, especially bass response.
2. **Identify Left and Right:** The earbuds are marked with 'L' for left and 'R' for right. Ensure you place the correct earbud in each ear for the intended audio experience and comfort, as the speaker is angled.
3. **Connect to Device:** Insert the 3.5mm audio jack firmly into the compatible audio port of your smartphone, tablet, laptop, or other audio device. For devices without a 3.5mm jack (e.g., iPhone 7, 8, 10, Pixel 2), an adapter is required (not included).



Image: A person's hands holding the earbuds, highlighting the ear tips and the L/R markings.





Image: The earbuds plugged into the 3.5mm audio jack of a laptop, demonstrating connectivity.

## OPERATING INSTRUCTIONS

---

Once connected, you can use your Amazon Basics Wired Earbuds for listening to audio and making calls.

- **Audio Playback:** Play audio from your connected device. The earbuds provide clear sound across a wide frequency range.
- **Call Control:** The built-in microphone and inline control allow you to manage phone calls.
  - Press the button once to answer an incoming call or end an ongoing call.
  - Press the button once to play or pause music.
  - Double-press the button to skip to the next track.
  - Triple-press the button to go back to the previous track.

# amazon basics



Built-in microphone with controller lets you answer or hang up calls and pause or skip tracks



20-20KHz frequency range, 94±3dB



Comes with 2 spare silicon caps to fit all shapes and sizes



Image: A visual representation of the earbuds highlighting the built-in microphone and its functions, along with frequency range and included ear tips.

## MAINTENANCE

- **Cleaning:** Regularly clean the ear tips with a soft, dry cloth to prevent wax buildup and maintain hygiene. Do not use harsh chemicals or abrasive materials.
- **Cable Care:** The cable is designed to be tangle-free. To prolong its life, avoid excessive pulling or sharp bends, especially near the connectors and earbud housing.
- **Storage:** When not in use, store the earbuds in a clean, dry place, ideally in a small pouch or case to protect them from dust and damage.

## TROUBLESHOOTING

If you encounter issues with your earbuds, try the following solutions:

Problem	Possible Solution
No sound or low volume	<ul style="list-style-type: none"><li>◦ Ensure the 3.5mm jack is fully inserted into the device's audio port.</li><li>◦ Check the volume settings on your device.</li><li>◦ Try the earbuds with a different device to rule out device issues.</li><li>◦ Ensure ear tips provide a good seal in your ear canal. Improper fit can significantly reduce perceived volume and bass.</li></ul>
Poor sound quality (e.g., lack of bass, tinny sound)	<ul style="list-style-type: none"><li>◦ Verify that the ear tips are the correct size and create a tight seal in your ear. Experiment with the included spare silicone caps.</li><li>◦ Clean any debris from the earbud speakers.</li><li>◦ Test with different audio sources or files.</li></ul>
Microphone not working or unclear	<ul style="list-style-type: none"><li>◦ Ensure the 3.5mm jack is fully inserted. Some devices require a TRRS (4-pole) jack for microphone functionality, which these earbuds provide.</li><li>◦ Check microphone input settings on your device.</li><li>◦ Test the microphone with a different application or device.</li><li>◦ Ensure the microphone is not obstructed.</li></ul>
Earbuds falling out of ear	<ul style="list-style-type: none"><li>◦ Try a different size of the included silicone ear tips to find a more secure fit.</li><li>◦ Ensure the earbuds are inserted correctly, with the angled speaker pointing towards your ear canal.</li></ul>

SPECIFICATIONS

Feature	Detail
Model Name	Headphones with Mic
Connectivity Technology	Wired
Headphones Jack	3.5 mm Jack
Cable Length	4.2 ft (approx. 1.28 meters)
Frequency Range	20 Hz - 20 kHz
Sensitivity	94±3dB
Control Type	Call Control (Touch method)
Material	Acrylonitrile Butadiene Styrene (ABS)
Color	Black
Item Weight	0.544 ounces (approx. 15.4 grams)

Feature	Detail
Product Dimensions	51.18 x 0.79 x 0.51 inches
Compatible Devices	Any device with a 3.5mm jack, including Android and iOS smartphones. Devices without a 3.5mm jack require an adapter.

WARRANTY AND SUPPORT

For detailed warranty information, please refer to the official Warranty PDF document:

[Download Warranty \(PDF\)](#)

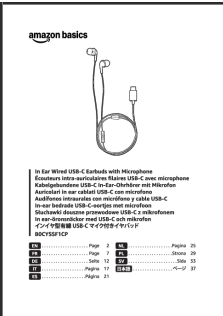
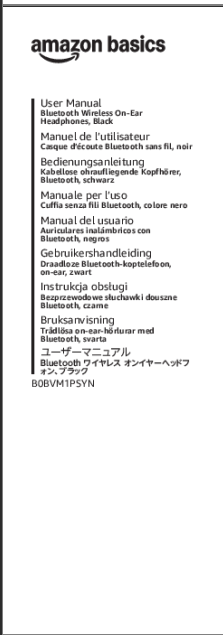
For additional support or inquiries, please visit the Amazon Basics store or contact Amazon customer service.

[Visit Amazon Basics Store](#)





© 2024 Amazon Basics. All rights reserved.

Related Documents - 17E13BK

	<p><a href="#">Amazon Basics Wired USB-C Earbuds with Microphone User Manual</a></p> <p>User manual and specifications for Amazon Basics Wired USB-C Earbuds with Microphone (Model BOCYSSF1CP, AMZ-E8090A). Includes safety, usage, and troubleshooting information.</p>
	<p><a href="#">Amazon Basics Bluetooth Wireless On-Ear Headphones User Manual</a></p> <p>User manual for Amazon Basics Bluetooth Wireless On-Ear Headphones, Black. Provides instructions on setup, usage, troubleshooting, specifications, and legal notices.</p>



	<p><a href="#">Amazon Basics Bluetooth Wireless On-Ear Headphones User Manual</a></p> <p>User manual for Amazon Basics Bluetooth Wireless On-Ear Headphones (Black, BOBVM1PSYN). Includes setup, usage, troubleshooting, safety, and specifications.</p>
	<p><a href="#">Amazon Basics Bluetooth Wireless On-Ear Headphones Quick Setup Guide</a></p> <p>Quick setup guide for Amazon Basics Bluetooth Wireless On-Ear Headphones (Model BOBVM1PSYN), including basic operations, Bluetooth pairing instructions, indicator light meanings, and charging information.</p>
	<p><a href="#">Amazon Basics Hybrid Active Noise Cancelling Headphones User Manual</a></p> <p>Comprehensive user manual for Amazon Basics Hybrid Active Noise Cancelling Headphones, covering setup, usage, troubleshooting, and specifications. Learn how to pair, use noise cancellation, and maintain your headphones.</p>
	<p><a href="#">Amazon Basics ABIM03 Wired Mouse User Manual   Features, Installation, Warranty, E-Waste Disposal</a></p> <p>Official user manual for the Amazon Basics ABIM03 Wired Mouse. Find detailed information on product features, step-by-step installation, warranty terms, service information, and responsible e-waste disposal guidelines.</p>