

Amazon Basics NY1507-15K

Amazon Basics Portable Oil Radiator Heater User Manual

Model: NY1507-15K

Brand: Amazon Basics

PRODUCT OVERVIEW

The Amazon Basics Portable Oil Radiator Heater is designed to provide efficient and quiet supplemental heating for indoor spaces. Its oil-filled fins offer consistent, long-lasting warmth, making it ideal for bedrooms, living rooms, and offices.

- **Powerful & Adjustable Heating:** Three heat settings (1500W, 1000W, 600W) for customized comfort.
- **Long-Lasting Radiator Heating:** Seven oil-filled fins retain heat efficiently, warming up to 144 sq ft.
- **Quiet Operation:** Fan-less design ensures a peaceful environment.
- **ETL Certified Safety Features:** Includes tip-over and overheat protection for safe use.
- **Portable & Easy-To-Move:** Equipped with smooth-gliding caster wheels and a convenient handle.
- **Space-Saving Design:** Slim profile fits easily into various room layouts.





Front view of the Amazon Basics Portable Oil Radiator Heater.

IMPORTANT SAFETY INFORMATION

WARNING: This product can expose you to chemicals including lead, which is known to the State of California to cause cancer and birth defects or other reproductive harm. For more information go to www.P65Warnings.ca.gov.

- Always place the heater on a firm, level surface.

- Do not cover the heater or block air vents.
- Keep combustible materials (furniture, pillows, bedding, papers, clothes, and curtains) at least 3 feet (0.9 m) from the front of the heater and away from the sides and rear.
- Do not use in bathrooms, laundry areas, or similar indoor locations where water may be present.
- Unplug the heater when not in use.
- Supervise children and pets when the heater is in operation.

SETUP

1. **Unpacking:** Carefully remove the heater from its packaging. Retain packaging for off-season storage.
2. **Attaching Caster Wheels:** The heater comes with snap-in caster wheels for portability. Turn the heater upside down. Align the caster wheel assemblies with the holes on the base and firmly press them into place until they click securely. Ensure all four wheels are properly attached and the heater is stable before use.
3. **Placement:** Position the heater on a stable, flat surface, away from walls, furniture, and any flammable materials. Ensure there is adequate clearance around the unit for proper air circulation.

Reliable & Custom Comfort



3 heat settings for customized comfort



Made of durable rust-resistant steel



72 in / 182.9 cm power cord, plus cord storage



4 snap-in rolling casters

Diagram illustrating the heater's features including heat settings, casters, and cord storage.

OPERATING INSTRUCTIONS

1. **Power On:** Plug the heater into a standard 120V AC electrical outlet. The power indicator light will illuminate.
2. **Select Heat Setting:** Use the heat setting dial to choose your desired warmth level:
 - **Low (I):** 600W
 - **Medium (II):** 1000W
 - **High (III):** 1500W
3. **Adjust Thermostat:** Turn the thermostat dial to your preferred temperature. The heater will cycle on and off to maintain the set temperature. For continuous heating, turn the thermostat to the 'MAX' setting.
4. **Power Off:** To turn off the heater, rotate the heat setting dial to '0' and unplug the unit from the wall outlet.



Efficient Room Warmth

1500 watts, 12.5-amp compact, quiet radiator heater for rooms up to 144 sq. ft / 13.3 sq. m. Ensures consistent and efficient heat in bedrooms or offices.

A person adjusting the thermostat dial on the heater's control panel.

MAINTENANCE

- **Cleaning:** Always unplug the heater and allow it to cool completely before cleaning. Use a soft, damp cloth to wipe the exterior surfaces. Do not use abrasive cleaners or immerse the heater in water.
- **Storage:** When not in use, store the heater in a cool, dry place. Wrap the power cord neatly around the cord storage area to prevent damage.

TROUBLESHOOTING

If your heater is not functioning as expected, refer to the following common issues:

- **Heater does not turn on:** Ensure the power cord is securely plugged into a working outlet. Check if the

heat setting and thermostat dials are set correctly.

- **Heater turns off unexpectedly:** The built-in safety features (tip-over switch, overheat protection) may have activated. Ensure the heater is on a stable surface and not covered. Allow it to cool down before restarting.
- **Insufficient heat output:** Verify the heat setting is on 'High' and the thermostat is set to 'MAX' or a higher temperature. Ensure the room size is within the recommended heating coverage (up to 144 sq ft).

For more detailed troubleshooting or persistent issues, please refer to the complete User Manual PDF or contact customer support.

SPECIFICATIONS

Feature	Specification
Brand	Amazon Basics
Model Number	NY1507-15K
Color	White
Product Dimensions	11"D x 14.8"W x 25.2"H
Item Weight	17.42 pounds
Power Output	1500W (High), 1000W (Medium), 600W (Low)
Voltage	100 Volts
Amperage	12.5 Amps
Heating Coverage	Up to 144 sq ft
Safety Features	Tip-over Protection, Overheat Protection, ETL Certified
Special Feature	Portable

Radiator Specifications



Weighs 17.2 lbs / 7.9 kg

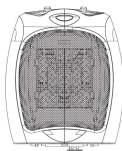







Visual representation of the heater's dimensions and weight.

WARRANTY AND SUPPORT

For detailed warranty information, please refer to the official Warranty PDF document. For further assistance, troubleshooting, or product inquiries, please consult the comprehensive User Manual PDF or contact Amazon Basics customer support.

- User Manual (PDF): [Download Here](#)
- Warranty (PDF): [Download Here](#)

<div><div>amazon basics</div><div></div><div><div>1500 W Ceramic Personal Heater with Adjustable Thermostat</div><div>Radiateur personnel en céramique de 1500 W avec thermostat réglable</div><div>Calentador de cerámica de 1500 W con termostato ajustable</div><div>cerámico, ajustable</div><div>1500WCEPHEA, B07V6M3PDX</div><div><div>Page 1</div><div>Page 10</div></div></div></div>	<div><div>Amazon Basics 1500W Ceramic Personal Heater User Manual Safety, Operation, Troubleshooting</div><div>Comprehensive user manual for the Amazon Basics 1500W Ceramic Personal Heater with Adjustable Thermostat. Includes detailed safety instructions, operating guide, cleaning, storage, maintenance, troubleshooting, and specifications for models B07V6M4MSN and B07V6M3PDX.</div></div>
<div><div>amazon basics</div><div></div><div><div>Safety and Use Manual</div><div>Manuel de Sécurité et d'Utilisation</div><div>Manual de uso y Seguridad</div><div>安全と取扱マニュアル</div><div><div>Electronic Keypad Entry Lever Door Lock</div><div>Verrou de Porte à Levier pour Porte d'Entrée avec Clavier</div><div>Electronisch</div><div>Cerradura de Puerta con Manija y Teclado Electrónico de Acceso</div><div>電子キーパッドレバードアロック</div><div>B08L4K3PFX, B08L4H8BDV, B08L4Z73WJ</div></div></div></div>	<div><div>Amazon Basics Electronic Keypad Entry Lever Door Lock: Safety and Use Manual</div><div>Comprehensive safety and use manual for the Amazon Basics Electronic Keypad Entry Lever Door Lock, covering installation, operation, programming, troubleshooting, and specifications.</div></div>
<div><div>amazon basics</div><div></div><div><div>Digital Tower Heater, 28"</div><div>Colonne de Chauffage Numérique, 28 po</div><div>Calentador de Torre Digital, 28 pulgadas</div><div>digitalmente</div><div><div>Page 1</div><div>Page 11</div></div></div></div>	<div><div>Amazon Basics Digital Tower Heater 28" User Manual</div><div>User manual for the Amazon Basics 28-inch Digital Tower Heater, providing instructions on operation, safety, cleaning, and troubleshooting. Includes specifications and FAQs.</div></div>
<div><div>amazon basics</div><div></div><div><div>Digital Tower Heater, 23"</div><div>Colonne de Chauffage Numérique, 23 po</div><div>Calentador de Torre Digital, 23 pulgadas</div><div>digitalmente</div><div><div>Page 1</div><div>Page 11</div></div></div></div>	<div><div>Amazon Basics 23" Digital Tower Heater User Manual</div><div>Comprehensive user manual for the Amazon Basics 23" Digital Tower Heater (Model DQ1535). Includes safety instructions, operation guide, specifications, cleaning, maintenance, and troubleshooting tips.</div></div>
<div><div>amazon basics</div><div></div><div><div>Ceramic Space Heater with Adjustable Thermostat</div><div>Chauffage d'Espace à Contrôle avec Thermostat Régulable</div><div>Keramik Raumheizung mit Einstellbarem Thermostat</div><div>Soba Digitalna Ceramică cu Termostată Reglabilă</div><div>Calentador Cerámico Con Termostato Ajustable</div><div>Keramikraumheizung mit Einstellbarem Thermostat</div><div>Ceralele ceramiche cu termostato regolabile</div><div>Keramik raumheizer mit justierbarem thermostat</div><div>B07530204, B07530205, B07530206, B07530207</div><div><div>Page 1</div><div>Page 11</div><div>Page 12</div><div>Page 13</div><div>Page 14</div><div>Page 15</div><div>Page 16</div><div>Page 17</div><div>Page 18</div><div>Page 19</div><div>Page 20</div><div>Page 21</div><div>Page 22</div><div>Page 23</div><div>Page 24</div><div>Page 25</div><div>Page 26</div><div>Page 27</div><div>Page 28</div><div>Page 29</div><div>Page 30</div><div>Page 31</div><div>Page 32</div><div>Page 33</div><div>Page 34</div><div>Page 35</div><div>Page 36</div><div>Page 37</div><div>Page 38</div><div>Page 39</div><div>Page 40</div><div>Page 41</div><div>Page 42</div><div>Page 43</div><div>Page 44</div><div>Page 45</div><div>Page 46</div><div>Page 47</div><div>Page 48</div><div>Page 49</div><div>Page 50</div><div>Page 51</div><div>Page 52</div><div>Page 53</div><div>Page 54</div><div>Page 55</div><div>Page 56</div><div>Page 57</div><div>Page 58</div><div>Page 59</div><div>Page 60</div><div>Page 61</div><div>Page 62</div><div>Page 63</div><div>Page 64</div><div>Page 65</div><div>Page 66</div><div>Page 67</div><div>Page 68</div><div>Page 69</div><div>Page 70</div><div>Page 71</div><div>Page 72</div><div>Page 73</div><div>Page 74</div><div>Page 75</div><div>Page 76</div><div>Page 77</div><div>Page 78</div><div>Page 79</div><div>Page 80</div><div>Page 81</div><div>Page 82</div><div>Page 83</div><div>Page 84</div><div>Page 85</div><div>Page 86</div><div>Page 87</div><div>Page 88</div><div>Page 89</div><div>Page 90</div><div>Page 91</div><div>Page 92</div><div>Page 93</div><div>Page 94</div><div>Page 95</div><div>Page 96</div><div>Page 97</div><div>Page 98</div><div>Page 99</div><div>Page 100</div></div></div></div>	<div><div>Amazon Basics Ceramic Space Heater with Adjustable Thermostat - User Manual & Safety Guide</div><div>User manual for the Amazon Basics Ceramic Space Heater with Adjustable Thermostat (1800W). Contains safety instructions, operating guidelines, specifications, and troubleshooting for household use in dry indoor areas.</div></div>
<div><div>amazon basics</div><div></div><div><div>Portable Air Conditioner with Heat Pump</div><div>Climateiseur Portable avec Pompe à Chaleur</div><div>Anwendungsbereich: Portable mit Funktion der Luftabkühlung</div></div></div>	<div><div>Amazon Basics Portable Air Conditioner with Heat Pump User Manual</div><div>This manual provides instructions for the Amazon Basics Portable Air Conditioner with Heat Pump, including setup, operation, safety precautions, and maintenance. Learn how to install and use your portable AC unit effectively.</div></div>