

Theefun 6008

Theefun Magnetic Building Blocks 100-Piece Set Instruction Manual

Model: 6008

1. INTRODUCTION

Thank you for choosing the Theefun Magnetic Building Blocks 100-Piece Set. This educational toy is designed to stimulate creativity and enhance developmental skills in children aged 3 and above. The set features durable, powerful magnetic tiles that allow for stable and imaginative constructions, from simple shapes to complex structures like castles and vehicles.

This manual provides essential information on the product's components, safety guidelines, setup, operation, maintenance, and troubleshooting. Please read it carefully to ensure a safe and enjoyable experience.



Image 1.1: The Theefun Magnetic Building Blocks 100-Piece Set, showcasing various colorful magnetic tiles and accessories arranged into different structures, including a house, a Ferris wheel, and a vehicle.

2. SAFETY INFORMATION

Your child's safety is our top priority. Please observe the following safety guidelines:

- **Age Recommendation:** This product is suitable for children aged 3 years and older. Small parts may pose a choking hazard for younger children.
- **Material Safety:** The magnetic building blocks are made from smooth, high-quality, non-toxic ABS plastic, ensuring they are safe for play.
- **Supervision:** Adult supervision is recommended during play, especially for younger children, to ensure proper use and prevent misuse.
- **Magnet Safety:** The magnets are securely enclosed within the plastic tiles. Do not attempt to open or dismantle the tiles, as ingested magnets can be harmful.
- **Inspection:** Before each use, inspect all pieces for any damage or loose parts. Discontinue use if any piece is broken or compromised.



Image 2.1: A collage highlighting the safety features of the magnetic blocks, including 'Safe and non-toxic' materials (ABS plastic pellets), 'Strong Magnetism' demonstrated by connected tiles, 'Smooth Edges' for child safety, and 'Colorful Color' for engaging play. Certifications like CE, EN71, and BPA-FREE are also visible.

3. SETUP AND PACKAGE CONTENTS

Before beginning play, ensure all components are present and undamaged. The 100-piece set includes the following:

- **Magnetic Tiles (50 pieces):**
 - 28 Square Tiles (various colors)
 - 14 Triangular Tiles (various colors)
 - 4 Long Triangular Tiles (red)
 - 2 Trapezoid Tiles (yellow)
 - 2 Hexagon Tiles (yellow)
- **Special Tiles & Accessories:**

- 15 Window Square Tiles (blue, green, purple)
 - 2 Car Wheel Bases
 - 1 Giant Ferris Wheel Base (purple oval)
 - 1 Giant Ferris Wheel Support (clear plastic)
 - 2 White Connectors
 - 2 White Wheel Hubs
- 1 Storage Bag
 - 1 Instruction Booklet (this manual)

100 Pieces Part List (50 Magnetic Tiles)

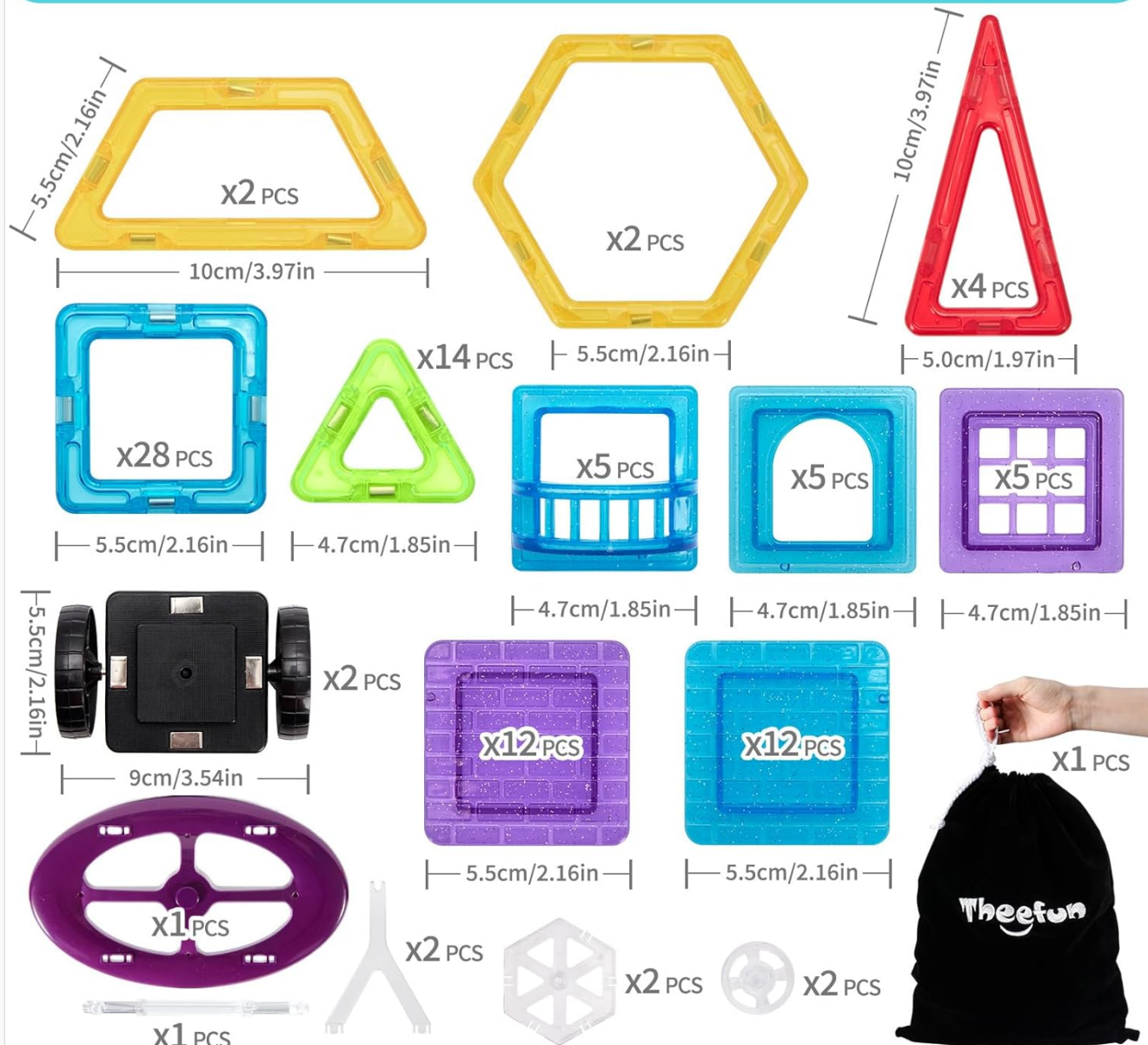


Image 3.1: A visual representation of the 100-piece set's components, detailing the quantity and dimensions of each magnetic tile shape (trapezoids, hexagons, long triangles, squares, triangles, window squares) and accessories like car wheels, Ferris wheel parts, and the storage bag.

4. OPERATING INSTRUCTIONS

The Theefun Magnetic Building Blocks are designed for intuitive and creative play. Follow these general guidelines to begin building:

4.1 Basic Construction

1. **Connect Tiles:** Simply bring the edges of two magnetic tiles together. The strong magnets will attract and connect them.
2. **Form Flat Shapes:** Start by creating 2D shapes on a flat surface, such as squares, triangles, or hexagons.
3. **Build 3D Structures:** Once comfortable with 2D shapes, lift the connected tiles to form 3D structures. The magnets allow for easy folding and shaping into cubes, pyramids, and more complex designs.
4. **Utilize Special Tiles:** Incorporate window squares to add architectural details to houses or castles.

4.2 Advanced Building with Accessories

- **Car Wheels:** Attach magnetic tiles to the car wheel bases to construct various vehicles like cars, trucks, or excavators.
- **Ferris Wheel:** Use the Ferris wheel base, support, and magnetic tiles to assemble a rotating Ferris wheel. Refer to the included instruction booklet for specific assembly steps for the Ferris wheel.
- **Creative Play:** Encourage children to experiment with different combinations and designs. The set supports the development of kinetic intelligence, coordination, and problem-solving skills.

How to pLay



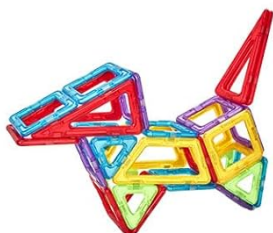
Castle



Excavator




Ferris Wheel



Horse



Car



Satellite

Image 4.1: A visual guide demonstrating how to play with the magnetic blocks, showing step-by-step construction from flat shapes to 3D structures. Examples of completed models include a castle, excavator, Ferris wheel, horse, car, and satellite.



Image 4.2: Two children engaged in building with the magnetic blocks, demonstrating the interactive and educational nature of the toy. One child is holding a square tile, while the other is assembling a structure.

5. MAINTENANCE

Proper care will extend the life of your Theefun Magnetic Building Blocks:

- **Cleaning:** Wipe the magnetic tiles with a soft, damp cloth. Do not submerge them in water or use harsh cleaning agents, as this may damage the magnets or plastic.
- **Storage:** Store all pieces in the provided storage bag or a designated container when not in use to prevent loss and keep them clean. Keep them away from extreme temperatures and direct sunlight.
- **Inspection:** Regularly check for any signs of wear, cracks, or damage to the plastic tiles. If any piece is damaged, remove it from play to prevent potential hazards.

6. TROUBLESHOOTING

If you encounter any issues with your magnetic building blocks, consider the following:

- **Weak Connections:** Ensure the magnetic tiles are properly aligned. The magnets are designed to connect strongly when edges meet. If connections seem weak, check if any foreign objects are interfering with the magnetic surfaces.
- **Missing Pieces:** Refer to the 'Package Contents' section to verify all pieces were received. If a piece is missing upon opening the package, contact customer support.
- **Damaged Pieces:** If any piece arrives damaged or becomes damaged during normal play, discontinue use of that piece and contact customer support for assistance.

7. SPECIFICATIONS

Feature	Specification
Product Dimensions	30.2 x 24 x 6.8 cm
Product Weight	980 grams
Manufacturer Recommended Age	12 months and up (Note: Product feature bullets recommend 3 years and up for play)
Educational Value	Building skills, Imagination development, Creative thinking
Manufacturer Reference	6008
Number of Players	1-4
Number of Pieces	100
Assembly Required	No (referring to individual tiles, structures require assembly)
Batteries Required/Included	No
Main Material	Plastic (ABS)
Color	Multicolor
Special Feature	Non-toxic
Model Name	Theefun Magnetic Building Blocks

8. WARRANTY AND SUPPORT

Theefun products are manufactured with quality and customer satisfaction in mind. For specific warranty details, please refer to the documentation included with your purchase or visit the official Theefun website.

If you have any questions, concerns, or require assistance with your Theefun Magnetic Building Blocks, please contact our customer support team. Contact information can typically be found on the product packaging or the official Theefun website.

