

[manuals.plus](#) /

- › [Maxell](#) /
- › [Maxell Bass 13 Headphones with Microphone User Manual](#)

Maxell 199840

Maxell Bass 13 Headphones with Microphone User Manual

Model: 199840

INTRODUCTION

Thank you for choosing the Maxell Bass 13 Headphones. These headphones are designed to provide a clear audio experience with enhanced bass, featuring an in-line microphone for convenient communication. This manual provides essential information for setup, operation, and maintenance to ensure optimal performance.





Image: Front view of the Maxell Bass 13 Headphones, showcasing the full-cup design and black finish.

PACKAGE CONTENTS

- Maxell Bass 13 Headphones with integrated 4 ft cord and in-line microphone

PRODUCT FEATURES

The Maxell Bass 13 Headphones are equipped with several features for an enhanced listening experience:

- **Full-Cup Design:** Provides comprehensive ear coverage for immersive sound.
- **40mm Drivers:** Deliver powerful audio with clear sound and enhanced bass.
- **In-line Microphone:** Enables hands-free calling and voice commands.
- **Adjustable Headband:** Ensures a comfortable and secure fit for various head sizes.
- **Soft Cushioned Earpads:** Designed for comfort during extended use and to assist in blocking external noise.

Lightweight, Comfort Fit

Noise Isolating Ear Pads

40mm Heavy Bass
Drivers

Hands Free Built-in Mic



Image: Maxell Bass 13 Headphones with callouts for Lightweight, Comfort Fit, Noise Isolating Ear Pads, 40mm Heavy Bass Drivers, and Hands-Free Built-in Mic.

Maxell Bass13 Headphones are designed for the perfect Heavy Bass Experience that delivers an immersive full range of sound. The comfort fit ear pads seal in the booming sound while blocking out unwanted background noise.



Image: Maxell Bass 13 Headphones with icons representing Extreme Bass, Built-in Mic, Noise Isolating, and Lightweight Comfort Fit.

SETUP INSTRUCTIONS

1. **Unpack:** Carefully remove the headphones from their packaging.
2. **Adjust Headband:** Gently extend or retract the headband slides to fit your head comfortably. The earpads should fully cover your ears without excessive pressure.
3. **Connect to Device:** Insert the 3.5mm audio jack located at the end of the headphone cord into the corresponding audio port on your device (e.g., smartphone, tablet, laptop, MP3 player). Ensure the jack is fully inserted for proper audio transmission.
4. **Volume Control:** Adjust the volume on your connected device to a comfortable listening level before placing the headphones on your ears.



Image: A person wearing the Maxell Bass 13 Headphones, demonstrating proper fit and usage.

OPERATING INSTRUCTIONS

Audio Playback

Once connected, your headphones will play audio from your device. Control playback (play/pause, skip tracks) and volume directly from your connected device.

Using the In-line Microphone

The Maxell Bass 13 Headphones feature an in-line microphone for hands-free communication.

- **Answering/Ending Calls:** Press the button on the in-line control to answer an incoming call. Press it again to end the call.
- **Voice Assistant:** On compatible devices, a long press of the button may activate your device's voice assistant.

INLINE MIC FOR TAKING/MAKING CALLS



Image: Close-up view of the in-line control with a button and a small hole indicating the built-in microphone.

CARE AND MAINTENANCE

- **Cleaning:** Use a soft, dry cloth to clean the exterior of the headphones. Do not use liquid cleaners or solvents.
- **Storage:** Store the headphones in a clean, dry place away from extreme temperatures and direct sunlight. Avoid tangling the cord.
- **Handling:** Do not pull on the cord to disconnect the headphones. Always grasp the 3.5mm jack directly. Avoid dropping the headphones or exposing them to excessive force.



Image: Maxell Bass 13 Headphones shown in a lifestyle context with fitness items, suggesting their suitability for active use.

TROUBLESHOOTING

Problem	Possible Solution
No sound or low volume	Ensure the 3.5mm jack is fully inserted into your device. Check the volume level on your connected device. Test with another audio source or device to rule out device issues.
Microphone not working	Ensure the headphones are properly connected. Check your device's audio settings to ensure the external microphone is selected. Test with another application or device.

Problem	Possible Solution
Sound distortion	Lower the volume on your device. Ensure the audio source is not corrupted. Test with another audio source or device.







SPECIFICATIONS

Feature	Detail
Model Number	199840
Connectivity Technology	Wired
Headphones Jack	3.5 mm Jack
Audio Driver Size	40 mm
Frequency Range	20 Hz - 20,000 Hz
Impedance	140 Ohm
Noise Control	Sound Isolation
Special Feature	Microphone Included
Material	Plastic
Item Weight	8 ounces (0.5 Pounds)
Product Dimensions	10.5 x 3.25 x 7.75 inches
Color	Black

WARRANTY AND SUPPORT

Maxell products are manufactured to high-quality standards. For information regarding warranty coverage and customer support, please refer to the warranty card included with your purchase or visit the official Maxell website. Keep your proof of purchase for warranty claims.



	<p>Maxell Bass 13 Bluetooth Headphones User Manual</p> <p>Comprehensive user manual for the Maxell Bass 13 Bluetooth Headphones (Model B13-HD1). This guide covers product specifications, Bluetooth pairing, music playback controls, call management, safety warnings, and proper disposal procedures.</p>
	<p>Maxell B13-TW Bass True Wireless Earbuds - User Manual & Specifications</p> <p>User guide and specifications for the Maxell B13-TW Bass True Wireless earbuds, detailing features, operation, and compliance information.</p>
	<p>Maxell Airlink Air Conduction Headphones User Manual (Model EB-ALBT140)</p> <p>A comprehensive user manual for the Maxell Airlink Air Conduction Headphones (Model EB-ALBT140). This guide provides detailed information on package contents, button functions, controls for power, Bluetooth pairing, music playback, calls, voice assistant, charging, how to wear the headphones, technical specifications, and important safety precautions.</p>
	<p>Maxell AirLink Air Conduction Headphones User Manual</p> <p>User manual for the Maxell AirLink Air Conduction Headphones, covering package contents, button functions, controls, charging, wearing instructions, specifications, and important safety precautions.</p>
	<p>Maxell MXH-BTGD50 Bluetooth Wireless Earphones User Manual</p> <p>User manual for the Maxell MXH-BTGD50 Bluetooth wireless earphones, covering setup, usage, safety precautions, troubleshooting, and specifications.</p>
	<p>Maxell Bass EB2 Bluetooth Earphones User Manual Specifications & Operation</p> <p>Get detailed information on Maxell Bass EB2 Bluetooth Earphones. This user manual covers setup, charging, Bluetooth pairing, music playback, call handling, safety warnings, warranty, and FCC compliance for model B13-EB2.</p>