

Rii RM400

Rii RK400+ Rainbow Backlit Gaming Keyboard and Mouse Combo User Manual

Model: RM400

1. INTRODUCTION

This Rii RM400 rainbow backlit gaming keyboard and mouse combo is designed for all your gaming and daily computing needs. It features a gaming mouse with 3 preset DPI functions (1000, 1600, and 2000 DPI) for adjustable sensitivity. The wired keyboard offers mechanical-feel keys with vibrant 7-color rainbow backlighting, ideal for use in low-light conditions. This plug-and-play combo is compatible with most devices equipped with a USB port.

Key features include:

- 7-color backlit keyboard and mouse.
- Keys designed for long lifespan and satisfying tactile feedback.
- Ergonomic keyboard and mouse design for enhanced comfort during use.
- Laser-engraved keys with a special coating for comfortable typing.
- Integrated multimedia keys for music and volume control.
- Mouse with 3 preset DPI levels (1000, 1600, and 2000).



Image 1.1: The Rii RK400+ Rainbow Backlit Gaming Keyboard and Mouse Combo, showcasing its vibrant illumination.

2. PACKAGE CONTENTS

Please ensure all items are present in the package:

- Rii RK400+ Rainbow Backlit Gaming Keyboard
- Rii Gaming Mouse (3-DPI adjustable)
- User Manual

3. SETUP

The Rii RK400+ combo is designed for simple plug-and-play installation.

1. Locate an available USB port on your computer.
2. Connect the USB cable from the Rii keyboard to the USB port.
3. Connect the USB cable from the Rii mouse to another available USB port.
4. Your operating system should automatically detect and install the necessary drivers. No additional software installation is typically required.

System Requirements: PC with USB port, Windows 7/8/10/XP/Vista, or compatible Linux/Mac systems.

4. OPERATING INSTRUCTIONS

4.1 Keyboard Features

- **Rainbow Backlighting:** The keyboard features a dynamic 7-color rainbow backlight.
- **Anti-Ghosting:** Equipped with 19 anti-ghosting keys to ensure accurate input during intense gaming sessions.
- **Multimedia Keys:** 12 dedicated multimedia function keys for quick access to media controls and common applications.
- **Ergonomic Design:** Designed for comfort during extended use.

19 teclas anti-ghosting



12 Teclas multimedia



Image 4.1: The Rii RK400+ keyboard highlighting 19 anti-ghosting keys and 12 multimedia keys with their functions.

4.2 Mouse Features

- **Adjustable DPI:** Cycle through 3 preset DPI levels (1000, 1600, 2000) using the dedicated DPI button on the mouse to adjust cursor sensitivity.
- **Optical Tracking:** Provides precise and responsive cursor control.
- **Ergonomic Design:** Shaped for comfortable grip and reduced hand fatigue.

4.3 Backlight Control (Keyboard)

Control the keyboard's rainbow backlighting using the following key combinations:

- **FN + *** (Sun icon key): Adjust backlight brightness.
- ***** (Sun icon key) alone: Toggle backlight ON/OFF.
- ***** (Sun icon key) with 2 modes: Cycle through different backlight modes.



Image 4.2: Keyboard keys for controlling backlight brightness, modes, and power.

4.4 Multimedia Keys (Keyboard)

Access multimedia functions by pressing the **FN** key in combination with the corresponding F-keys:

- **FN + F1:** Music Player
- **FN + F2:** Volume Down
- **FN + F3:** Volume Up
- **FN + F4:** Mute
- **FN + F5:** Stop
- **FN + F6:** Previous Track
- **FN + F7:** Play/Pause
- **FN + F8:** Next Track
- **FN + F9:** Email
- **FN + F10:** Home Page
- **FN + F11:** Lock Computer
- **FN + F12:** Calculator

5. MAINTENANCE

To ensure the longevity and optimal performance of your Rii RK400+ combo, follow these maintenance guidelines:

- **Cleaning:** Use a soft, dry cloth to wipe down the keyboard and mouse. For stubborn dirt, slightly dampen the cloth with water. Avoid using harsh chemicals or abrasive cleaners.
- **Spills:** In case of liquid spills, immediately disconnect the device from your computer. Allow it to dry completely before reconnecting.
- **Storage:** Store the device in a cool, dry place away from direct sunlight and extreme temperatures.
- **Avoid Impact:** Do not drop or subject the keyboard and mouse to strong impacts, as this can damage internal components.

6. TROUBLESHOOTING

If you encounter issues with your Rii RK400+ combo, please refer to the following common solutions:

- **Keyboard/Mouse Not Responding:**
 - Ensure both USB cables are securely connected to your computer's USB ports.
 - Try connecting the devices to different USB ports.
 - Restart your computer.
 - Test the keyboard and mouse on another computer to rule out a system-specific issue.
- **Backlight Not Working:**
 - Press the ✱ (Sun icon key) to toggle the backlight ON/OFF.
 - Use **FN + ✱** to adjust brightness.
- **Mouse Cursor Movement is Erratic or Slow:**
 - Clean the optical sensor on the bottom of the mouse.
 - Press the DPI button on the mouse to cycle through different sensitivity settings.
 - Ensure you are using the mouse on a suitable surface (e.g., a mouse pad).
- **Keys Not Registering or Double-Typing:**
 - Check for any debris or foreign objects lodged under the keys.
 - Ensure the keyboard is firmly connected via USB.

7. SPECIFICATIONS

Feature	Specification
Brand	Rii
Model Number	RM400
Connectivity	Wired USB
Color	Black
Keyboard Layout	QWERTY

Feature	Specification
Special Features	Wrist Rest, Rainbow Backlit
Compatible Devices	Personal Computer
Operating Systems	Windows 2000/98/Me/XP/Vista/7/8/10, Linux, Mac
Mouse DPI Levels	1000, 1600, 2000
Mouse Tracking Technology	Optical
Keyboard Key Lifespan	Up to 5 million clicks
Mouse Button Lifespan	Up to 3 million clicks



Image 7.1: Dimensions of the Rii RK400+ keyboard and mouse.

Teclas con hasta 5 millones de Clics de vida útil



Hasta 5.000.000
de pulsaciones



Hasta 3.000.000
de pulsaciones

Ratón con hasta 3 millones de Clics de vida útil

Image 7.2: Indication of keyboard key lifespan (up to 5 million clicks) and mouse button lifespan (up to 3 million clicks).








8. WARRANTY INFORMATION

Rii products are manufactured to high-quality standards. Specific warranty details may vary by region and retailer. Please retain your proof of purchase for any warranty claims. For detailed warranty information, refer to the documentation provided with your purchase or contact your retailer.

9. SUPPORT

For further assistance, technical support, or inquiries regarding your Rii RK400+ Gaming Keyboard and Mouse Combo, please visit the official Rii website or contact your point of purchase. Support resources may include FAQs, driver downloads, and contact information for customer service.

Related Documents - RM400

	<p>Rii RK100 Colourful LED Backlit Multimedia Gaming Keyboard - Product Overview</p> <p>Explore the Rii RK100, a colourful LED backlit multimedia gaming keyboard. This document details its specifications, system requirements, interface, LED backlight controls, and multimedia key functions. Includes package contents and contact information for Delton.</p>
	<p>Rii i8 Plus Mini Keyboard: Features, Layout, and Usage Guide</p> <p>A comprehensive guide to the Rii i8 Plus Mini Keyboard, detailing its multimedia functions, touchpad gestures, special keys, and full QWERTY layout for optimal use.</p>
<p>Dual Mode Multimedia Keyboard Touchpad Combo K06 Installation & User Manual</p> 	<p>Rii K06 Dual Mode Multimedia Keyboard Touchpad Combo Installation and User Manual</p> <p>This manual provides installation and user instructions for the Rii K06 Dual Mode Multimedia Keyboard Touchpad Combo, covering Bluetooth and 2.4G wireless connectivity, LED indicators, shortcut keys, and maintenance.</p>
<p> toetsenbord.nl</p> <p>Rii Mini RT-MWK01 [2.4GHz] User's Manual Ver.2.0*</p> 	<p>Rii Mini RT-MWK01 [2.4GHz] User's Manual</p> <p>User's manual for the Rii Mini RT-MWK01 2.4GHz wireless keyboard, featuring a QWERTY layout, 27 LED backlighting, a touchpad, and a laser pointer. Includes safety precautions, operating instructions, maintenance, and troubleshooting.</p>
	<p>Rii RK200 2.4G Wireless Keyboard and Mouse Combo - User Manual</p> <p>Official manual for the Rii RK200 2.4G Wireless Keyboard and Mouse Combo, detailing features, specifications, package contents, and FCC compliance information.</p>
<p>Dual Mode Multimedia Keyboard USER MANUAL</p> 	<p>Rii RT518S Dual Mode Multimedia Keyboard User Manual</p> <p>User manual for the Rii RT518S Dual Mode Multimedia Keyboard, detailing features, specifications, setup, operation, and troubleshooting for use with Smart TVs, PCs, tablets, and mobile devices.</p>

Documents - Rii – RM400

no relevant documents