

THQ Nordic 811994021786

THQ Nordic 8 To Glory PlayStation 4 Official Instruction Manual

1. INTRODUCTION

Welcome to 8 To Glory, the official game of the Professional Bull Riders (PBR) series for PlayStation 4. This manual provides essential information to help you set up, operate, and maintain your game, ensuring an optimal and immersive bull riding experience. Please read through these instructions carefully to understand all game features and ensure proper usage.

8 To Glory allows players to choose their favorite PBR rider, customize their gear, and compete in the real 25th PBR Premier Series season. The game features 27 events across the United States, culminating in the PBR World Finals in Las Vegas. Engage in Campaign Mode, which uses authentic PBR event scoring, or challenge a friend in local multiplayer Versus Mode, where one player controls the rider and the other controls the bull.

2. SETUP

2.1. System Requirements

- **Console:** PlayStation 4 system
- **Storage:** Sufficient free space on your PlayStation 4 hard drive for game installation and updates.
- **Controller:** PlayStation 4 DualShock 4 wireless controller

2.2. Game Installation

1. Insert the 8 To Glory game disc into your PlayStation 4 console's disc drive.
2. The system will automatically begin the installation process. Follow any on-screen prompts.
3. Once the installation is complete, the game icon will appear on your PlayStation 4 home screen.

4. Ensure your PlayStation 4 system software is up to date for optimal performance.

2.3. Initial Launch

Select the 8 To Glory icon from your PlayStation 4 home screen to launch the game. The game may download additional updates or content upon first launch. An internet connection may be required for these updates.

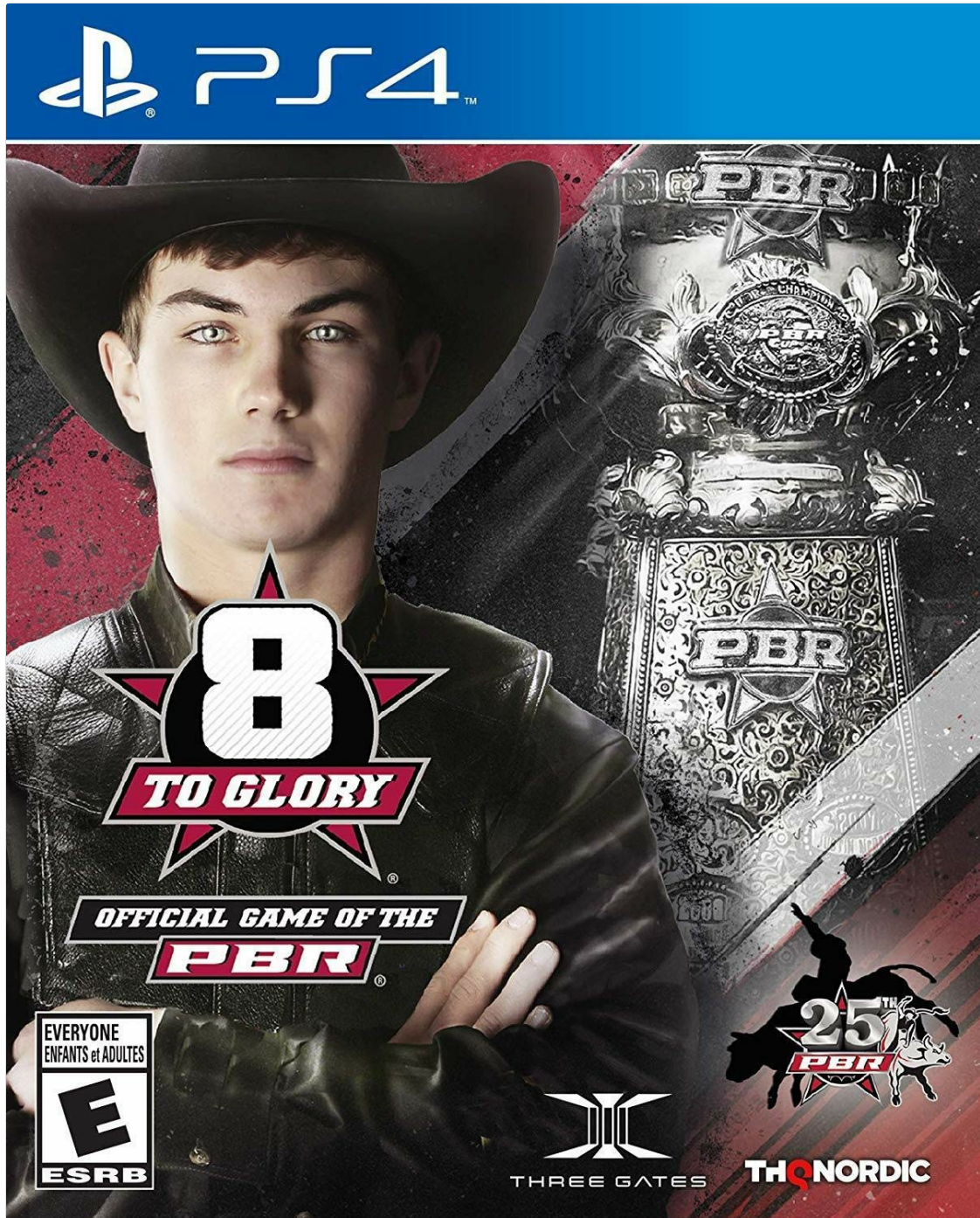


Figure 2.3.1: The official game cover for 8 To Glory on PlayStation 4, featuring a bull rider and the game logo.

3. OPERATING INSTRUCTIONS (GAMEPLAY)

3.1. Main Menu Navigation

Use the left analog stick or D-pad on your DualShock 4 controller to navigate menu options. Press the **X** button to select an option and the **O** button to go back.

3.2. Campaign Mode

In Campaign Mode, you will follow the real 25th PBR Premier Series season. Compete in 27 events across the US, aiming to reach the PBR World Finals in Las Vegas. Your performance is scored based on authentic PBR event rules, allowing you to track your progress against the competition and in the season standings.

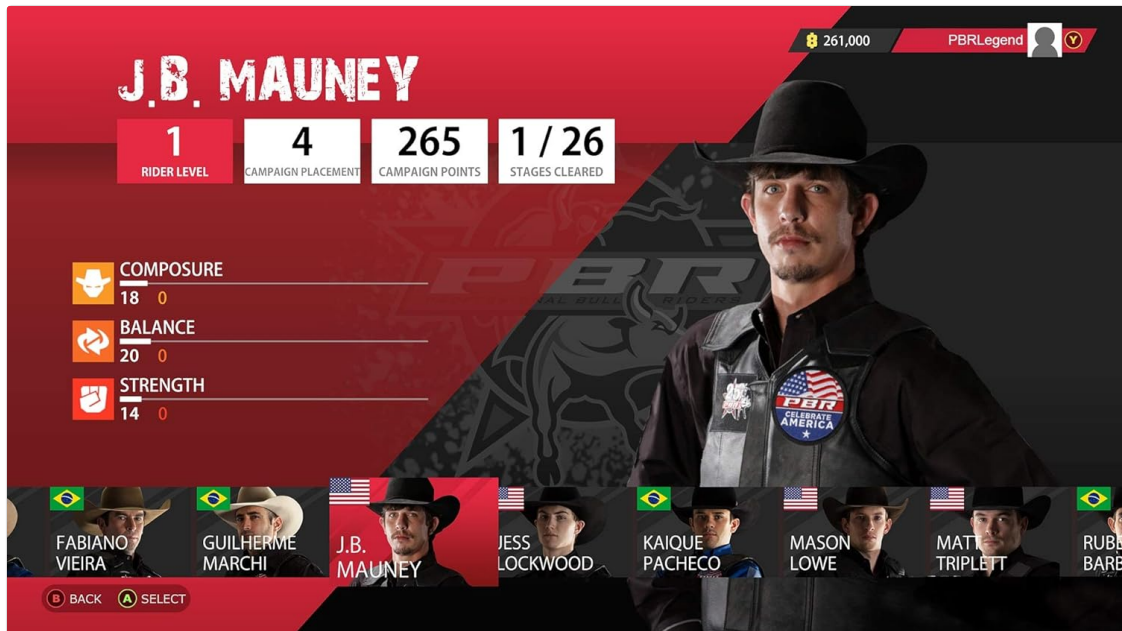


Figure 3.2.1: The rider selection screen, displaying various professional bull riders including J.B. Mauney, along with their stats like composure, balance, and strength.

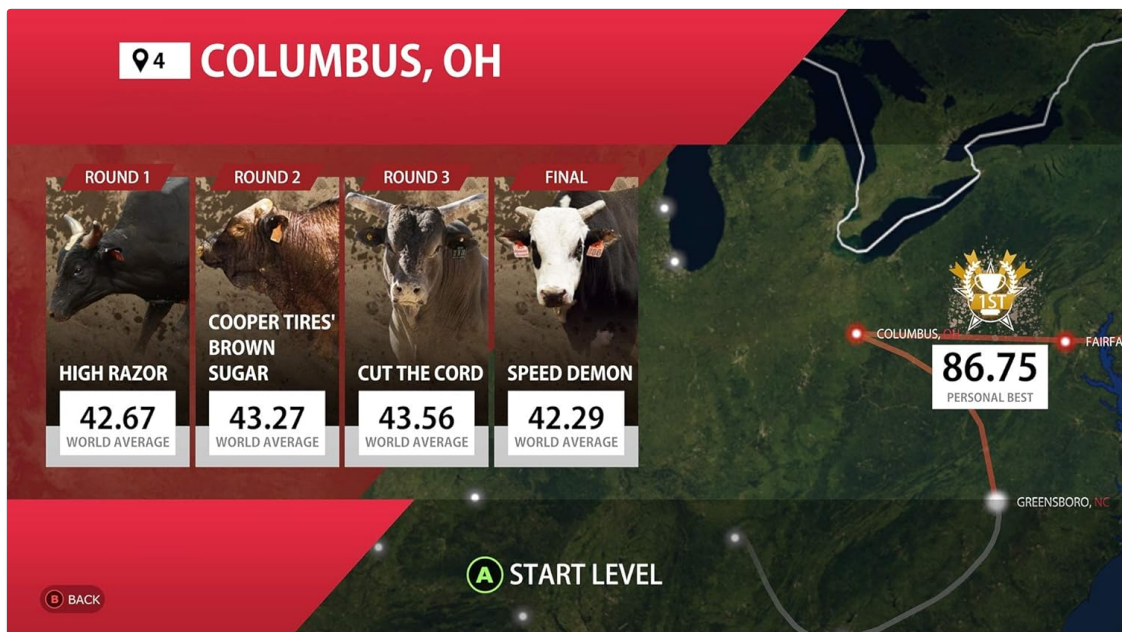


Figure 3.2.2: An in-game map showing event locations, with Columbus, OH highlighted, indicating different rounds and bulls for the event.

3.3. Local Multiplayer Versus Mode

Engage in head-to-head competition with a friend. One player assumes the role of the rider, while the other controls the bull. This mode offers a unique dynamic where players can experience both sides of the bull riding challenge.




Figure 3.3.1: The bull selection screen, featuring various bulls with their stats, such as Hurricane Hustler, for players to choose from in Arcade mode.

3.4. Gameplay Mechanics

- **Rider Controls:** As the rider, your objective is to stay on the bull for the required duration, performing spur moves and maintaining balance. Specific button prompts will appear on-screen to guide your actions.
- **Bull Controls:** When controlling the bull in Versus Mode, your goal is to dislodge the rider. Utilize complex spur moves and maneuvers to challenge the rider's ability to stay mounted.
- **Booster Pack System:** The game features an in-game Booster Pack system. These packs reward you with gear to outfit your rider, which can boost your stats and improve your performance in events.
- **Rankest Bulls:** Compete against the most challenging bulls in the PBR circuit. Each bull has unique characteristics and difficulty levels.




Figure 3.4.1: A dynamic in-game shot of a rider successfully staying on a bucking bull in the arena, with event branding visible.



Figure 3.4.2: An alternative perspective of a rider on a bull during a competition, showcasing the intensity of the event.




Figure 3.4.3: A close-up view of a rider on a bull, with a glowing ring on the ground indicating the active area of play.



Figure 3.4.4: An image depicting a bull in the arena, surrounded by handlers, preparing for or concluding a ride.

4. MAINTENANCE

4.1. Game Disc Care

- Always handle the game disc by its edges to avoid fingerprints and scratches.
- Store the disc in its original case when not in use.
- Clean the disc with a soft, lint-free cloth, wiping from the center outwards if necessary. Do not use abrasive cleaners.

4.2. Software Updates

Regularly check for and install game updates and PlayStation 4 system software updates. These updates often include performance improvements, bug fixes, and new features that enhance your gaming experience.

4.3. Saving Game Progress

The game automatically saves your progress at key points. Ensure you do not turn off your console during a save operation to prevent data corruption. You can also manually save your game through the in-game menu if available.

5. TROUBLESHOOTING

If you encounter any issues while playing 8 To Glory, please refer to the following troubleshooting steps:

- **Game Not Loading:** Ensure the game disc is clean and properly inserted into the console. Restart your PlayStation 4 system.
- **Game Freezing/Crashing:** Close the application and restart the game. Ensure your PlayStation 4 system software and the game itself are fully updated. Clear the system cache if the problem persists.
- **Controller Issues:** Ensure your DualShock 4 controller is fully charged and properly connected to the PlayStation 4. Try resetting the controller.
- **Graphical or Audio Glitches:** Restart the game and your console. Check your console's display and audio settings.

For further assistance, please consult the official PlayStation support resources or the THQ Nordic support website.

6. SPECIFICATIONS

| Feature | Detail |
|--------------------|--------------------------------|
| Product Title | 8 To Glory PS4 - PlayStation 4 |
| Brand | THQ Nordic |
| Model Number | 811994021786 |
| Platform | PlayStation 4 |
| UPC | 811994021786 |
| Release Date | October 30, 2018 |
| Manufacturer | THQ |
| Item Weight | 2.4 ounces |
| Package Dimensions | 6.7 x 5.2 x 0.6 inches |
| ESRB Rating | Everyone |

7. OFFICIAL PRODUCT VIDEOS

No official product videos from the seller were provided in the product data for this manual.

8. WARRANTY AND SUPPORT

For information regarding product warranty, please refer to the documentation included with your game purchase or visit the official THQ Nordic website. For technical support or gameplay assistance, please contact THQ Nordic customer support through their official channels.