

## Beamz SlimPar30

# BeamZ SLIMPAR 30 LED PAR Projector

MODEL: SLIMPAR30 (REF. 150902)

## 1. Introduction

Thank you for purchasing the BeamZ SLIMPAR 30 LED PAR Projector. This compact and powerful lighting fixture is designed for a variety of applications, from stage lighting to architectural uplighting. It features 6 high-power 3W RGB LEDs, offering vibrant color mixing and a range of dynamic effects. This manual provides essential information for safe operation, setup, and maintenance of your device.

Key features include DMX control, multiple pre-programmed shows, sound-activated mode with adjustable sensitivity, and an auto mode with adjustable speed. Its robust design and versatile functionality make it an ideal choice for DJs, bands, event organizers, and venues.



Image 1.1: The BeamZ SLIMPAR 30 LED PAR Projector, showcasing its compact design and six bright green LEDs.

## 2. Safety Instructions

**WARNING:** To reduce the risk of electric shock, do not open this unit. There are no user-serviceable parts inside. Refer all servicing to qualified service personnel.

- Read this manual thoroughly before operating the unit.
- Keep this manual for future reference.
- Always connect the unit to a grounded power outlet.

- Disconnect from mains power before cleaning or servicing.
- Do not expose the unit to rain or moisture.
- Ensure adequate ventilation around the unit.
- Do not look directly into the light source when the unit is on.
- Use only the specified voltage (230Vac / 50Hz).

### 3. Package Contents

Upon opening the box, ensure all items listed below are present and in good condition:

- 1x BeamZ SLIMPAR 30 LED PAR Projector
- 1x Double Mounting Bracket
- 1x Power Cable
- 1x User Manual (this document)
- 1x IRC Remote Control (if included with your specific package)

If any items are missing or damaged, please contact your dealer immediately.

### 4. Setup

#### 4.1 Mounting

The SLIMPAR 30 comes with a double mounting bracket for versatile positioning. It can be placed on a flat surface, mounted to a truss using a clamp (not included), or attached to a wall/ceiling.

- Ensure the mounting surface or truss can support the weight of the fixture.
- Always use a safety cable when mounting overhead.
- Adjust the bracket to the desired angle and secure it with the locking knobs.

#### 4.2 Power Connection

Connect the supplied power cable to the power input on the rear of the unit and then to a suitable 230Vac / 50Hz grounded power outlet.

#### 4.3 DMX Connection (Optional)

For DMX control, connect a 3-pin XLR DMX cable from your DMX controller's output to the DMX IN port of the SLIMPAR 30. For multiple units, daisy-chain them by connecting the DMX OUT of the first unit to the DMX IN of the next, and so on.



Image 4.1: Rear view of the BeamZ SLIMPAR 30, showing the control panel with LED display, DMX input/output, and power connection.

### 5. Operating

#### 5.1 Control Panel Overview

The SLIMPAR 30 features a 4-digit LED display and four control buttons on its rear panel:

- **MENU:** Cycles through the main menu options.
- **UP/DOWN:** Navigates through sub-menus or adjusts parameter values.
- **ENTER:** Confirms the selected option or value.

## 5.2 Operating Modes

The SLIMPAR 30 offers several operating modes:

- **DMX Mode:** Allows control via an external DMX controller. Select the desired DMX channel mode (3, 4, or 7 channels) and set the DMX address.
- **Auto Mode:** The unit runs through pre-programmed light shows automatically. Speed can be adjusted.
- **Sound-Activated Mode:** The light shows react to music or sound detected by the built-in microphone. Sensitivity can be adjusted.
- **Master/Slave Mode:** Link multiple SLIMPAR 30 units together. One unit acts as the master, controlling all other slave units.
- **Manual Color Mode:** Allows direct selection of static colors or manual mixing of RGB values.

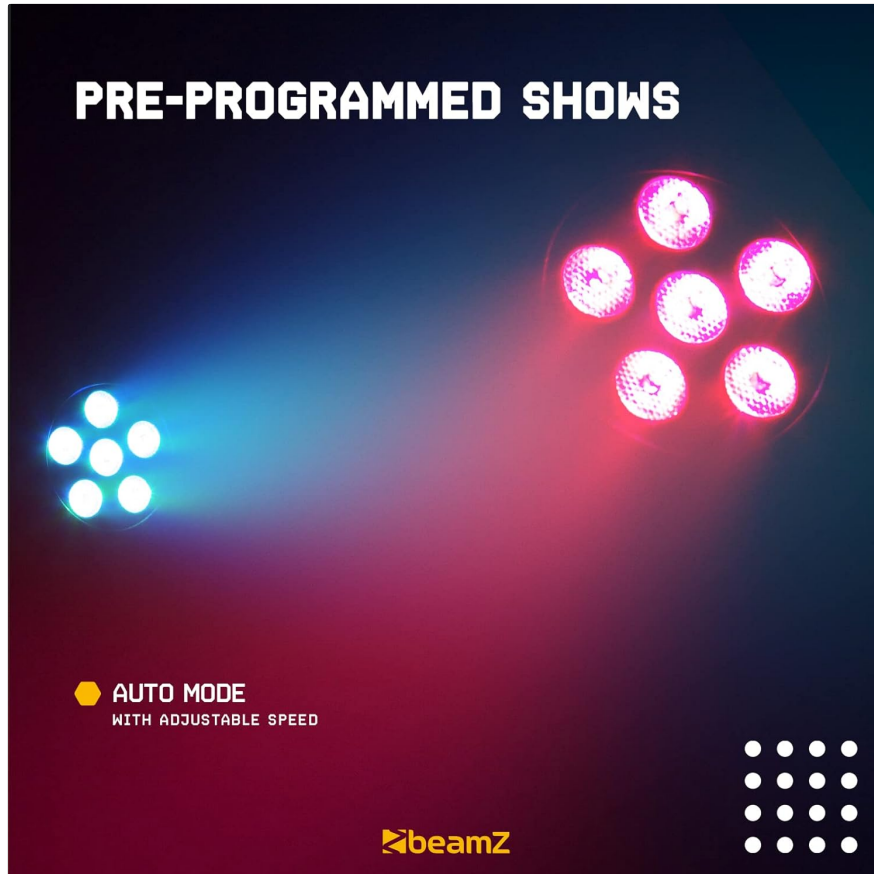




Image 5.1: Visual representation of the BeamZ SLIMPAR 30's pre-programmed shows and auto mode with adjustable speed, demonstrating dynamic lighting effects.



*Image 5.2: The BeamZ SLIMPAR 30 demonstrating its ability to produce various colored lighting effects, suitable for different event atmospheres.*



*Image 5.3: The BeamZ SLIMPAR 30 effectively illuminating a room, showcasing its suitability for architectural and event lighting.*

### **5.3 Remote Control (IRC)**

If your package includes the IRC remote control, you can conveniently operate the SLIMPAR 30 from a distance. The remote allows access to various functions such as mode selection (Auto, Sound, DMX), color selection, strobe, and blackout.



Image 5.4: The IRC remote control for the BeamZ SLIMPAR 30, showing buttons for various functions like auto mode, sound mode, DMX, color selection, and strobe.

## 6. Maintenance

### 6.1 Cleaning

Regular cleaning helps maintain optimal light output and extends the lifespan of the unit.

- Always disconnect the unit from power before cleaning.
- Use a soft, lint-free cloth to wipe the exterior casing.
- Clean the lens regularly with a soft cloth and a mild glass cleaner to ensure clear light projection.
- Do not use abrasive cleaners or solvents.

### 6.2 Storage

When not in use, store the unit in a dry, dust-free environment, preferably in its original packaging or a suitable carrying case.

## 7. Troubleshooting

Problem	Possible Cause	Solution
No power	Power cable disconnected; no power from outlet.	Check power cable connection; test outlet with another device.
No light output	Unit in blackout mode; incorrect DMX setting; internal fault.	Check remote/control panel for blackout; verify DMX address/mode; contact support if fault persists.
DMX not working	Incorrect DMX address; wrong DMX mode; faulty cable; DMX terminator missing.	Verify DMX address and channel mode; check DMX cables; use a DMX terminator on the last unit.
Sound mode not reacting	Sensitivity too low; no sound input.	Increase sound sensitivity; ensure sound source is loud enough and close to the unit.

If the problem persists after trying these solutions, please contact BeamZ customer support or your dealer.

## 8. Specifications

Feature	Detail
Light Source	6 x 3W 3-in-1 RGB LEDs
Beam Angle	12°
Field Angle	29°
Luminous Intensity	3642 lx @ 1m
Flash Speed	1 - 21 fps



Feature	Detail
DMX Channels	3, 4, or 7 channels
DMX Connection	3-pin XLR In/Out
Operating Modes	DMX, Auto, Sound-Activated, Master/Slave, Manual Color
Power Supply	230Vac / 50Hz
Power Consumption	18 Watts (Max)
Dimensions (L x W x H)	13 x 8.5 x 12.5 cm
Weight	0.25 kg (250 g)
Manufacturer	Tronios B.V.
Model Number	SlimPar30 (Ref. 150902)







### 9. Warranty and Support


This product is covered by a manufacturer's warranty against defects in materials and workmanship. For specific warranty terms and conditions, please refer to the warranty card included with your product or contact your local dealer.

For technical support, troubleshooting assistance, or spare parts, please contact your authorized BeamZ dealer or visit the official BeamZ website for contact information.

Please retain your proof of purchase for any warranty claims.

Related Documents - SlimPar30

	<p><a href="#">BeamZ SlimPar 35 Instruction Manual</a></p> <p>Comprehensive instruction manual for the BeamZ SlimPar 35 LED lighting effect, covering setup, operation, DMX control, safety, and maintenance.</p>
	<p><a href="#">BeamZ Lightbox7 Quick Start Guide: Remote Control, DMX Channels, and Operation</a></p> <p>Comprehensive quick start guide for the BeamZ Lightbox7 LED party light. Learn about remote control functions, DMX channel assignments, modes, and setup for events.</p>
	<p><a href="#">BeamZ RB90 User Manual: Setup, Operation, and Troubleshooting</a></p> <p>Official user manual for the BeamZ RB90 lighting effect. Learn about safety, installation, DMX control, maintenance, and troubleshooting for your BeamZ RB90 device.</p>
	<p><a href="#">BeamZ SB400IP Blinder User Manual</a></p> <p>Comprehensive user manual for the BeamZ SB400IP Blinder, covering safety instructions, unpacking, power supply, rigging, DMX512 and RDM control, IP65 protection, maintenance, troubleshooting, control menu, DMX channels, and technical specifications for professional lighting applications.</p>
	<p><a href="#">BeamZ Cobra 100 Spot Quick Start Guide</a></p> <p>This document provides a quick start guide for the BeamZ Cobra 100 Spot lighting fixture, detailing its control menu options and DMX channel configurations for easy setup and operation.</p>
	<p><a href="#">BeamZ MHL1912 User Manual: LED Wash Moving Head with Zoom</a></p> <p>Official user manual for the BeamZ MHL1912 LED Wash Moving Head with Zoom. Contains detailed instructions for installation, operation, safety, DMX control, cleaning, maintenance, and troubleshooting.</p>



[pdf] User Manual Instructions Warranty

Manual BeamZ SlimPar30 RGB Tronios B V slimpar 30 ref nr 150 902 instruction manual gebruiksaanwijzing bedienungsanleitung de instrucciones manuel d 39 in projecteur par 6x rgb 3w sonomateriel amfile file 1585 product 4245 ||| SlimPar 30 Ref. nr.: 150.902 INSTRUCTION MANUAL GEBRUIKSAANWIJZING BEDIENUNGSANLEITUNG MANUAL DE INSTRU INSTRUKCJA OBSŁUGI V1.2 2 ENGLISH Congratulations to the purchase of this Beamz product. Please read this manual thorough lang:en score:43 filesize: 770.14 K page\_count: 28 document date: 2021-03-16



[pdf] User Manual Quick Start Guide Guide Label

Quick Start Guide Beamz Front Tronios B V Manual BeamZ SlimPar30 UV Immediately upon receiving the product carefully unpack carton check contents to ensui beamz slimpar30 uv led projecteur par 6 leds 2w sonomateriel amfile file 1586 7100 ||| 150.904 V1.2 SLIMPAR 30UV Immediately upon receiving the product, carefully unpack the carton, check the contents to ensure the received in good condition. Notify the shipper immediately and retain packing material for inspection if any parts appear damage fro.. lang:en score:31 filesize: 540.75 K page\_count: 4 document date: 2021-12-15



[pdf] Quick Start Guide Guide Label

Quick Start Guide Beamz Front SlimPar30 UV beamZ 150 904 SlimPar30UV QSG V1 2 beamzlighting 2025 04 ||| 150.904 V1.2 SLIMPAR 30UV Immediately upon receiving the product, carefully unpack the carton, check the contents to ensure the received in good condition. Notify the shipper immediately and retain packing material for inspection if any parts appear damage fro.. lang:en score:30 filesize: 509.25 K page\_count: 4 document date: 2021-12-15



[pdf] User Manual Instructions

beamZ SlimPar30 CW WW UV günstig bei LTT150 903 SlimPar30W manual V1 trlitt versand de media article documents 65 75 37 150 tr 0SlimPar30 Cool White V SurplustronicsbeamZ LTTinfo 1707150 trsurplustronics co nz product info 1707 1613535089litt ||| ||| 150.903V1.0 SLIMPAR 30W SAFETY INSTRUCTIONS . 3 UNI RIGGING 4 REMOTE CONTROLLER 5 CLEANING . 6 VEILIGHEIDSinstructies 150.903V1.0 SLIMPAR 30W SAFETY INSTRUCTIONS ..... lang:i-klington score:24 filesize: 1.93 M page\_count: 30 document date: 2021-01-26



[pdf] User Manual Instructions

Manual BeamZ SlimPar30 CW WW UV Tronios B V notice d utilisation beamz slimpar30 led projecteur par 6 leds 3w cw ww uv sonomateriel amfile file 1584 produ 150.903 V1.1 SLIMPAR 30W SAFETY INSTRUCTIONS..... lang:i-klington score:24 filesize: 2.13 M page\_count: 29 document date: 2021-03-16



[pdf] User Manual Instructions

Kees Wessels beamZ SlimPar30 CW WW UV günstig bei LTT150 903 SlimPar30W manual V1 1 tritt versand de media article documents 3b e3 7b 150 tr |||

150.903 V1.1 SLIMPAR 30W SAFETY

INSTRUCTIONS.....

lang:i-klngon score:20 filesize: 1.89 M page\_count: 29 document date: 2021-03-16

[pdf]

Brendon Murphy BeamZ WP Index of 2022 11 stage one co za |||

WHOLESALE PRICE 29 November 2022 Image Item Description Qty on Hand 150.010B AC-60 SOFT CASE 24 ... B LEDS DMX 52

3in1 RGB LEDS DMX 2 R 1 138.80 150.902B **SLIMPAR30** 6x 3W 3in1 RGB LEDS IR -1 T.B.A. 16 2022/10/31 150.999B MHL108M

lang:de score:16 filesize: 3.16 M page\_count: 28 document date: 2022-11-29

[pdf]

Brendon Murphy BeamZ DP Index of 2022 11 stage one co za |||

DEALER PRICE 21 November 2022 Image NO IMAGE Item Description Qty on Hand 150.010B AC-60 SOFT C ... RGB LEDS DMX 5

3in1 RGB LEDS DMX 2 R 949.00 150.902B **SLIMPAR30** 6x 3W 3in1 RGB LEDS IR -1 T.B.A. 16 2022/10/31 150.999B MHL108MK

lang:de score:16 filesize: 3.39 M page\_count: 28 document date: 2022-11-21

[pdf]

Brendon Murphy BeamZ DP 1 Index of 2022 11 stage one co za |||

DEALER PRICE 29 November 2022 Image Item Description Qty on Hand 150.010B AC-60 SOFT CASE 241 x ... RGB LEDS DMX 5

3in1 RGB LEDS DMX 2 R 949.00 150.902B **SLIMPAR30** 6x 3W 3in1 RGB LEDS IR -1 T.B.A. 16 2022/10/31 150.999B MHL108MK

lang:de score:16 filesize: 3.16 M page\_count: 28 document date: 2022-11-29



[pdf] Quick Start Guide Guide Label

Quick Start Guide Beamz Front beamZ SlimPar30 CW WW UV günstig bei LTT150 903 SlimPar30W QSG V1 tritt versand de media article documents 14 f7 b4 150

Sound Division SurplustronicsbeamZ LTTinfo 1708150 tsurplustronics co nz product info 1708 1613535337itt ||| ||| 150.903 V1 SLIMPAR 30W Immediately upon n

the contents to ensure that all parts are present, and have been received in good condition. Notify the shipper immediately and retain packing

150.903 V1 SLIMPAR 30W Immediately upon receiving the product, carefully unpack the carton, check the contents to ensure that a

in good condition. Notify the shipper immediately and retain packing material for inspection if any parts appear damage from s...

lang:en score:15 filesize: 528.56 K page\_count: 4 document date: 2021-01-26





[pdf] Quick Start Guide Label

Naamloos 7 Kees Wessels beamZ SlimPar30 CW WW UV g nstig bei LTT150 903 SlimPar30W QSG V1 1 tritt versand de media article documents 4b c9 da 150 1 150.903 V1.1 SLIMPAR 30W Immediately upon receiving the product, carefully unpack the carton, check the contents to ensure that in good condition. Notify the shipper immediately and retain packing material for inspection if any parts appear damage from...  
lang:en score:12 filesize: 500.3 K page\_count: 4 document date: 2021-03-16

[pdf] Accessories Price List

Brendon Murphy Full Price List WP Index of 2022 11 stage one co za |||  
01-002 01-004 01-012 01-026 01-040R 01-063 01-081-2 01-095G 01-095R 01-100G 01-100R 01-106G 01-106O ... 0 SLIMPAR45 1 SLIMPAR35 12x 3W 3in1 RGB LEDS DMX beamz 2 SLIMPAR30 6x 3W 3in1 RGB LEDS IR beamz -1 MHL108MK3 MINI MOVING  
lang:i-klington score:11 filesize: 2.63 M page\_count: 60 document date: 2022-11-29