

Manuals+

[Q & A](#) | [Deep Search](#) | [Upload](#)

[manuals.plus](#) /

- › [Anderic](#) /
- › [Anderic RRU401.5 4-in-1 Universal Remote Control Instruction Manual](#)

Anderic RRU401.5

Anderic RRU401 4-in-1 Universal Remote Control

Model: RRU401.5

PRODUCT OVERVIEW

The Anderic RRU401.5 is a versatile 4-device universal remote control designed to consolidate up to four remotes into one for your home entertainment system. It is compatible with a wide range of devices including TVs, DVD/Blu-ray players, cable boxes, satellite boxes, set-top boxes, audio equipment, Roku, and more. This remote simplifies your control experience by offering advanced features and an intuitive layout.





Figure 1: Front view of the Anderic RRU401.5 Universal Remote Control.

KEY FEATURES

- **Universal Compatibility:** Effortlessly program the RRU401.5 to control TVs, DVD Players, Cable Boxes, Sat Boxes, Set-top-boxes, Audio equipment, Roku, and more.
- **Smart Functionality:** Includes dedicated keys for HOME, NETFLIX, and APPS for quick access to streaming content.
- **Learning and Macro Capabilities:** Customize the remote by programming it to recognize and replicate functions from other remotes, and create multi-command macros.
- **Full Backlighting:** Navigate in low-light conditions with fully backlit keys, ensuring visibility and ease of use.
- **Multi-Device Power Control:** Configure the POWER key to simultaneously turn on or off multiple programmed devices with a single press.



ANDERIC®

4-in-1

**Universal
Remote with
Learning,
Macro, Smart
Shortcuts, &
Backlit**

Figure 2: The Anderic RRU401.5 remote showcasing its 4-in-1 universal capabilities, including learning, macro, smart shortcuts, and backlighting.

ANDERIC® Smart Remote

Works 4 Devices
Includes App/Home/Netflix keys to
access all smart apps

Works Menu options for most TVs
Dedicated punch-throughs
Macro
Learning
Backlit
Works Roku devices (IR)




Figure 3: The Anderic RRU401.5 remote emphasizing its smart features, 4-device compatibility, and support for Roku devices.

SETUP GUIDE

1. Battery Installation

The Anderic RRU401.5 remote requires two (2) AAA batteries for operation. To install the batteries:

1. Locate the battery compartment cover on the back of the remote control.
2. Slide the cover downwards to open the compartment.
3. Insert two AAA batteries, ensuring the positive (+) and negative (-) terminals align with the indicators inside the compartment.
4. Slide the cover back into place until it clicks securely.








Figure 4: Back view of the remote, illustrating the battery compartment.

2. Programming the Remote

The RRU401.5 can be programmed to control up to four devices using various methods, including direct code entry, auto code search, and one-button search. Refer to the detailed instructions provided in the remote's packaging for specific programming codes and steps for your devices.

For an easy code lookup, you can use the manufacturer's online tool or the provided code list.

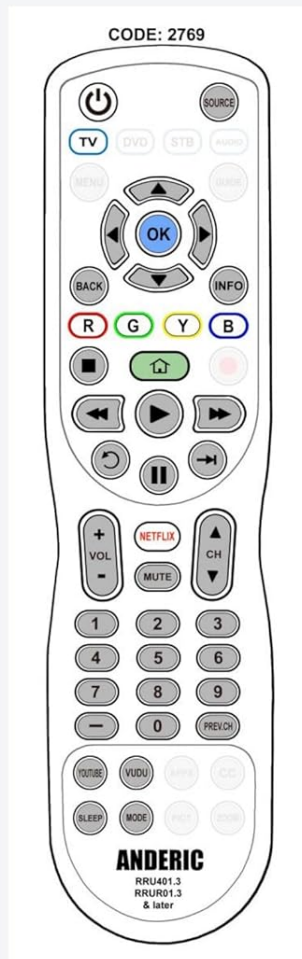
EASY CODE LOOKUP TOOL

Enter Remote Control Model Number:
NH409UD

SEARCH

Code: **2769**

Code 2769 is guaranteed to work for the
Magnavox NH409UD TV Remote Control



KEY-MAPPINGS ARE PRE-INSTALLED

Figure 5: Example of an easy code lookup tool for programming the remote.

The remote also supports *learning* functions, allowing it to replicate commands from your original remote controls. This is particularly useful for unique functions not covered by pre-programmed codes.

OPERATING INSTRUCTIONS

Once programmed, the Anderic RRU401.5 remote provides intuitive control over your entertainment devices.

Device Mode Selection

Use the dedicated device mode buttons (TV, DVD, STB, AUDIO) located at the top of the remote to select the device you wish to control. The selected mode will typically illuminate or be indicated by a light.

Basic Functions

- **POWER:** Turns the selected device on or off. Can be programmed for multi-device power control.
- **VOLUME +/-:** Adjusts the volume of the audio device.
- **CHANNEL +/-:** Changes channels on the TV or set-top box.
- **NUMBER PAD (0-9):** Direct channel entry or input selection.
- **NAVIGATION (Up, Down, Left, Right, OK):** Used for menu navigation and selection.

Smart and Special Keys

- **NETFLIX:** Direct access to the Netflix application (if supported by your device).
- **APPS:** Direct access to the applications menu (if supported by your device).
- **HOME:** Returns to the home screen of your streaming device or smart TV.
- **CC (Closed Captioning):** Toggles closed captions on/off.
- **SLEEP:** Activates the sleep timer function on your TV.
- **MENU:** Accesses the menu of the selected device.

Backlighting

The remote features full key backlighting for improved visibility in dark environments. The backlight activates automatically when a button is pressed and remains on for a short period.

Learning and Macro Functions

The learning feature allows you to transfer specific commands from your original remote to the RRU401.5. Macros enable you to program a sequence of commands to be executed with a single button press. Consult the full instruction manual for detailed steps on utilizing these advanced features.

MAINTENANCE

- **Cleaning:** Wipe the remote with a soft, dry cloth. Do not use liquid cleaners or abrasive materials.
- **Battery Replacement:** Replace batteries when the remote's performance degrades or the backlight dims significantly. Always replace both batteries at the same time with new AAA alkaline batteries.
- **Storage:** Store the remote in a cool, dry place away from direct sunlight and extreme temperatures.

TROUBLESHOOTING

Problem	Possible Cause	Solution
Remote not responding.	Dead or incorrectly installed batteries.	Replace batteries, ensuring correct polarity.

Problem	Possible Cause	Solution
Remote not controlling a device.	Incorrect device mode selected or remote not programmed correctly.	Ensure correct device mode is selected. Reprogram the remote for the specific device.
Some buttons not working.	Button not programmed or not supported by the device.	Use the learning feature to program the specific button. Verify device compatibility.
Backlight not working.	Low batteries.	Replace batteries.

SPECIFICATIONS

- Product Dimensions:** 7.75 x 2 x 1 inches
- Item Weight:** 4.2 ounces
- Batteries:** 2 AAA batteries required (not included)
- Max Number of Supported Devices:** 4
- Compatible Devices:** DVD/Blu-ray Player, Home Theater, Projector, Stereo System, Television
- Connectivity Technology:** Infrared (IR)
- Manufacturer:** Dan's Electronics Etc., Inc.

OFFICIAL PRODUCT VIDEO

Your browser does not support the video tag.

Video: Anderic RRU401 4-Device Universal Remote with Backlighting. This video provides a visual overview of the remote's features and functionality.

WARRANTY AND SUPPORT

Anderic products are manufactured by Dan's Electronics Etc., Inc. For support, programming assistance, or warranty inquiries, please refer to the contact information provided in your product packaging or visit the official Anderic website. While specific warranty details are not provided here, a limited 1-year warranty is typically offered. Anderic is a registered trademark of Dan's Electronics Etc., Inc. Anderic and Dan's Electronics Etc., Inc. are not affiliated with any other brands. All rights reserved.

Related Documents - RRU401.5



[Anderic RRU401.6 Universal Remote Control User Manual](#)

Comprehensive user manual for the Anderic RRU401.6 Universal Remote Control, covering programming methods, advanced features like macro and learning functions, troubleshooting, and a summary of device code lists for seamless integration with various home entertainment systems.



[Anderic RRU401.4 Universal Remote Control Operating Manual](#)

Comprehensive guide to operating the Anderic RRU401.4 universal remote control, covering programming, learning functions, macro setup, and device settings.



[Anderic RRU401.7 4-Device Universal Remote Instructions Guide](#)

Comprehensive instructions for programming and using the Anderic RRU401.7 4-Device Universal Remote Control, including code input, auto-search, device lock, macro functions, and backlight settings.




[Anderic RRU401.3 Universal Remote Control Manual](#)

Comprehensive guide to programming and using the Anderic RRU401.3 universal remote control, including code input, auto-search, and advanced features like macros and punch-through.



[Anderic RRU401 Universal Remote Control User Manual](#)

Comprehensive user manual for the Anderic RRU401 universal remote control, detailing programming methods, features like device lock and punch-through, and extensive code lists for various audio and video devices.



[Anderic RRU401.5 Universal Remote Control Operating Manual](#)

Comprehensive guide to programming and using the Anderic RRU401.5 universal remote control, covering setup, features like macros and learning, and extensive code lists for various devices.