

## Casio F-108WH

# Casio F-108WH Digital Watch Instruction Manual

Model: F-108WH

Brand: Casio

## 1. PRODUCT OVERVIEW

The Casio F-108WH is a digital watch designed for daily use, featuring a clear display and essential functions. It incorporates an LED light for visibility in low light conditions, a daily alarm, and a 1/100 second stopwatch. The watch is also water resistant, making it suitable for various activities.

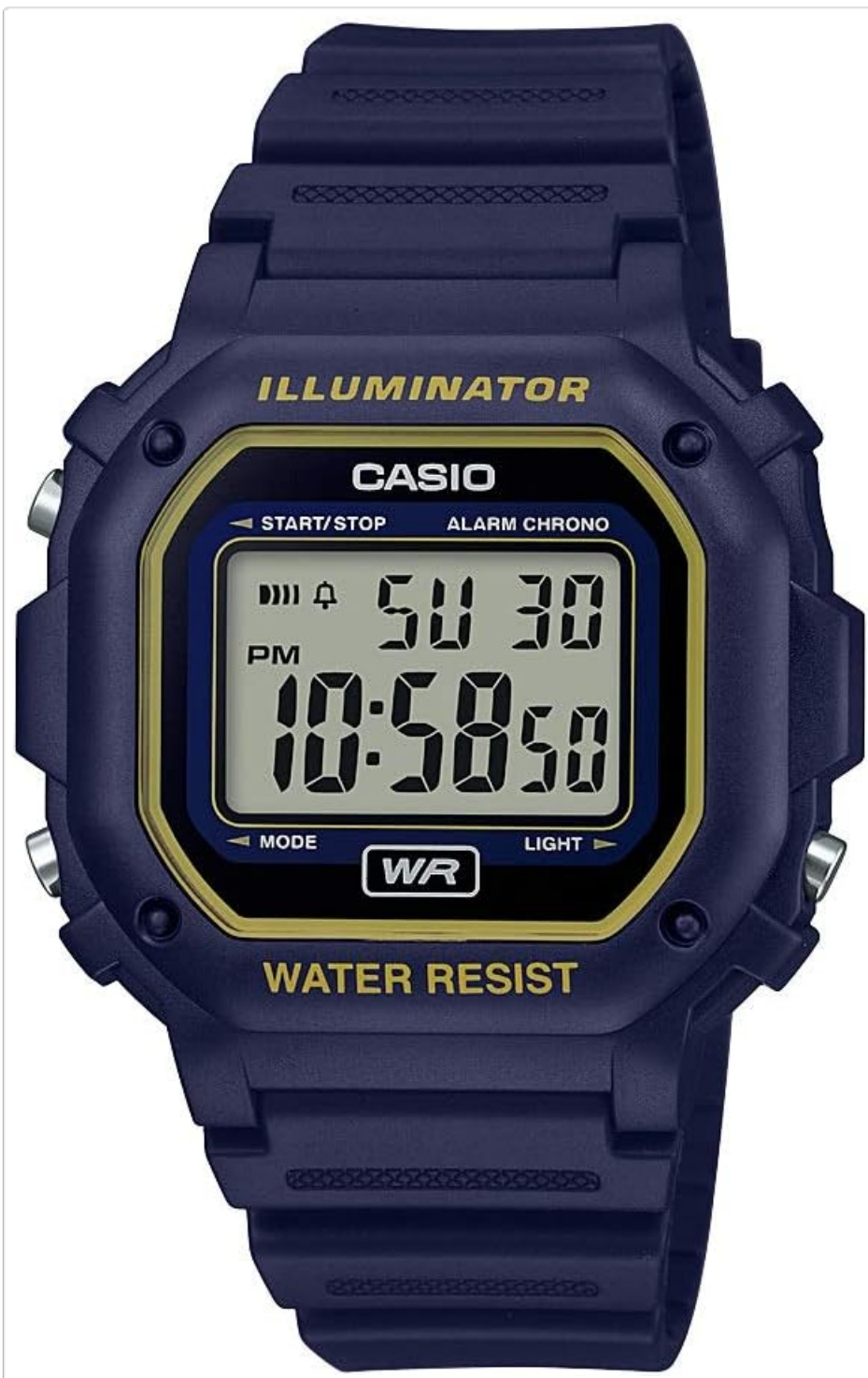


Image 1.1: Front view of the Casio F-108WH Digital Watch, showcasing its digital display and blue resin casing.

### Key Features:

- LED Light (Illuminator) for display illumination.
- Daily alarm function.
- Hourly time signal.
- 1/100 second stopwatch with measuring capacity up to 59'59.99".
- Measuring modes include elapsed time and split time.
- Water resistant to 100 meters (330 feet).
- Equipped with a quartz movement for accurate timekeeping.
- Features a 7-year battery life.

## 2. INITIAL SETUP

### 2.1 Setting the Time and Date

To ensure accurate timekeeping, set the current time and date using the watch's Time Setting Mode. Refer to the diagram below for button identification (A, B, C).

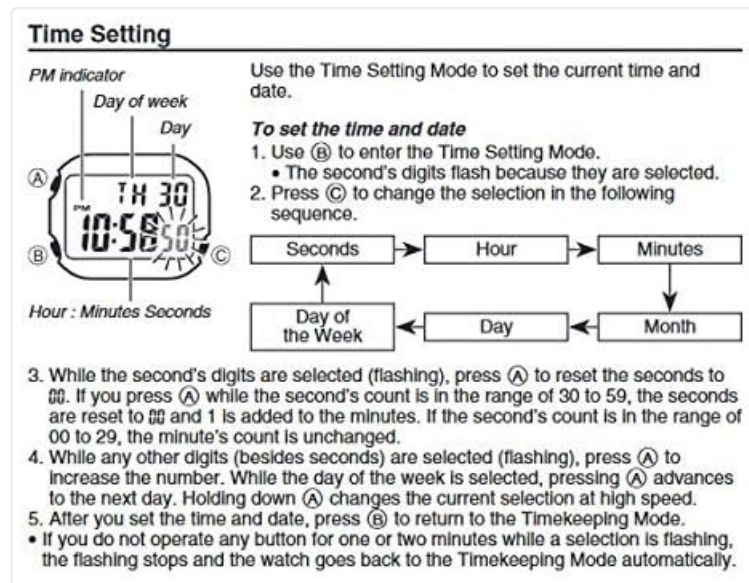


Image 2.1: Time Setting Diagram. Buttons A, B, and C are used for navigation and adjustment.

1. Press button **B** to enter the Time Setting Mode. The seconds digits will flash, indicating they are selected.
2. Press button **C** to cycle through the selection sequence: Seconds → Hour → Minutes → Day of the Week → Day → Month.
3. While the seconds digits are flashing, press button **A** to reset the seconds to 00. If the seconds count is between 30 and 59, pressing **A** will reset seconds to 00 and add 1 to the minutes. If the count is between 00 and 29, only the seconds reset.
4. While any other digits (Hour, Minutes, Day of the Week, Day, Month) are selected, press button **A** to increase the number. Holding down **A** will change the current selection at a faster rate.
5. After setting the time and date, press button **B** to return to the Timekeeping Mode.
6. If no button is operated for one or two minutes while a selection is flashing, the watch will automatically exit Time Setting Mode and return to Timekeeping Mode.

### 2.2 Battery Information

The Casio F-108WH watch comes with one Lithium Metal battery included. This battery is designed to provide approximately 7 years of operation under normal usage conditions.

## 3. OPERATING MODES

### 3.1 Timekeeping Mode

This is the default mode, displaying the current time (hours, minutes, seconds), day of the week, and date.

### 3.2 LED Light (Illuminator)

To illuminate the display in dark environments, press the **LIGHT** button (typically button **A** or a dedicated light button, depending on the specific model variant). The light will remain on for a few seconds.

### 3.3 Daily Alarm

The watch features a daily alarm. To set the alarm time and activate/deactivate it, navigate to the Alarm Mode (usually by pressing the **MODE** button repeatedly). Use the adjustment buttons (similar to time setting) to set the desired alarm time. An indicator on the display will show if the alarm is active.

### 3.4 Hourly Time Signal

The hourly time signal causes the watch to beep twice every hour on the hour. This feature can be activated or deactivated within the Alarm Mode or a dedicated setting mode, indicated by a specific icon on the display.

### 3.5 Stopwatch Function

The 1/100 second stopwatch measures elapsed time, split times, and two finishes. To use the stopwatch:

1. Navigate to the Stopwatch Mode using the **MODE** button. The display will show **00'00"00**.
2. Press the **START/STOP** button (typically button **A**) to start timing.
3. Press **START/STOP** again to stop timing.
4. Press the **RESET** button (typically button **C**) to reset the stopwatch to **00'00"00**.
5. For split times, press **RESET** while the stopwatch is running to display the split time. Press **RESET** again to return to elapsed time measurement.

## 4. WATER RESISTANCE

---

The Casio F-108WH is water resistant to 100 meters (330 feet). This rating generally means the watch is suitable for swimming and snorkeling. It is **not** recommended for scuba diving or high-impact water sports where significant water pressure changes may occur. Avoid operating buttons while the watch is submerged in water to prevent water ingress.

## 5. MAINTENANCE AND CARE

---

### 5.1 Cleaning

Regularly wipe the watch case and band with a soft, dry cloth to remove dirt and moisture. For resin bands, a mild soap solution and water can be used, followed by thorough rinsing and drying. Avoid using harsh chemicals or abrasive cleaners.

### 5.2 Battery Replacement

The watch is equipped with a long-life battery (approximately 7 years). When the display becomes dim or functions become erratic, it may indicate a low battery. Battery replacement should be performed by a qualified watch technician to ensure proper sealing and maintain water resistance.

### 5.3 Storage

When not in use for extended periods, store the watch in a dry, cool place away from direct sunlight and extreme temperatures. Avoid placing it near strong magnetic fields.

## 6. TROUBLESHOOTING

---

- **Display is blank or dim:** The battery may be low or depleted. Replace the battery.
- **Time is inaccurate:** The watch may need to be reset or the time re-adjusted. Follow the time setting instructions in Section 2.1. Exposure to extreme temperatures (below 30°F / -1°C) can sometimes affect

timekeeping accuracy or cause the watch to reset.

- **Buttons are unresponsive:** Ensure the watch is not in a locked mode (if applicable) or that no foreign objects are obstructing the buttons. If submerged, ensure buttons are not pressed underwater.
- **Water inside the display:** This indicates a breach in the water resistance. Stop using the watch immediately and have it inspected by a professional.

## 7. SPECIFICATIONS



Feature	Detail
Product Dimensions	9.84 x 1.57 x 0.79 inches
Weight	1.09 ounces
Case Diameter	42.4mm
Batteries	1 Lithium Metal battery (included)
Water Resistance	100m (330ft)
Material	Resin
Manufacturer	Casio
Movement	Quartz





## 8. WARRANTY AND SUPPORT

Casio products are manufactured to high-quality standards. For specific warranty details, please refer to the warranty card included with your purchase or visit the official Casio website. In case of issues not covered by this manual, or for service inquiries, please contact Casio customer support through their official channels.

For further assistance, please visit the [Casio Store on Amazon](#) or the official Casio website.

### Related Documents - F-108WH

	<p><a href="#">Casio 3224 Operation Guide: Timekeeping, Alarm, and Stopwatch Functions</a></p> <p>Detailed operation guide for the Casio 3224 digital watch, covering timekeeping, alarm, stopwatch modes, and time setting. Learn how to use all features of your Casio watch.</p>
	<p><a href="#">Casio LAW-21 Модуль 2789: Руководство пользователя и характеристики</a></p> <p>Полное руководство пользователя для часов Casio LAW-21 (Модуль 2789). Содержит инструкции по эксплуатации, уходу, описания режимов работы (текущее время, мировое время, таймер, секундомер, будильник) и технические характеристики.</p>

	<p><a href="#">Casio G-Shock AE-1000W-1AVEF Watch Features and Specifications</a></p> <p>Detailed overview of the Casio G-Shock AE-1000W-1AVEF watch, model number 3196911, covering its key features like World Time, Stopwatch, Daily Alarms, Water Resistance, LED Light, and a 10-year battery life.</p>
	<p><a href="#">Casio F-91WC-4AEF Digital Watch: Specifications and Functions</a></p> <p>Detailed overview of the Casio F-91WC-4AEF digital watch (model 9106981), including specifications for water resistance, alarm, stopwatch, LED light, and operational instructions.</p>
	<p><a href="#">Casio A163WA-1QES Digital Watch: Specifications, Features, and Operation Guide</a></p> <p>Comprehensive guide to the Casio A163WA-1QES digital watch, detailing its 7-year battery life, water resistance, daily alarm, 1/100-sec stopwatch, microlight, and operational instructions.</p>
	<p><a href="#">CASIO 3446 Digital Watch Operation Guide</a></p> <p>Comprehensive operation guide for the CASIO 3446 digital watch, covering timekeeping, alarms, countdown timer, stopwatch, dual time, and specifications. Learn how to set and use all features of your CASIO watch.</p>