

**Aokeo AK-60**

# Aokeo AK-60 Professional Condenser Microphone User Manual

Model: AK-60 | Brand: Aokeo

## INTRODUCTION

The Aokeo AK-60 Professional Condenser Microphone is designed for high-quality audio capture in various applications, including music studio recording, podcasting, broadcasting, YouTube vlogging, Skype chatting, and gaming. This manual provides essential information for setting up, operating, and maintaining your microphone to ensure optimal performance.



Figure 1: Aokeyo AK-60 Professional Condenser Microphone and included accessories.

## WHAT'S IN THE BOX

Upon unpacking your Aokeyo AK-60 microphone kit, please ensure all the following components are present:

- Aokeyo AK-60 Condenser Microphone
- XLR to 3.5mm Audio Cable
- Foam Windscreen
- Shock Mount
- Instruction Manual (this document)

## SETUP INSTRUCTIONS

1. **Attach the Shock Mount:** Securely attach the microphone to the provided shock mount. The shock mount is designed to reduce vibrations and handling noise.

# MICROPHONE DETAILS



**Metal Shell**



**Metal Net**



**Shock Mount**



**Good Interface**

Figure 2: Detailed view of the microphone components, including the shock mount connection point.

2. **Install the Foam Windscreen:** Gently slide the foam windscreen over the microphone's head. This helps to reduce plosive sounds and wind noise during recording.
3. **Connect the Cable:** Plug the XLR end of the audio cable into the microphone's port. Connect the 3.5mm end of the cable to your computer's microphone input jack.

**IMPORTANT NOTE:** This microphone **REQUIRES 5V** of power from the plug-in source to function. Depending on your device, a sound audio interface may be necessary to provide this power and ensure proper operation. If you experience no sound, verify your device provides the required 5V power or consider using an external audio interface with phantom power.

4. **Position the Microphone:** For optimal sound quality, position the microphone several inches away from the sound source. Experiment with distance to achieve the best results for your specific application.



Figure 3: Example of microphone placement for recording an acoustic instrument.

## OPERATING INSTRUCTIONS

---

The Aokeo AK-60 features a cardioid polar pattern, which is crucial for effective sound capture and background noise reduction.

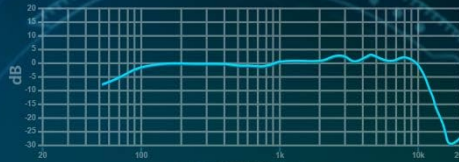
### Cardioid Polar Pattern

The cardioid pick-up pattern primarily captures sound from the front of the microphone, minimizing sounds from the sides and rear. This improves the isolation of your desired sound source, making it ideal for vocals, instruments, and speech where you want to focus on a single sound source and reduce ambient noise.



# THE CARDIOID PICK-UP PATTERN

## CONDENSER MICROPHONE



- Eliminate Interference
- Clear Sound Quality
- Reduce Reflection

## ACCURATELY CAPTURE SOUND

Figure 4: Illustration of the Cardioid Pick-Up Pattern.

### Sound Quality and Features

The professional condenser microphone utilizes a completely new audio circuit designed to capture rich, full-bodied sound. Its features include:

- **Clear Timbre:** Delivers crisp and clear audio reproduction.
- **Delicate Appearance:** Features a robust metal body with a comfortable feel.
- **Reduce Noise:** The internal microphone isolation shield, made of absorbing cotton insulation, effectively reduces sound reflection and minimizes background noise.

# POWERFUL FUNCTIONS



CLEAR TIMBRE



DELICATE APPEARANCE



REDUCE NOISE



Figure 5: Key functional benefits of the Aokeo AK-60.

## MAINTENANCE

To ensure the longevity and optimal performance of your Aokeo AK-60 microphone, follow these maintenance guidelines:

- **Cleaning:** Use a soft, dry cloth to wipe the microphone body. Avoid using liquid cleaners or solvents, as they may damage the finish or internal components.
- **Storage:** When not in use, store the microphone in a dry, dust-free environment. Keep it away from extreme temperatures and humidity.
- **Handling:** Handle the microphone with care. Avoid dropping it or subjecting it to strong impacts, which can damage the sensitive internal components.
- **Cable Care:** Do not bend or crimp the audio cable excessively. Store it neatly to prevent tangles and damage.

## TROUBLESHOOTING

Problem	Possible Cause	Solution
No sound output from microphone.	Insufficient power supply. Incorrect cable connection. Incorrect input selection on computer/device.	Ensure your device provides the required 5V power. An external audio interface with phantom power may be needed. Verify the XLR to 3.5mm cable is securely connected to both the microphone and the computer's microphone input. Check your computer's sound settings to ensure the correct microphone input is selected and not muted.
Hissing or background noise.	Environmental noise. Improper microphone placement. Gain levels too high.	Ensure you are recording in a quiet environment. Utilize the cardioid polar pattern by speaking directly into the front of the microphone. Adjust the input gain on your computer or audio interface to an appropriate level.
Microphone not recognized by computer.	Driver issues (unlikely for plug-and-play). Faulty USB port or cable.	Try connecting to a different USB port. Test with a different compatible cable if available. Restart your computer.

## SPECIFICATIONS

Feature	Detail
Model Name	AK-60
Polar Pattern	Unidirectional (Cardioid)
Microphone Form Factor	Large Diaphragm
Connectivity Technology	XLR
Connector Type	Plug in (3.5mm via included cable)
Power Source	Corded Electric (Requires 5V)
Audio Sensitivity	100 dB
Impedance	860 Ohm
Signal-to-Noise Ratio	70 dB
Hardware Platform	Laptop, PC
Material	Cotton, Metal
Item Weight	1.83 pounds
Product Dimensions (L x W x H)	7.48 x 3.62 x 12.13 inches
Recommended Uses	Gaming, Singing

# PRODUCT DATA

Powerful chip processing for a good sound

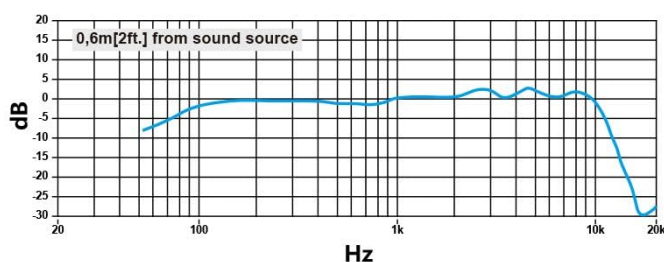
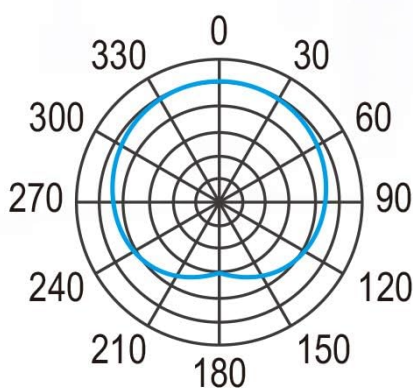


Figure 6: Product Data - Frequency Response Curve.

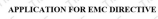
## WARRANTY AND SUPPORT

Aokeo Electronic Technology Limited Company provides you with 100% quality assurance for this product.

- **Warranty:** This product offers a 12-month repair/replacement warranty.
- **Return Policy:** A 30-day hassle-free return policy is available.
- **Customer Support:** If you have any questions or require assistance after receiving this product, please contact Aokeo customer support in a timely manner. We are committed to helping you resolve any issues as soon as possible.

© 2023 Aokeo Electronic Technology Limited Company. All rights reserved.





On Behalf of

Enping Aokeo Electronic Factory

**Microphone**

Trade Name: N/A

Model: AK-WARRIORS, AK-STORM, AK-1, AK-2, AK-3, AK-6, AK-60, AK-8,  
AK-10, AK-70, AK-80, BM-800, BM-700, E-1500, R-7, D-7

Prepared For : **Enping Askes Electronic Factory**  
First floor, computer factory, dongxin industrial development zone  
enping

Prepared By: TMC Testing Services (Shenzhen) Co., Ltd  
5/F, Building E, Guangshao Industrial Park, Yunfeng Road, Longhua District, Shenzhen, Guangdong, P.R. China  
Tel: +86-755-86642861  
Web: [www.tmc-lab.com](http://www.tmc-lab.com)  
E-mail: [Cert@tmc-lab.com](mailto:Cert@tmc-lab.com)

Date of Test: January 11, 2018  
Date of Report: January 12, 2018  
Report Number: TMC180109108-1

lang:en score:28 filesize: 2.4 M page\_count: 43 document date: 2018-01-15