

PDP 090-073-NA

Victrix Pro AF ANC Wired Professional Esports Gaming Headset

Model: 090-073-NA | Brand: PDP

INTRODUCTION

Welcome to the new level in gaming hardware. The Victrix Pro AF ANC Headset is designed for competitive players and everyday gamers, offering advanced features for an immersive audio experience. This manual provides detailed instructions for setting up, operating, and maintaining your headset.

WHAT'S IN THE BOX



The Victrix Pro AF ANC Headset package includes:

- Victrix Pro AF ANC Headset
- Detachable Boom Microphone
- In-Line Controller
- 3.5mm Audio Cable
- PC Splitter Cable
- Carrying Case
- User Manual (PDF version available [here](#))

SETUP

1. Connecting the Headset

The Victrix Pro AF ANC Headset is compatible with Xbox Series X|S, PC, PlayStation PS5, PS4, and Windows 10 computers. Connect the 3.5mm audio cable from the headset to your device's audio port. For PC setups requiring separate audio and microphone jacks, use the included PC splitter cable.



2. Inserting Batteries (for In-Line Controller)

The in-line controller requires two AA batteries to power its advanced features, including Active Noise Cancellation (ANC) and audio customization. Locate the battery compartment on the back of the in-line controller, insert two fresh AA batteries, and close the compartment securely.



3. Attaching the Microphone

Attach the detachable boom microphone to the designated port on the left earcup of the headset. Ensure it is securely connected for clear communication.

OPERATING THE HEADSET

Active Noise Cancellation (ANC)

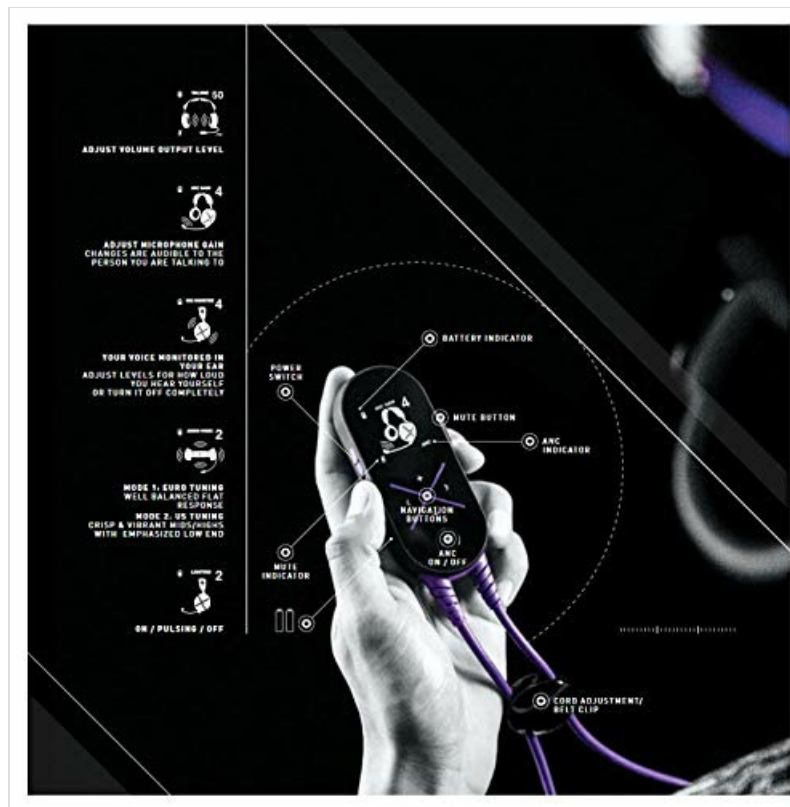
The headset features Active Noise Cancellation technology, designed to eliminate up to 70% of background noise. This allows for enhanced focus on your game audio. Activate or deactivate ANC using the dedicated button on the in-line controller.

Cobra Microphone

The Cobra Microphone is engineered for clear voice transmission, even in loud environments. Its design ensures your commands and communications are heard without interference.

In-Line Controller Functions

The in-line controller provides comprehensive audio customization and control:



- **Volume Control:** Adjust the overall audio output level.
- **Microphone Gain:** Modify the sensitivity of your microphone.
- **Mic Monitor:** Hear your own voice through the headset to prevent shouting.
- **Audio EQ Settings:**
 - *Mode 1:* Ideal for heightened senses in immediate surroundings, emphasizing critical in-game sounds.
 - *Mode 2:* Provides a sonic picture of the overall stage, guiding fast-moving players towards the action.
- **Power Switch:** Turns the in-line controller on/off.
- **Battery Indicator:** Displays the current battery level.
- **Mute Button:** Mutes the microphone.
- **ANC On/Off:** Toggles Active Noise Cancellation.

Mechanical Cooling Levers

For extended gaming sessions, the headset features patent-pending mechanical levers that open the earcup vents. This unique cooling system releases heat and humidity, providing instant relief without interrupting team communication.



Product Overview Video

Watch this official video for a visual overview of the Victrix Pro AF ANC Headset's features and design.

Your browser does not support the video tag.

Official product video showcasing the Victrix Pro AF ANC Headset's features, including its design, adjustable yokes, mechanical cooling levers, Cobra microphone, and in-line controller.

MAINTENANCE

- **Cleaning:** Use a soft, dry cloth to clean the headset and in-line controller. Avoid abrasive cleaners or solvents.
- **Storage:** When not in use, store the headset in its provided carrying case to protect it from dust and damage.
- **Battery Replacement:** Replace AA batteries in the in-line controller as needed to ensure full functionality of ANC and other features.

TROUBLESHOOTING

No Audio or Low Volume

- Ensure the 3.5mm audio cable is fully inserted into both the headset and your device.
- Check the volume level on the in-line controller and your connected device.
- Verify that the in-line controller has fresh batteries and is powered on, especially if using ANC or other advanced features.

Microphone Not Working

- Confirm the detachable boom microphone is securely attached to the headset.
- Check if the microphone mute button on the in-line controller is active.
- Ensure the in-line controller has power (batteries inserted and turned on).
- Verify microphone settings on your connected device (PC, console).

Active Noise Cancellation (ANC) Issues

- Ensure the ANC feature is toggled on via the in-line controller.
- Check the battery level of the in-line controller, as ANC requires power.
- Note that some background sounds may be amplified if ANC is not functioning optimally or if the earcups are not properly sealed.

Excessive Battery Drain







- Always turn off the in-line controller when the headset is not in use to conserve battery life.
- Consider using rechargeable AA batteries for cost-effectiveness.

SPECIFICATIONS

Feature	Detail
Model Name	Victrix Pro AF
Connectivity Technology	Wired
Compatible Platforms	Universal (Xbox Series X S, PC, PlayStation PS5, PS4, Windows 10 Computer)
Material	Aircraft-grade Aluminum, Stainless Steel, Lightweight Polycarbonate
Item Weight	2.82 ounces (0.08 Kilograms)
Product Dimensions	5.31 x 0.59 x 6.69 inches
Cable Feature	Retractable
Power Source (In-Line Controller)	2x AA Batteries (not included)

WARRANTY AND SUPPORT

Each Victrix product is laser engraved with the mobile phone number of a dedicated tech for VIP Tech Support. This service provides direct technical troubleshooting and assistance. For additional support and to download the full user manual, please visit the official Victrix website or refer to the PDF document provided with your purchase. You can also access the User Manual PDF directly[here](#).

	<p>PDP LVL50 Wired Stereo Gaming Headset Quick Start Guide</p> <p>Get started with your PDP LVL50 Wired Stereo Gaming Headset for PlayStation 4 & 5. This guide covers setup, audio controls, microphone mute, and warranty information.</p>
	<p>Victrix Pro AF Gaming Headset for PS4 - Quick Start Guide & Setup</p> <p>Comprehensive quick start guide for the Victrix Pro AF gaming headset on PS4. Learn about product features, console volume adjustments, setup instructions, and warranty information.</p>
	<p>PDP LVL40 Wired Stereo Gaming Headset for PlayStation Quick Start Guide</p> <p>Quick start guide and limited warranty information for the PDP LVL40 Wired Stereo Gaming Headset, compatible with PlayStation 5 and PlayStation 4.</p>
	<p>Victrix Pro AF PS4 Gaming Headset Quick Start Guide Setup, Features, Warranty</p> <p>Quick start guide for the Victrix Pro AF PS4 Gaming Headset. Learn about features, PS4 connection, package contents, and warranty. Official licensed product for PlayStation.</p>
	<p>Victrix Gambit Wireless Gaming Headset for PS5 - Quick Start Guide</p> <p>Official quick start guide for the Victrix Gambit Wireless Gaming Headset for PlayStation 5. Learn about setup, features, and what's included in the box. Model X5B-052003R.</p>
	<p>PDP LVL50 Wireless Stereo Gaming Headset for PlayStation 5 & 4 - Quick Start Guide</p> <p>Official quick start guide for the PDP LVL50 Wireless Stereo Gaming Headset. Learn how to set up, pair, charge, and use audio and microphone settings for PlayStation 5 and PlayStation 4. Includes warranty and compliance information.</p>