

Intex 26339EH

Intex Ultra XTR Deluxe Above Ground Swimming Pool Set (24' x 52") - Instruction Manual

Model: 26339EH

1. INTRODUCTION

This manual provides essential instructions for the safe assembly, operation, and maintenance of your Intex Ultra XTR Deluxe Above Ground Swimming Pool Set (Model 26339EH, 24' x 52"). Please read all instructions carefully before installation and use to ensure proper function and longevity of your pool.

The Intex Ultra XTR Deluxe pool features a uniquely designed frame combining high-quality galvanized steel with a precision-engineered locking system for enhanced durability and stability. The pool liner is constructed from puncture-resistant 3-Ply PVC material, offering superior tear resistance compared to standard metal frame pool liners.



Image: Fully assembled Intex Ultra XTR Deluxe Above Ground Swimming Pool Set, showcasing its round shape, dark gray frame, and included sand filter pump and ladder.



Image: An Intex Ultra XTR Deluxe pool in a backyard setting, demonstrating its large size and suitability for recreational use.

2. SAFETY INFORMATION

WARNING: To reduce the risk of injury, do not permit children to use this product unless they are closely supervised at all times. Always ensure adult supervision when the pool is in use. Drowning is a serious risk. Never leave children unattended in or near the pool.

Please consult the product packaging and all included documentation for additional warnings and safety guidelines specific to your region and product model. Adhere to all local regulations regarding pool installation and safety barriers.

- Ensure the pool is installed on a firm, level surface.
- Keep children under constant supervision.
- Install appropriate safety barriers around the pool.
- Do not dive or jump into the pool.
- Keep electrical cords away from the pool area.
- Regularly check and maintain water chemistry.

3. PACKAGE CONTENTS

Before beginning assembly, verify that all components listed below are present and undamaged. If any parts are missing or damaged, do not proceed with assembly and contact Intex customer support.



Image: Visual representation of all components included in the Intex Ultra XTR Deluxe Pool Set package.

- Pool Liner (3-Ply PVC material)
- Pool Frame (Galvanized steel with Easy Lock System)
- Krystal Clear Sand Filter Pump SX2800 (#26647EG)
- Removable Ladder
- Pool Cover
- Ground Cloth
- Repair Patch

4. SETUP INSTRUCTIONS

The Intex Ultra XTR pools are designed for easy assembly, typically ready for water in approximately 60 minutes. No locking pins or additional tools are needed for frame assembly due to the Easy Lock System.

4.1 Site Preparation

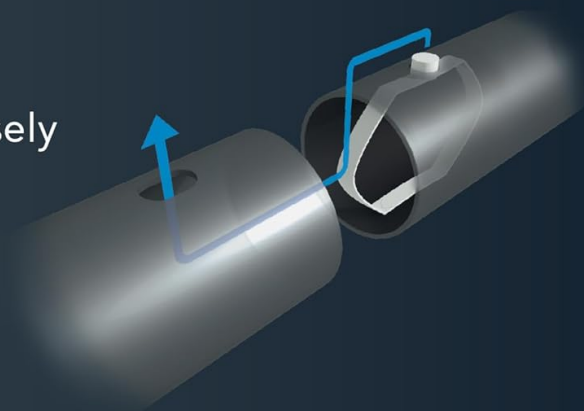
1. **Choose a Level Location:** Select a firm, completely level area for pool installation. Uneven ground can cause structural stress and potential pool collapse.
2. **Clear the Area:** Remove all sharp objects, debris, and vegetation from the chosen site.
3. **Install Ground Cloth:** Spread the included ground cloth over the prepared area to protect the pool liner.

4.2 Frame Assembly

The frame components simply snap together using the Easy Lock System. Ensure all connections are secure.

Easy-Lock System

Composite T-joints precisely engineered for strength, frame protection, and easy, tool-free setup



Superior Frame Design

Galvanized steel frames for extra durability and rust-resistance

INTEX®

Image: Close-up of the Easy-Lock System for tool-free frame assembly and a visual comparison highlighting the rust resistance of the galvanized steel frame.

- Connect the horizontal beams to the vertical legs using the Easy Lock System.
- Ensure the T-Joints are properly aligned and secured. These joints are engineered for high strength and infused with UV inhibitor for weather resistance.
- The frame is constructed from galvanized steel with inner and outer powder coating for ultimate rust resistance.

4.3 Liner Installation

1. Carefully unfold the pool liner onto the ground cloth, ensuring the drain plug is positioned correctly.
2. Attach the liner to the assembled frame according to the detailed instructions provided in the separate assembly guide.

4.4 Filling the Pool

Begin filling the pool with water. As the water level rises, smooth out any wrinkles in the bottom of the liner. Stop filling when the water reaches the recommended fill line.

5. OPERATION

The Intex Ultra XTR Deluxe pool set includes a Krystal Clear Sand Filter Pump SX2800 for efficient water filtration.

5.1 Krystal Clear Sand Filter Pump SX2800



KRYSTAL CLEAR™ SAND FILTER PUMP SX2800

- 6 Functions — Filtration, Backwash, Rinse, Recirculate, Drain, and Close System
- Sand lasts up to 5 years with regular backwashing
- Pump Flow Rate:
2800 GPH



INTEX's patented HydroAeration® Technology is precision engineered to improve filtration, clarity and freshness in above ground pools.

Image: The Krystal Clear Sand Filter Pump SX2800, highlighting its features and Hydro Aeration Technology.

The sand filter pump provides excellent water filtration and features a 6-function control valve. Sand in the filter can last up to 5 years with regular backwashing. The pump flow rate is 2800 GPH.

- **Filter:** Normal filtering operation.
- **Backwash:** Cleans the sand filter by reversing water flow.
- **Rinse:** Used after backwashing to settle the sand.
- **Recirculate:** Circulates water without filtering (e.g., for chemical mixing).
- **Drain:** Drains water from the pool.
- **Close System:** Shuts off all flow to the filter.

Refer to the separate Krystal Clear Sand Filter Pump manual for detailed instructions on installation, operation, and maintenance of the pump.

5.2 Hydro Aeration Technology



IMPROVES WATER CIRCULATION, CLARITY & FRESHNESS

Image: The Hydro Aeration Technology in action, showing improved water circulation and aeration.
Intex's patented Hydro Aeration Technology is integrated to improve water circulation, clarity, and freshness in above ground pools. This system introduces air into the water, enhancing filtration and water quality.

6. MAINTENANCE

Regular maintenance is crucial for the longevity and hygiene of your pool.

6.1 Water Chemistry

Maintain proper water chemistry by regularly testing and adjusting pH, chlorine, and alkalinity levels. Consult a pool supply professional for recommended chemical levels and treatment procedures.

6.2 Filter Maintenance

Perform regular backwashing and rinsing of the sand filter as indicated by pressure gauge readings or recommended schedule. Replace filter sand every 3-5 years, or as needed.

6.3 Cleaning

- Skim debris from the water surface daily.
- Brush pool walls and floor weekly to prevent algae growth.
- Vacuum the pool floor as needed to remove settled debris.

6.4 Liner Repair

In case of minor damage, a repair patch is included for easy fixes. Clean and dry the affected area thoroughly before applying the patch according to its instructions.

6.5 Winterization

For seasonal use, properly winterize your pool before freezing temperatures arrive. This typically involves draining the pool, cleaning the liner, disassembling components, and storing them in a dry, protected area. Refer to the full manual for detailed winterization steps.

7. TROUBLESHOOTING

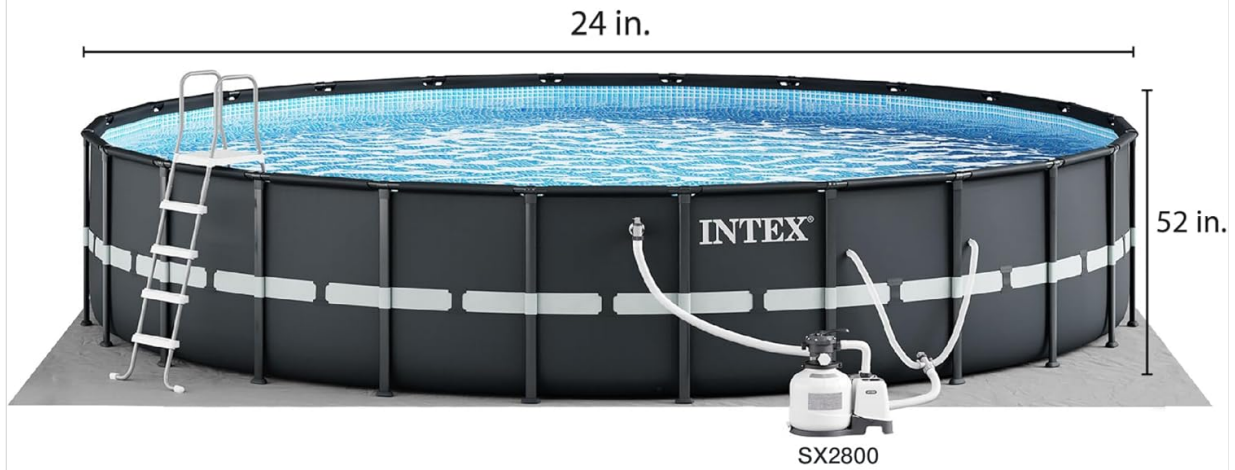
Problem	Possible Cause	Solution
Water is cloudy or dirty	Insufficient filtration; improper water chemistry; dirty filter sand.	Run filter pump longer; backwash/rinse filter; test and adjust water chemistry; replace filter sand if old.
Pump not running	Power supply issue; clogged impeller; pump malfunction.	Check power connection and circuit breaker; inspect and clean impeller; contact customer support if pump is faulty.
Water leaking from pool	Puncture in liner; loose hose connections; faulty drain plug.	Locate and repair puncture with included patch; tighten all hose clamps; ensure drain plug is securely closed.
Frame instability	Uneven ground; improperly assembled frame components.	Ensure pool is on a perfectly level surface; re-check all Easy Lock System connections for secure fit.

For issues not listed here, or if troubleshooting steps do not resolve the problem, please contact Intex customer support.

8. SPECIFICATIONS



APPROX. SETUP
60 MIN.



WATER DEPTH
46 in.



WATER CAPACITY
12,481 gal.

Image: Key dimensions and water capacity of the Intex Ultra XTR Deluxe 24' x 52" pool.

Brand	Intex
Model Number	26339EH
Product Dimensions (L x W x H)	288"L x 288"W x 50.88"H (24' x 24' x 52")
Shape	Round
Water Capacity	12,481 Gallons
Water Depth	46 inches
Material	Alloy Steel, Polyvinyl Chloride (PVC)
Liner Construction	3-Ply PVC (50% higher tear resistance)
Frame Construction	Galvanized Steel with inner and outer powder coating
Filter Pump Type	Krystal Clear Sand Filter Pump SX2800 (#26647EG)
Pump Flow Rate	2800 GPH
Assembly Time	Approx. 60 minutes
Item Weight	284.6 Pounds
UPC	078257263394




9. WARRANTY & SUPPORT




The Intex Ultra XTR Deluxe Above Ground Swimming Pool Set includes a **2-year warranty** for peace of mind. This warranty covers manufacturing defects and ensures the quality of the product under normal use. For warranty claims, technical assistance, or to order replacement parts, please contact Intex customer support directly. Keep your proof of purchase and model number (26339EH) readily available when contacting support.

Intex Customer Service: Refer to the contact information provided in your product packaging or visit the official Intex website for the most current support details.

© 2023 Intex Recreation Corp. All rights reserved. This manual is for informational purposes only.

Related Documents - 26339EH

	<p>Intex 18 ft x 52 in Ultra XTR Frame Pool Set with Sand Filter Pump</p> <p>Overview of the Intex 18 ft x 52 in Ultra XTR Frame Round Above Ground Swimming Pool Set with Sand Filter Pump (Model 26329EH), including key specifications and a link to the official product page.</p>
	<p>Intex Krystal Clear Sand Filter Pump SF90110-1 Owner's Manual</p> <p>Comprehensive owner's manual for the Intex Krystal Clear Sand Filter Pump, Model SF90110-1. Includes setup instructions, operating procedures, maintenance tips, troubleshooting guide, and safety information for above-ground swimming pools.</p>
	<p>Intex Frame Pool Set Family User Manual - Models 260x160x65cm and Others</p> <p>Comprehensive user manual for Intex Frame Pool Set Family models, including setup instructions, maintenance guidelines, troubleshooting tips, and warranty information for safe and enjoyable pool use.</p>

	<p>Intex Ultra XTR® Pool Owner's Manual: Setup, Safety, Maintenance, and Warranty</p> <p>Comprehensive owner's manual for the Intex Ultra XTR® Pool (14' - 26'). Includes detailed safety instructions, setup guides, maintenance tips, winterization procedures, troubleshooting, and warranty information.</p>
	<p>Intex Krystal Clear SX 1500 Sand Filter Pump Manual & Installation Guide</p> <p>Comprehensive user manual and installation guide for the Intex Krystal Clear SX 1500 Sand Filter Pump (Model SF90220-2). Learn about safe installation, operation, maintenance, troubleshooting, and warranty information.</p>
	<p>Intex Ultra XTR / Prism Frame Rectangular Pools Owner's Manual</p> <p>Comprehensive owner's manual for Intex Ultra XTR and Prism Frame Rectangular Pools, covering safety, parts identification, step-by-step setup instructions, maintenance, troubleshooting, drainage, winter preparation, and limited warranty information.</p>

Documents - Intex – 26339EH



[\[pdf\]](#) User Manual Owner's Manual Instructions Specifications Accessories

User Manual of Product 1 INTEX 26339EH Ultra XTR DeluxeAbove Ground Swimming Pool Set 24ft x 52in Includes 2800 GPH Cartridge Sand Filter Pump SuperTough Puncture Resistant Rust Easy to Assemble Intex Recreation Corp 28001E Auto Cleaner PackC1eKYKypg6Lm media amazon images I C1eKYKypg6L |||

User Manual of Product 1: INTEX**26339EH** Ultra XTR Deluxe Above Ground Swimming Pool Set: 24ft x 52in Includes 2800 GPH Cartridge Sand Filter Pump SuperTough Puncture Resistant Rust Resistant Easy to Assemble User Manual of Product 2: Intex Recreation Corp 28001E Intex Auto Pool Cleaner, 1 Pack, ... lang:en score:30 filesize: 5.83 M page_count: 32 document date: 2023-07-21

[Intex Above Ground Pools and Accessories Catalog 2020](#)

Explore the comprehensive 2020 catalog from Intex, featuring a wide range of above ground pools including Easy Set, Metal Frame, Prism Frame, Ultra XTR, and Graphite Gray Panel models. Discover essential pool accessories, advanced filtration systems, and sanitation solutions designed to enhance your swimming experience. lang:en score:27 filesize: 12.57 M page_count: 30 document date: 2019-07-15



[\[pdf\]](#) Catalog

ABOVE GROUND POOLS INTEX 2020 AGP intex store ru upload intexcatalog Каталог Intex Catalog
sochi 2016 01 |||



INTERNATIONAL Intex Development Co., Ltd. 9th Floor, Everbright Centre, 108 Gloucester Road, Wanchai ... oximate set-up size Water Capacity 90 : 12,481 gal 47,241L Ready for Water in 60 Minutes ITEM# **26339EH** 26340NP 26340GN VOLTAGE SAND FILTER PUMP 110-120V W/GFCI 2,800 gal 10.5m 220-240V 2,...
lang:en score:19 filesize: 12.57 M page_count: 30 document date: 2019-07-15

[\[pdf\]](#) Catalog

2024 AGP cover 0417 low Blue Mount INTEX intex store ru upload intexcatalog |||



AG P2024 ABOVE GROUND POOLS INTERNATIONAL Intex Development Co., Ltd. 9th Floor, Everbright Centre, ... 1 ea 1box 288.0 lb 130.9 kg 1 ea 1box 294.1 lb 133.7 kg 1 ea 1box 296.1 lb 134.6 kg ITEM# **26339EH** 26340NP 26340GN VOLTAGE 110-120V W/GFCI 220-240V 220-240V W/RCD SAND FILTER PUMP 2,800...
lang:en score:18 filesize: 17.75 M page_count: 38 document date: 2023-05-30

[\[pdf\]](#)

buypool ua AGP Intex 2023 |||



AG P2023 ABOVE GROUND POOLS INTERNATIONAL Intex Development Co., Ltd. 9th Floor, Everbright Centre, ... 1 ea 1box 288.0 lb 130.9 kg 1 ea 1box 294.1 lb 133.7 kg 1 ea 1box 296.1 lb 134.6 kg ITEM# **26339EH** 26340NP 26340GN VOLTAGE 110-120V W/GFCI 220-240V 220-240V W/RCD SAND FILTER PUMP 2,800...
lang:en score:18 filesize: 6.06 M page_count: 34 document date: 2022-06-16

[Intex Above Ground Pools 2021 Catalog](#)

Explore the 2021 Intex catalog featuring a wide range of above-ground pools, including Small Frame Pools, Easy Set Pools, Metal Frame Pools, Prism Frame Pools, Greywood Prism Frame Pools, Graphite Gray Panel Pools, and Ultra XTR Frame Pools. Discover innovative features like Hydro Aeration Technology and a variety of pool accessories for maintenance and enjoyment.

lang:en score:18 filesize: 9.19 M page_count: 32 document date: 2020-07-15



[Intex Above Ground Pools 2022 Catalog](#)

Explore the wide range of Intex above ground pools for summer fun, including Easy Set, Metal Frame, Prism Frame, Greywood Prism Frame, Graphite Gray Panel, and Ultra XTR Frame pools. Discover essential pool accessories and maintenance systems.

lang:en score:17 filesize: 13.3 M page_count: 34 document date: 2021-06-21



[\[pdf\]](#)

ÐÐ°ÑÐ°Ð»»Ð°Ð³ INTEX 2022 ÐÐ°ÑÐµÐ¹Ð½Ðµ, ÐÐ°ÑÐ°Ð»»Ð°Ð³, Ð½Ð°Ð³Ð°ÑÐ°ÑÑ Intex ÑÐ°

Bestway AGP intex dosug ua |||



AG P2022 ABOVE GROUND POOLS INTERNATIONAL Intex Development Co., Ltd. 9th Floor, Everbright Centre, ... 1 ea 1box 288.0 lb 130.9 kg 1 ea 1box 294.1 lb 133.7 kg 1 ea 1box 296.1 lb 134.6 kg ITEM# **26339EH** 26340NP 26340GN VOLTAGE 110-120V W/GFCI 220-240V 220-240V W/RCD SAND FILTER PUMP 2,800...
lang:en score:17 filesize: 13.6 M page_count: 0 document date: 0000-00-00

