

## Blink Blink XT

# Blink XT Home Security System Instruction Manual

Your guide to setting up, operating, and maintaining your Blink XT cameras.

## 1. INTRODUCTION

The Blink XT Home Security System provides a wireless, battery-powered solution for monitoring your home or property. Designed for ease of use, the system integrates with your home Wi-Fi network and allows for remote viewing and management via the Blink Home Monitor app.

This manual will guide you through the installation, configuration, and daily operation of your Blink XT system, ensuring optimal performance and security.

## 2. SYSTEM COMPONENTS

Your Blink XT system typically includes the following components:

- **Blink XT Camera(s):** Wireless, weather-resistant cameras with motion detection and night vision capabilities.
- **Blink Sync Module:** The central hub that connects your cameras to the internet via your Wi-Fi network.
- **Mounting Hardware:** Screws and mounts for camera installation.
- **AA Lithium Batteries:** For powering the cameras.
- **USB Cable and Power Adapter:** For the Sync Module.

## 3. SETUP GUIDE

### 3.1. Download the Blink Home Monitor App

Before beginning installation, download the Blink Home Monitor app from your device's app store. The app is available for both iOS and Android devices.

[Download for iOS \(Apple App Store\)](#)

[Download for Android \(Google Play Store\)](#)

Follow the on-screen instructions within the app to create a new account or log in to an existing one.

### 3.2. Set Up the Sync Module

1. Plug the Sync Module into a power outlet using the provided USB cable and power adapter. Ensure it is placed centrally within your home, ideally within range of your Wi-Fi router and where your cameras will be located.

2. Open the Blink Home Monitor app and select "Add a System."
3. Follow the app's prompts to connect the Sync Module to your home Wi-Fi network. You will need your Wi-Fi network name (SSID) and password.
4. Once connected, the Sync Module's blue and green lights will be solid.

### 3.3. Install and Add Cameras

1. Insert the two AA lithium batteries into each Blink XT camera.
2. In the Blink app, select "Add a Device" and choose "Blink Camera."
3. Scan the QR code located on the back of the camera or manually enter its serial number.
4. The app will guide you through connecting the camera to your Sync Module.
5. **Camera Placement:** Choose a location for your camera that provides the desired view and is within effective range of the Sync Module and your Wi-Fi network. Consider using a Wi-Fi extender if coverage is an issue in larger homes or properties. Mount the camera securely using the provided hardware.

## 4. OPERATING YOUR BLINK XT SYSTEM

---

### 4.1. Arming and Disarming the System

The Blink app allows you to arm or disarm your entire system or individual cameras. When armed, cameras will record clips upon detecting motion.

- **Arm:** Tap the "Arm" button in the app to activate motion detection for all cameras in the system.
- **Disarm:** Tap the "Disarm" button to temporarily disable motion detection.
- **Schedules:** Set up custom schedules within the app to automatically arm and disarm your system at specific times.

### 4.2. Motion Detection Settings

Customize motion detection to suit your environment and reduce false alarms:

- **Sensitivity:** Adjust the motion sensitivity slider in camera settings. Higher sensitivity detects smaller movements, while lower sensitivity requires more significant motion.
- **Activity Zones (BETA):** Define specific areas within the camera's view where motion detection should be active or ignored. This is useful for excluding areas with constant movement like swaying tree branches or busy streets.
- **Retrigger Time:** Set the delay before the camera can detect motion again after recording a clip.

### 4.3. Live View

You can view a live feed from your cameras at any time through the app. Note that continuous live viewing can consume battery life more quickly.

- Tap the camera icon next to the camera name in the app to start a live view.
- Live view is typically limited to one camera at a time.

### 4.4. Viewing and Managing Clips

Recorded motion clips are stored in the cloud and accessible via the app.

- Access your clips from the "Clips" tab in the app.
- You can play, download, or delete clips from this section.
- Cloud storage capacity and retention policies may vary; refer to Blink's official website for current details.

## 4.5. Alexa Integration

The Blink system can be integrated with Amazon Alexa for voice control.

- Enable the "Blink SmartHome" skill in the Alexa app.
- Link your Blink account.
- Use voice commands such as "Alexa, arm the [System Name] system" or "Alexa, show me [Camera Name]."

## 5. MAINTENANCE

---

### 5.1. Battery Replacement

Blink XT cameras are designed for extended battery life, often lasting up to two years under typical usage. Battery life can be affected by factors such as temperature, number of motion events, and frequency of live view sessions.

- The Blink app will notify you when camera battery levels are low.
- To replace batteries, open the battery compartment on the back of the camera and insert two new AA 1.5V Lithium batteries. Ensure correct polarity.

### 5.2. Cleaning Your Camera

Periodically clean the camera lens and housing to ensure clear image quality. Use a soft, dry cloth. Avoid abrasive cleaners or excessive moisture.

## 6. TROUBLESHOOTING

---

### 6.1. Connectivity Issues

- **Sync Module Offline:** Ensure the Sync Module is plugged in and its lights are solid blue and green. Check your home Wi-Fi connection. Try restarting your Wi-Fi router and the Sync Module.
- **Camera Offline:** Verify the camera is within range of the Sync Module and has sufficient battery. Try moving the camera closer to the Sync Module or repositioning the Sync Module.
- **Weak Signal:** If the app indicates a weak signal (yellow bars), consider using a Wi-Fi extender or relocating your Sync Module for better coverage.

### 6.2. Motion Detection Problems

- **False Alarms:** Adjust motion sensitivity downwards. Utilize Activity Zones to exclude areas with irrelevant motion (e.g., tree branches, pets). Ensure the camera is not pointed directly at reflective surfaces or areas with rapid light changes.
- **Missed Detections:** Increase motion sensitivity. Verify Activity Zones are correctly configured to include the desired monitoring area. Ensure the camera lens is clean and unobstructed.

### 6.3. App Performance Issues

- **App Crashing/Freezing:** Ensure your Blink Home Monitor app is updated to the latest version. Try force-closing and reopening the app. If issues persist, clear the app's cache (Android) or reinstall the app.
- **Slow Loading:** Check your internet connection speed. A stable and fast connection is crucial for optimal app performance and clip viewing.

## 7. SPECIFICATIONS

---

Feature	Description
Connectivity	Wireless (Wi-Fi 802.11n)
Power Source	2x AA 1.5V Lithium Batteries (Cameras), USB Power Adapter (Sync Module)
Motion Detection	PIR (Passive Infrared) Sensor with adjustable sensitivity and activity zones
Night Vision	Infrared (IR) Illumination
Operating Environment	Indoor/Outdoor (Weather-resistant)
Storage	Cloud Storage for video clips



## 8. SUPPORT AND WARRANTY





For further assistance, technical support, or warranty information, please refer to the official Blink support channels.

- **Online Support:** Visit the official Blink support website for FAQs, troubleshooting guides, and contact options.
- **Customer Service:** Contact Blink customer service directly for personalized assistance.

*Specific warranty terms and conditions are provided at the time of purchase and can be found on the product packaging or Blink's official website.*

### Related Documents - Blink XT

	<p><a href="#">Wasserstein Solar Panel for Blink Video Doorbell User Manual</a></p> <p>Comprehensive user manual for the Wasserstein Solar Panel, designed to power the Blink Video Doorbell. Includes step-by-step installation instructions, safety precautions, important tips, troubleshooting, and product specifications.</p>
	<p><a href="#">Blink Series 9 - Model 9030 DC Fast Charger Product Manual</a></p> <p>Comprehensive product manual for the Blink Series 9 30kW DC Fast Charger, Model 9030, detailing installation, operation, maintenance, and specifications for electric vehicle charging in commercial and public environments.</p>

	<p><a href="#">Blink Indoor &amp; Outdoor Quick Start Guide: Setup, Safety, and Specifications</a></p> <p>This document provides a quick start guide for Blink Indoor and Blink Outdoor cameras, covering setup instructions, important safety information, battery safety, product specifications, FCC compliance, recycling guidelines, and terms of use.</p>
	<p><a href="#">Blink Smart Security Devices: Safety, Compliance, and Warranty Information</a></p> <p>Comprehensive safety, compliance, and limited warranty information for Blink Floodlight Mount, Blink Outdoor, and Blink Sync Module 2 devices from Amazon.</p>
	<p><a href="#">Blink Indoor &amp; Outdoor Quick Start Guide: Setup, Safety, and Warranty</a></p> <p>Comprehensive guide for setting up your Blink Indoor and Outdoor cameras. Includes quick start instructions, essential safety information, product specifications, EU conformity details, and limited warranty information from Blink (an Amazon company).</p>
	<p><a href="#">Blink Mini Smart Security Camera: Features, Setup, and FAQ</a></p> <p>Comprehensive guide to the Blink Mini indoor HD security camera, covering features, specifications, setup instructions, and frequently asked questions. Learn about motion detection, two-way audio, and app integration.</p>

Documents - Blink – Blink XT




[pdf] User Manual Installation Guide

New Blink XT Solar Panel User Manual R02 Outdoor XT2 Manuals Wasserstein — Home BlinkXTSol drive google file d 1KcgyImBUBfyVVcvZLzW4UWjKNKCNUbk view usp sharing |||

Solar Panel TM For Blink XT™ and Blink XT 2 Cam™ Box Content: Solar Panel 360-degree Mounting Bracket Weatherproof Micro USB connector Installation Screws Wall Anchors User Manual Where should I install the Solar Panel You can mount the solar panel up to 13.1 ft/4 m max cable length a...

lang:en score:35 filesize: 8.64 M page\_count: 3 document date: 2019-07-30



[\[pdf\]](#) User Manual Installation Guide Instructions Documentation Diagram

Blink Xt Manual Pdf User s Product XT Touch buttons nexmosphere document |||

PRODUCT MANUAL XT TOUCH BUTTONS Table of content 1. General 1 2. Product overview 1 3. Functionality and API commands 2 3.1 Touch detection 2 3.2 Button LED control 3 4. Installation requirements and guidelines 4 4.1 Connection Diagrams 4 4.2 Hardware integration guidelines 4 5. Se...

lang:en score:27 filesize: 1.61 M page\_count: 14 document date: 2021-07-02



[\[pdf\]](#) Instructions

Nacov Adam Safety and Compliance IMPORTANT PRODUCT INFORMATION Use Responsibly Read all instructions safety information before use FA Blink US Final Billy Update 4 26 2021 blinkforhome s |||

Safety and Compliance IMPORTANT PRODUCT INFORMATION Use Responsibly.

Read all instructions and safety information before use. FAILURE TO FOLLOW THESE SAFETY INSTRUCTIONS COULD RESULT IN FIRE, ELECTRIC SHOCK, OR OTHER INJURY OR DAMAGE. BATTERY SAFETY Blink Indoor Cameras, Blink Outdoor Camera, Blink...

lang:en score:27 filesize: 513.05 K page\_count: 5 document date: 2021-04-26



[\[pdf\]](#) User Manual

Blink XT XT2 Solar Light Manual Outdoor Floodlight Panel Charger User Manuals Wasserstein — Home BlinkXTSolLight drive google file d 1tqeo7z5nm6FMc9fKCSd0TjIGkdYn dM7 view usp sharing |||

Battery Replacement Attention When inserting a new battery, pay attention to the polarity marking +/- . Use the batteries of the type recommended for this device. Do not dispose of spent batteries with municipal waste. Put them into special containers for spent batteries. Do not recharge batte...

lang:en score:25 filesize: 9.23 M page\_count: 3 document date: 2019-09-04




[\[pdf\]](#) User Manual Installation Guide

Blink PET Solar Panel User Manual Outdoor XT2 XT Premium Manuals Wasserstein — Home

BlinkXTSolBlk PUSA drive google file d 1iZSBMHlie2tWjLseCRgxfabRR3G2wG04 view usp sharing |||

Solar Panel Compatible with Blink Outdoor, Blink XT2 and Blink XT Cameras Box Content: 1 x Solar Panel with weatherproof connector 1 x 360-degree Mounting Bracket Installation Screws Wall Anchors www.wasserstein-home.com Need help Send us an email at: contact wasserstein-home.com Where shoul...


lang:en score:25 filesize: 911.64 K page\_count: 3 document date: 2020-11-11



### [Wasserstein 3-in-1 Smart Floodlight, Charger & Mount for Blink Outdoor and Blink XT2 User Manual](#)

This user manual provides instructions for installing, setting up, and using the Wasserstein 3-in-1 Smart Floodlight, Charger & Mount for Blink Outdoor and Blink XT2 cameras. It covers safety information, installation steps, wiring, app setup, device linking, third-party control, and product specifications.

lang:en score:24 filesize: 1.2 M page\_count: 14 document date: 2022-11-28



### [\[pdf\] User Manual Owner's Manual Frequently Asked Questions Specifications](#)

Blink Outdoor 3rd Gen Floodlight — wireless 2 year battery life HD floodlight mount and smart security camera Complete Features Owner s Manual User Wireless Home Tech Supply blink outdoor gen hd hometechsupply 2023 06 |||

Manuals -- User Manuals Simplified. Blink Outdoor 3rd Gen Floodlight -- wireless, 2-year battery ... era by adjusting it. Frequently Asked Questions What is the most recent Blink camera version The Blink XT2 Outdoor/Indoor Smart Security Camera is the Blink XT s successor. The XT2 adds to the XT s...

lang:en score:23 filesize: 485.65 K page\_count: 6 document date: 2023-05-29



### [WASSERSTEIN 4-in-1 Battery Floodlight, Charger, and Mount with Solar Panel User Manual](#)

User manual for the WASSERSTEIN 4-in-1 Battery Floodlight, Charger, and Mount with Solar Panel. Includes setup, installation, and operation instructions for compatibility with Blink, Arlo, and Wyze cameras.

lang:en score:22 filesize: 8.3 M page\_count: 11 document date: 2023-08-16

Link XT	
Video:	1080p capable, 720p default
Imaging:	Full color, auto white balance, auto exposure
Motion Detection:	PIR based hardware detection with adjustable sensitivity
sensitivity detection up to 20 feet	from camera
Battery Type:	2 AA lithium batteries
Battery level indicator:	Yes
Battery life:	2 years under normal operation, up to 5 years in sleep mode
Night Vision:	Yes
Temperature sensor:	Yes
Audio:	Built in microphone
Field of view:	110 degrees
Focus range:	Fixed Focus (2" to infinity)
Operating Temperature:	-4° to 113° F (-20° to 45° C)
Environmental Rating:	IP-65
Dimensions:	71 x 71 x 34 mm

## What's the Difference Between Blink XT and XT2

First and most important is the speaker in the bottom. You'll see 15 small holes on the bottom of the camera. This is where the sound comes out when you're talking to someone you see on camera. This speaker is what enables the XT2 to have two-way audio.

The next difference is on the front of the camera. The blink logo on the bottom and the outline of the corner plastic is a light shade of grey on the new XT2.

[\[pdf\]](#) User Manual Installation Guide Instructions Documentation Diagram






[\[pdf\]](#) User Manual

Kejciaczek Buy Blink Sync XT B1SX1M11 Wi Fi IP CCTV camera set 10 channel incl 1 1280 x 720 p  
Conrad Electronic manual 1646398 blink sync xt b1sx1m11 wi fi ip cctv asset conrad media10 add  
160267 c1 pl 001646398ML01 |||

INSTRUKCJA OBSŁUGI Zestaw monitorujący Blink Sync XT Nr produktu: 1646398 To  
takie proste z BLINK Maly, bezprzewodowy, niedrogi i łatwy w uyciu: to mrugnicie.  
Kontrolowane przez aplikację Domowy system monitoringu i alarmowy z USA jest  
teraz na rynku rwnie w Niemczech. w tym aplikacja na iOS lub ...  
lang:pl **score:19** filesize: 1018.55 K page\_count: 23 document date: 2020-08-10

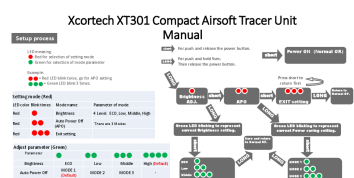


[\[pdf\]](#) User Manual Installation Guide Instructions Documentation Diagram

✓ nexmosphere XT EF series Manual syscomtec produktbereich source Artikel 8441 |||  
PRODUCT MANUAL XT-EF SERIES AIR GESTURE SENSOR Table of content 1.  
General 1 2. Product overvi ... UP LEFT XC Xperience controller XT-EF Electrode  
RIGHT Grounded DC Power supply LED BLINK LED **BLINK XT** X-talk cable XT-EF  
Driver UP LEFT XC Xperience controller XT-EF Electrode XT-EF650 D...  
lang:en **score:19** filesize: 1.85 M page\_count: 10 document date: 2020-12-16

[\[pdf\]](#) User Manual

Xcortech XC JL Manual LED meaning Red for selection of setting mode Green mode XT301 Compact  
Airsoft Tracer Unit • Detail Auto Power Off APO Eng 20180528 xcortech tw Blink Xt Pdf User s Setup  
process Tracr EN Dytac Mini valojuovayksikkö MilGear parameter Example blink twice go |||  
Xcortech XT301 Compact Airsoft Tracer Unit Setup process Manual LED meaning:  
Red for selection of setting mode Green for selection of mode parameter Example: =  
Red LED blink twice, go for APO setting = Green LED blink 3 times. Setting mode  
Red LED color Blink times Mode name Red Brightness ...  
lang:en **score:19** filesize: 478.04 K page\_count: 3 document date: 2018-05-28





## [pdf] Instructions Warranty

Alex Specht E232856 Blink Warranty qvc footers el |||

Blink Two-Year Limited Warranty This Blink XT 3 Camera System the Device is covered by the following Two-Year Limited Warranty. Immedia Semiconductor, LLC warrants the Device against defects in materials and workmanship under ordinary consumer use for two years from the date of original shipment...

lang:en score:17 filesize: 417 K page\_count: 2 document date: 2019-02-15


## [pdf] User Manual Quick Start Guide Installation Guide Instructions Troubleshooting Guide

3 625 insert 5 panel BlinkXT Exhibit D Users Manual per 2 1033 b3 Immedia Semiconductor LLC

H1663003 Outdoor WiFi Connected Home Security Camera 2AF77 2AF77H1663003 h1663003

Thank you for purchasing Blink You can install Blink in three easy steps: 1. Download the Blink Ho ... he box and follow the Blink App instructions to proceed. Lithium AA Lithium AA Blink Camera Blink XT Camera Technical Support In the event that you encounter issues with system set-up or func...

lang:en score:16 filesize: 1.04 M page\_count: 2 document date: 2017-03-07



## [pdf] User Manual Installation Guide Instructions Documentation Diagram

xt ef series air gesture sensor SyscomtecAll content contained herein is subject to change without prior notice AirGestures and as a results how well the XT EF able detect those nexmosphere

Manualsyscomtec produktbereich source Artikel 8441 nexmosphere Manual |||

PRODUCT MANUAL XT-EF SERIES AIR GESTURE SENSOR Table of content 1. General 1 2. Product overvi ... UP LEFT XC Xperience controller XT-EF Electrode RIGHT Grounded DC Power supply LED BLINK LED **BLINK XT** X-talk cable XT-EF Driver UP LEFT XC Xperience controller XT-EF Electrode XT-EF650 D...

lang:en score:16 filesize: 1.85 M page\_count: 10 document date: 2020-12-16



[pdf] Frequently Asked Questions Warranty

Mark Charles QVC Inc How do I set up my Blink system 1 Plug the Sync Module Place your sync module near wi fi router for best connection Anywhere s Modules can communicate with cameras to 100 ft E232000 faq qvc footers el |||

FAQ How do I set up my Blink system 1. Plug the Sync Module the small black square with two LED li ... conds of video or 1,440 five-second events at no extra cost. However, customers who purchase this Blink XT 4-camera system will automatically receive double the free cloud storage for videos capture...

lang:en score:15 filesize: 102.71 K page\_count: 4 document date: 2018-07-20




[pdf] User Manual

CAN User Manual Basesailor Blink XT XT2 Micro USB Cable with Charger Adapter 6M Brick and 90 Degree Right Angled End Charging Cord Waterproof Power Supply for Outdoor Indoor Camera Amazon co uk DIY Tools B11keGCdomL m media amazon images I |||

...

lang:en score:15 filesize: 2.02 M page\_count: 2 document date: 2023-06-06



[pdf] Frequently Asked Questions

Alex Specht FAQ QVC How do I set up my Blink system o 1 Plug the Sync Module into any wall outlet 2 Launch app for iOS or Android and run Setup Wizard 3 Place your unit s wherever you d like E231045 FAQBlinkXT qvc footers el

FAQ How do I set up my Blink system o 1. Plug the Sync Module into any wall outlet o 2. Launch the ... nk s initial release will only allow for one active Live View feed at a time. Where can I place my Blink XT camera units Anywhere With no wires or cords to worry about and a completely weatherproof...

lang:en score:15 filesize: 315.51 K page\_count: 5 document date: 2017-11-29

FAQ

How do I set up my Blink system?

1. Plug the Sync Module (the small black square with two LED lights) into any wall outlet.
2. Download the Blink app for iOS in the App Store, Google Play Store for Android, or Amazon App Store for Fire OS. Launch the app and follow the in-app instructions.
3. Place your Blink eye module near your Wi-Fi router for best connection. Once these steps are complete, Blink's wire-free design and included mount make it simple to install or relocate your units.

How much storage do I get for recorded videos?

With our unique live cloud storage, you can store up to 7200 total seconds of video (or 1,440 five-second events) at no extra cost. However, customers who purchase this Blink XT2 3-camera system will automatically receive double the free cloud storage for videos captured by their system only. This means that you will be able to store up to 21,600 total seconds of video (or 4,320 five-second events) for free! If you reach your storage limit, your oldest alert clips will automatically be deleted to make room for the newest ones.

Does Blink come with a warranty?

Yes! Our existing Blink devices, Blink as a one-year manufacturer's limited warranty. However, customers who purchase this Blink XT2 3-camera system will automatically receive a two-year manufacturer's limited warranty.

Where can I find the Blink app?

iOS: We can find the Blink app within the App Store. Android users can find the Blink app within the Google Play Store. Fire OS users can find the Blink app in the Amazon App Store.

Can the Blink app be accessed from more than one device?

Yes! You can download our app and log into the same account from as many iOS and Android devices as you'd like, or the entire household can receive alerts or check in at home. You do not need to create a new account simply log in to the app on a new device with the email and password you or your family member has already created. Please note that Blink will only allow for one active Live View feed at a time.

Where can I place my Blink XT2 camera units?

Anywhere - Blink's Sync Module can communicate with Blink cameras up to 100 ft away (relative to the structure of your home) with no wires or cords to worry about and a completely weatherproof design. Blink XT2 can go where other systems cannot. Place it inside or outside, on a shed/dock, dock or midship, which is in the front door, wall, or ceiling, or mount it in a corner.

Does Blink XT2 work outside?

Yes, Blink XT2 is a completely weatherproof unit designed to be used inside and out! Sunbake, rain, or snow. Blink XT2 is built to handle it all!

FAQ

How do I set up my Blink system?

1. Plug the Sync Module (the small black square with two LED lights) into any wall outlet.
2. Download the Blink app for iOS in the App Store, Google Play Store for Android, or Amazon App Store for Fire OS. Launch the app and follow the in-app instructions.
3. Place your Blink eye module near your Wi-Fi router for best connection. Once these steps are complete, Blink's wire-free design and included mount make it simple to install or relocate your units.

How much storage do I get for recorded videos?

With our unique live cloud storage, you can store up to 7200 total seconds of video (or 1,440 five-second events) at no extra cost. However, customers who purchase this Blink XT2 4-camera system will automatically receive double the free cloud storage for videos captured by their system only. This means that you will be able to store up to 14,400 total seconds of video (or 2,880 five-second events) for free! If you reach your storage limit, your oldest alert clips will automatically be deleted to make room for the newest ones.

Does Blink come with a warranty?

Yes! Our existing Blink devices, Blink as a one-year manufacturer's limited warranty. However, customers who purchase this Blink XT2 4-camera system will automatically receive a two-year manufacturer's limited warranty.

Where can I find the Blink app?

iOS: We can find the Blink app within the App Store. Android users can find the Blink app within the Google Play Store. Fire OS users can find the Blink app in the Amazon App Store.

Can the Blink app be accessed from more than one device?

Yes! You can download our app and log into the same account from as many iOS and Android devices as you'd like, or the entire household can receive alerts or check in at home. You do not need to create a new account simply log in to the app on a new device with the email and password you or your family member has already created. Please note that Blink will only allow for one active Live View feed at a time.

Where can I place my Blink XT2 camera units?

Anywhere - Blink's Sync Module can communicate with Blink cameras up to 100 ft away (relative to the structure of your home) with no wires or cords to worry about and a completely weatherproof design. Blink XT2 can go where other systems cannot. Place it inside or outside, on a shed/dock, dock or midship, which is in the front door, wall, or ceiling, or mount it in a corner.

Does Blink XT2 work outside?

Yes, Blink XT2 is a completely weatherproof unit designed to be used inside and out! Sunbake, rain, or snow. Blink XT2 is built to handle it all!

FAQ

How do I set up my Blink system?

1. Plug the Sync Module (the small black square with two LED lights) into any wall outlet.
2. Download the Blink app for iOS in the App Store, Google Play Store for Android, or Amazon App Store for Fire OS. Launch the app and follow the in-app instructions.
3. Place your Blink eye module near your Wi-Fi router for best connection. Once these steps are complete, Blink's wire-free design and included mount make it simple to install or relocate your units.

How much storage do I get for recorded videos?

With our unique live cloud storage, you can store up to 7200 total seconds of video (or 1,440 five-second events) at no extra cost. However, customers who purchase this Blink XT2 3-camera system will automatically receive triple the free cloud storage for videos captured by their system only. This means that you will be able to store up to 21,600 total seconds of video (or 4,320 five-second events) for free! If you reach your storage limit, your oldest alert clips will automatically be deleted to make room for the newest ones.

Does Blink come with a warranty?

Yes! Our existing Blink devices, Blink as a one-year manufacturer's limited warranty. However, customers who purchase this Blink XT2 3-camera system will automatically receive a two-year manufacturer's limited warranty.

Where can I find the Blink app?

iOS: We can find the Blink app within the App Store. Android users can find the Blink app within the Google Play Store. Fire OS users can find the Blink app in the Amazon App Store.

Can the Blink app be accessed from more than one device?

Yes! You can download our app and log into the same account from as many iOS and Android devices as you'd like, or the entire household can receive alerts or check in at home. You do not need to create a new account simply log in to the app on a new device with the email and password you or your family member has already created. Please note that Blink will only allow for one active Live View feed at a time.

Where can I place my Blink XT2 camera units?

Anywhere - Blink's Sync Module can communicate with Blink cameras up to 100 ft away (relative to the structure of your home) with no wires or cords to worry about and a completely weatherproof design. Blink XT2 can go where other systems cannot. Place it inside or outside, on a shed/dock, dock or midship, which is in the front door, wall, or ceiling, or mount it in a corner.

Does Blink XT2 work outside?

Yes, Blink XT2 is a completely weatherproof unit designed to be used inside and out! Sunbake, rain, or snow. Blink XT2 is built to handle it all!

[\[pdf\]](#) Instructions Frequently Asked Questions Warranty

Blink QVC FAQs E233805 qvc footers el

FAQ How do I set up my Blink system 1. Plug the Sync Module the small black square with two LED li ... conds of video or 1,440 five-second events at no extra cost.

However, customers who purchase this Blink XT2 3-camera system will automatically receive double the free cloud storage for videos captur...

lang:en score:15 filesize: 213.69 K page\_count: 3 document date: 2019-12-19

[\[pdf\]](#) Instructions Frequently Asked Questions Warranty

Blink QVC FAQs E233122 qvc footers el

FAQ How do I set up my Blink system 1. Plug the Sync Module the small black square with two LED li ... conds of video or 1,440 five-second events at no extra cost.

However, customers who purchase this Blink XT2 4-camera system will automatically receive double the free cloud storage for videos captur...

lang:en score:15 filesize: 77.59 K page\_count: 3 document date: 2019-07-12

[\[pdf\]](#) Instructions Frequently Asked Questions Warranty

Blink QVC FAQs E233668 qvc footers el |||

FAQ How do I set up my Blink system 1. Plug the Sync Module the small black square with two LED li ... conds of video or 1,440 five-second events at no extra cost.

However, customers who purchase this Blink XT2 3camera system will automatically receive triple the free cloud storage for videos capture...

lang:en score:15 filesize: 114.17 K page\_count: 3 document date: 2019-10-25



#### [\[pdf\]](#) User Manual Accessories

CAN User Manual Basesailor Micro USB Power Cable 6M 2Pack Flat Charging Cord Charger for Wyze Cam V3 Pan Nest Yi Blink XT XT2 Camera Furbo Dog Arlo Q Zmodo Netvue Xbox One Controller Outdoor White Amazon co uk Computers Accessories B19EU6CkbeL m media amazon images I |||

...

lang:en **score:14** filesize: 2.07 M page\_count: 2 document date: 2023-06-06



#### [\[pdf\]](#)

UM Blink outdoor 4 solar panel KI 020725 V4 XT XT2 Outdoor 3rd Gen and 4th are not included

Wasserstein is a trademark of Dropcases LtdC1pO5xHsloLm media amazon images I C1pO5xHsloL ref dp product quick view |||

Blink XT, XT2, Outdoor/Outdoor 3rd Gen and Outdoor 4 4th Gen are not included.

Wasserstein is a trademark of Dropcases Ltd. ...

lang:en **score:13** filesize: 4.25 M page\_count: 6 document date: 2025-07-02



#### [\[pdf\]](#) User Manual Specifications

DVR Ryu CCTvstar HL Series User manual 7410356 archive org manualzilla id

User Manual Standalone DVR HL Manual v1.8\_R2 1 CONTENTS Content General Warning Contents 1 NOTICE BEFORE USING PRODUCT 7 SAFETY WARNING PRECAUTION 8 1. PRODUCT DESCRIPTION 14 PRODUCT SPECIFICATION 15 Package Contents 17 Front Panel Layout 18 LED Status Lights 18 USB Port 18 C...

lang:en **score:13** filesize: 9.39 M page\_count: 173 document date: 2011-01-26



[pdf]

Kejciaczek instrukcja obsługi 1646398 zestaw monitorujący blink sync xt asset conrad media10 add 160267 c1 pl 001646398ML01 |||


INSTRUKCJA OBSŁUGI Zestaw monitorujący Blink Sync XT Nr produktu: 1646398 To takie proste z BLINK Mały, bezprzewodowy, niedrogi i łatwy w użyciu: to mrugnicie. Kontrolowane przez aplikację Domowy system monitoringu i alarmowy z USA jest teraz na rynku również w Niemczech. w tym aplikacja na iOS lub ...  
lang:pl score:13 filesize: 982.15 K page\_count: 23 document date: 2020-08-10



[pdf] Frequently Asked Questions Warranty

Mark Charles QVC Inc E232856 FAQ qvc footers el

FAQ How do I set up my Blink system 1. Plug the Sync Module the small black square with two LED li ... conds of video or 1,440 five-second events at no extra cost. However, customers who purchase this Blink XT 3-camera system will automatically receive double the free cloud storage for videos capture...  
lang:en score:12 filesize: 103.13 K page\_count: 4 document date: 2019-03-14



[pdf] Frequently Asked Questions Warranty

Mark Charles QVC Inc E232763 FAQ qvc footers el

FAQ How do I set up my Blink system 1. Plug the Sync Module the small black square with two LED li ... conds of video or 1,440 five-second events at no extra cost. However, customers who purchase this Blink XT 4-camera system will automatically receive triple the free cloud storage for videos capture...  
lang:en score:12 filesize: 101.96 K page\_count: 4 document date: 2018-11-09



[pdf] Frequently Asked Questions Warranty

Rosemary Kann E231650 BlinkXT FAQs qvc footers el

FAQ How do I set up my Blink system 1. Plug the Sync Module the small black square with two LED li ... conds of video or 1,440 five-second events at no extra cost. However, customers who purchase this Blink XT 3-camera system will automatically receive double the free cloud storage for videos capture...  
lang:en score:12 filesize: 109.27 K page\_count: 4 document date: 2018-02-15



**Limitations.** TO THE EXTENT PERMITTED BY LAW, THE WARRANTIES ARE EXCLUSIVE AND IN LIEU OF ALL OTHER WARRANTIES AND REMEDIES, INCLUDING ANY IMPLIED WARRANTIES OF MERCHANTABILITY AND FITNESS FOR ANY PARTICULAR PURPOSE.

Customers can now choose from a large selection of home security products, cameras, and solutions under the Amazon umbrella, including:

- Ring Video Doorbells, Ring Spotlight Cams, Ring Floodlight Cams, and all Ring Accessories

lang:en score:9 filesize: 1.06 M page count: 41 document date: 2019-06-24