



[Manuals.plus](#) /

› [Geekee](#) /

› [Geekee True Wireless Earbuds Bluetooth 5.0 Headphones User Manual](#)

Geekee Geekee G350

Geekee True Wireless Earbuds User Manual

Model: Geekee G350

INTRODUCTION

Thank you for choosing Geekee True Wireless Earbuds. These earbuds are designed to provide a high-fidelity audio experience with the convenience of true wireless technology. Featuring Bluetooth 5.0, IPX5 waterproof rating, and a compact design, they are ideal for sports, workouts, and daily use. This manual will guide you through the setup, operation, and maintenance of your new earbuds.

PACKAGE CONTENTS

PACKAGE CONTENTS



Figure 1: Included items in the Geekee True Wireless Earbuds package.

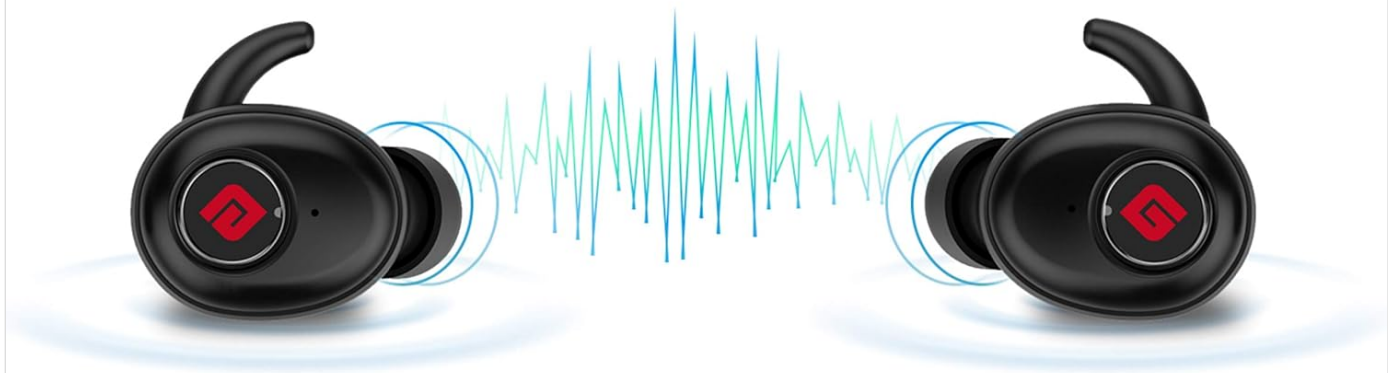
- Geekee G350 True Wireless Bluetooth Earbuds (Left and Right)
- Portable Charging Case
- USB Charging Cable
- Multiple Sizes of Eartips (S, M, L)
- User Manual
- Warranty Card

PRODUCT OVERVIEW AND FEATURES

The Geekee G350 earbuds incorporate advanced technology for superior sound and user experience.

Innovative True Stereo Sound Experience

 **Bluetooth® 5**



Nothing will come between you and your music.

- With benefit of latest Bluetooth 5.0 Technology, True wireless stereo earbuds has been more convenient than ever.
- Enhanced Dual Antenna-Steady Connection without call and music dropouts.
- DSP Noise Reduction-Crystal Clear Voice and Music.
- Low Latency-Deliver sound in sync with visual media.

Figure 2: Innovative True Stereo Sound Experience with Bluetooth 5.0.

- **True Wireless Stereo (TWS):** Utilizes the latest Bluetooth 5.0 technology for a stable and seamless connection.
- **High Fidelity Sound:** Delivers incredible sound quality with deep bass and crystal clear treble.
- **Enhanced Stable Connection:** Dual high sensitivity antenna ensures steady connection without call and music dropouts.
- **Instant Pairing:** Automatically enters pairing mode when taken out of the case and reconnects to your device after initial pairing.
- **Secure Fit & Mini Design:** Lightweight (4.5g) with multiple eartip sizes and earwings for a snug, comfortable fit, ideal for sports.
- **IPX5 Waterproof:** Resistant to sweat and light splashes, suitable for workouts.
- **Extended Battery Life:** Up to 3-3.5 hours of playtime on a single charge, extended to 15 hours with the charging case. Mono mode allows for even longer total playtime (up to 28 hours).
- **Noise Reduction Microphone:** For clear voice calls.

1. Initial Charging

Before first use, ensure both earbuds and the charging case are fully charged. Remove any protective plastic films from the earbud charging contacts if present.

- Place the earbuds into the charging case.
- Connect the USB charging cable to the charging case and a power source (e.g., USB wall adapter, computer USB port).
- The LED indicator on the earbuds will show charging status. The charging case also has an indicator.
- A full charge typically takes approximately 1.5 hours for the earbuds.

Endurable and long-lasting battery life




Figure 3: Battery life and charging information.

2. Pairing with Your Device

The earbuds feature instant pairing technology for a hassle-free connection.

Instant Pairing Technology

Forget complicate pairing procedure



①. Take both earbuds out to enter into pairing mode automatically.



②. Get it connected via Bluetooth settings.

Figure 4: Instant Pairing Technology steps.

1. Ensure Bluetooth is enabled on your smartphone or other Bluetooth-enabled device.
2. Take both earbuds out of the charging case. They will automatically power on and enter pairing mode. The LED indicators on the earbuds will flash, indicating they are ready to pair.
3. On your device, search for Bluetooth devices and select "Geekee G350" from the list.
4. Once connected, the earbud LED indicators will stop flashing, and you will hear a confirmation tone.
5. After the initial pairing, the earbuds will automatically reconnect to your device when taken out of the case, provided Bluetooth is active on your device.

Note: If only one earbud connects, place both earbuds back into the case, then take them out again to re-establish the stereo connection.

OPERATING INSTRUCTIONS

Wearing the Earbuds

Choose the eartip size that provides the most comfortable and secure fit for optimal sound quality and noise isolation.

Gently insert the earbuds into your ear canals and rotate them slightly to ensure a snug fit with the earwings.

Function Button Controls

Each earbud features a multi-function button for controlling playback, calls, and voice assistant.

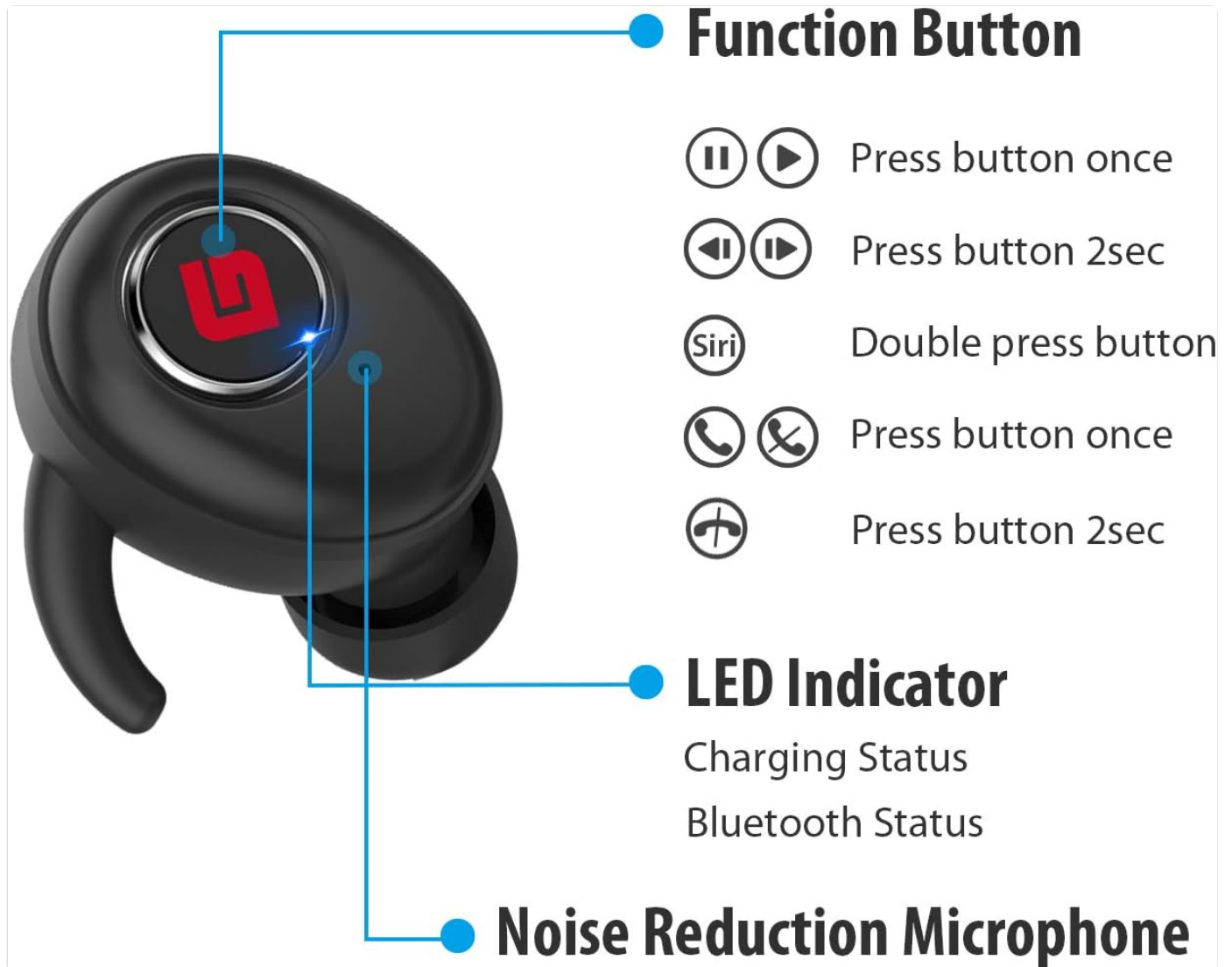



Figure 5: Earbud Function Button and LED Indicator.

Action	Function
Press button once	Play/Pause music, Answer/End call
Press button 2 seconds	Next track (Right earbud), Previous track (Left earbud), Reject call
Double press button	Activate Voice Assistant (Siri, Google Assistant)

Mono Mode vs. TWS Mode

The earbuds can be used individually (Mono Mode) or together (TWS Stereo Mode).



Mono mode



Stay aware of surrounding
on street or driving

TWS mode



Enjoy more unbound Stereo
Soundingor Share your fun
with your partner

Figure 6: Mono Mode and TWS Mode usage examples.

- **Mono Mode:** Take only one earbud out of the case. It will automatically connect to your device. This mode is useful for staying aware of your surroundings or extending total playtime by using one earbud while the other charges.
- **TWS Mode:** Take both earbuds out of the case. They will automatically pair with each other and then with your device, providing a full stereo sound experience.

MAINTENANCE

Proper maintenance ensures the longevity and optimal performance of your earbuds.

- **Cleaning:** Regularly clean the earbuds, especially the eartips and charging contacts, with a soft, dry, lint-free cloth. Do not use harsh chemicals or abrasive materials.
- **Storage:** When not in use, always store the earbuds in their charging case to protect them and keep them charged.
- **Water Resistance:** The earbuds are IPX5 waterproof, meaning they are resistant to sweat and light splashes. Do not submerge them in water or expose them to heavy rain. Dry them thoroughly before placing them back in the

charging case.

- **Battery Care:** To preserve battery life, avoid fully discharging the earbuds and charging case frequently. Charge them regularly, even if not in constant use.

TROUBLESHOOTING

Problem	Possible Solution
Earbuds not pairing with device.	<ul style="list-style-type: none">◦ Ensure earbuds are fully charged.◦ Make sure Bluetooth is enabled on your device.◦ Place both earbuds back into the charging case, then take them out again to re-enter pairing mode.◦ Forget "Geekee G350" from your device's Bluetooth settings and try pairing again.◦ Ensure no other Bluetooth devices are interfering.
Only one earbud is playing sound.	<ul style="list-style-type: none">◦ Place both earbuds back into the charging case for 5 seconds, then take them out simultaneously. They should automatically re-sync.◦ Ensure both earbuds are charged.
Earbuds not charging.	<ul style="list-style-type: none">◦ Ensure protective plastic films are removed from earbud charging contacts.◦ Clean the charging contacts on both earbuds and inside the case with a dry cotton swab.◦ Try a different USB cable and power adapter.◦ Ensure earbuds are correctly seated in the charging case.
Poor sound quality or connection drops.	<ul style="list-style-type: none">◦ Ensure earbuds are within the Bluetooth range (up to 10 meters/33 feet) of your device.◦ Reduce obstacles between earbuds and device (e.g., walls, large objects).◦ Check for interference from other wireless devices.◦ Ensure eartips provide a good seal in your ear.

SPECIFICATIONS

Feature	Detail
Model Name	G350
Connectivity Technology	Wireless (Bluetooth)
Bluetooth Version	5.0
Bluetooth Range	Up to 10 meters (33 feet)
Water Resistance Level	IPX5 (Waterproof)
Playtime (Single Charge)	3-3.5 Hours

Feature	Detail
Total Playtime (with Charging Case)	Up to 15 Hours (up to 28 hours in Mono mode)
Charging Time	Approx. 1.5 Hours (earbuds)
Item Weight	1.76 Ounces (total)
Earbud Weight	4.5g (each)
Frequency Range	20 Hz - 20,000 Hz
Noise Control	Active Noise Cancellation
Compatible Devices	iPhones, iPods, Android devices, Samsung Galaxies, BlackBerry, HTC, iPads, Bluetooth-enabled cellphones and tablets

WARRANTY AND SUPPORT

Geekee is committed to providing exceptional and affordable smart devices. For any technical assistance or warranty inquiries, please contact our support team.

- **Technical Support:** Lifetime technical help is available.
- **Contact:** For support, please email support@getgeekee.com. Replies are typically provided within 24 hours.
- **Brand Store:** Visit the official Geekee store for more information and products: [Geekee Amazon Store](#).

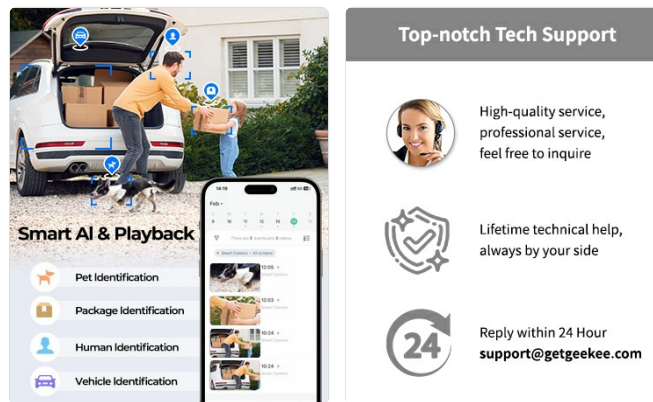


Figure 7: Geekee Support and Smart Features.