

manuals.plus /

› [andobil](#) /

› [andobil 7-in-2 USB C Hub Adapter Instruction Manual for MacBook Pro/Air \(Model: ARAZ24\)](#)

andobil ARAZ24

andobil 7-in-2 USB C Hub Adapter Instruction Manual

Model: ARAZ24



1. INTRODUCTION

Thank you for choosing the andobil 7-in-2 USB C Hub Adapter. This device is designed to expand the connectivity of your MacBook Pro and MacBook Air, providing multiple ports for various peripherals and functions. This manual provides essential information for setting up, operating, and maintaining your hub.



Figure 1: andobil 7-in-2 USB C Hub Adapter with included accessories.

2. PRODUCT OVERVIEW

The andobil 7-in-2 USB C Hub Adapter integrates seamlessly with your MacBook, offering a range of ports to enhance productivity and connectivity. It features a compact design and is constructed from durable materials.

Port Layout:

- **1x Thunderbolt 3 Port:** Supports up to 100W Power Delivery, 5K or 2x4K@60Hz video output, and 40Gb/s data transfer.
- **1x USB-C Data Port:** Supports 5Gb/s data transfer.
- **2x USB-A Ports (USB 3.1):** Supports 5Gb/s data transfer and up to 1.5A power output per port.
- **1x HDMI Port:** Supports 4K@30Hz video output.
- **1x SD Card Slot:** Supports data transfer up to 104MB/s.
- **1x MicroSD Card Slot:** Supports data transfer up to 104MB/s.



HDMI 1

HDMI 2.0 , 4K @ 60HZ



USB C

PD 3.0 , 100W Power
5K@60Hz , 5Gbps




USB-A x 2

USB 3.0 , 5Gbps transfer



USB C

5Gbps (Data Only)



SD / Micro SD

SD 3.0 , 104MB / S




Figure 2: Detailed view of the hub's ports.

3. SETUP

The andobil 7-in-2 USB C Hub Adapter is designed for plug-and-play functionality, requiring no additional drivers or software installation.

Connecting the Hub to Your MacBook:

1. Ensure your MacBook is powered on or in sleep mode.

2. Align the two USB-C connectors on the hub with the two adjacent USB-C ports on your MacBook.
3. Gently push the hub until it is firmly seated in both ports. The hub should fit snugly against the side of your MacBook.
4. **Important Note:** This hub is designed for direct connection to your MacBook. It may not fit properly if your MacBook has a protective case installed.

Design for Macbook Air & Pro



Macbook Air

2021/2020/2019/2018



Macbook Pro

2020/2019/2018/2017/2016
New Macbook Pro(M1 Chip)

Not fit to Macbook Air / Pro with Case

Figure 3: Connecting the hub to a MacBook.

4. OPERATING INSTRUCTIONS

Once connected, the hub provides immediate access to its various ports.

Video Output:

- **HDMI Port:** Connect an HDMI cable from the hub to an external monitor, HDTV, or projector for 4K@30Hz video output.
- **Thunderbolt 3 Port:** For higher resolution displays, connect a compatible display via the Thunderbolt 3 port for up to 5K or 2x4K@60Hz video output.



Figure 4: MacBook Pro connected to an external monitor via HDMI.

Dual HDMI Display



Figure 5: MacBook Pro with dual external displays, one connected via the hub.

Data Transfer:

- **USB-A & USB-C Data Ports:** Connect USB devices such as flash drives, external hard drives, keyboards, or mice to the USB-A or USB-C data ports for data transfer speeds up to 5Gb/s.
- **SD & microSD Card Slots:** Insert your SD or microSD cards into the respective slots for fast data transfer up to 104MB/s.

Power Delivery:

- The Thunderbolt 3 port supports Power Delivery up to 100W, allowing you to charge your MacBook at full speed while using other hub functions. Connect your MacBook's power adapter to the Thunderbolt 3 port on the hub.

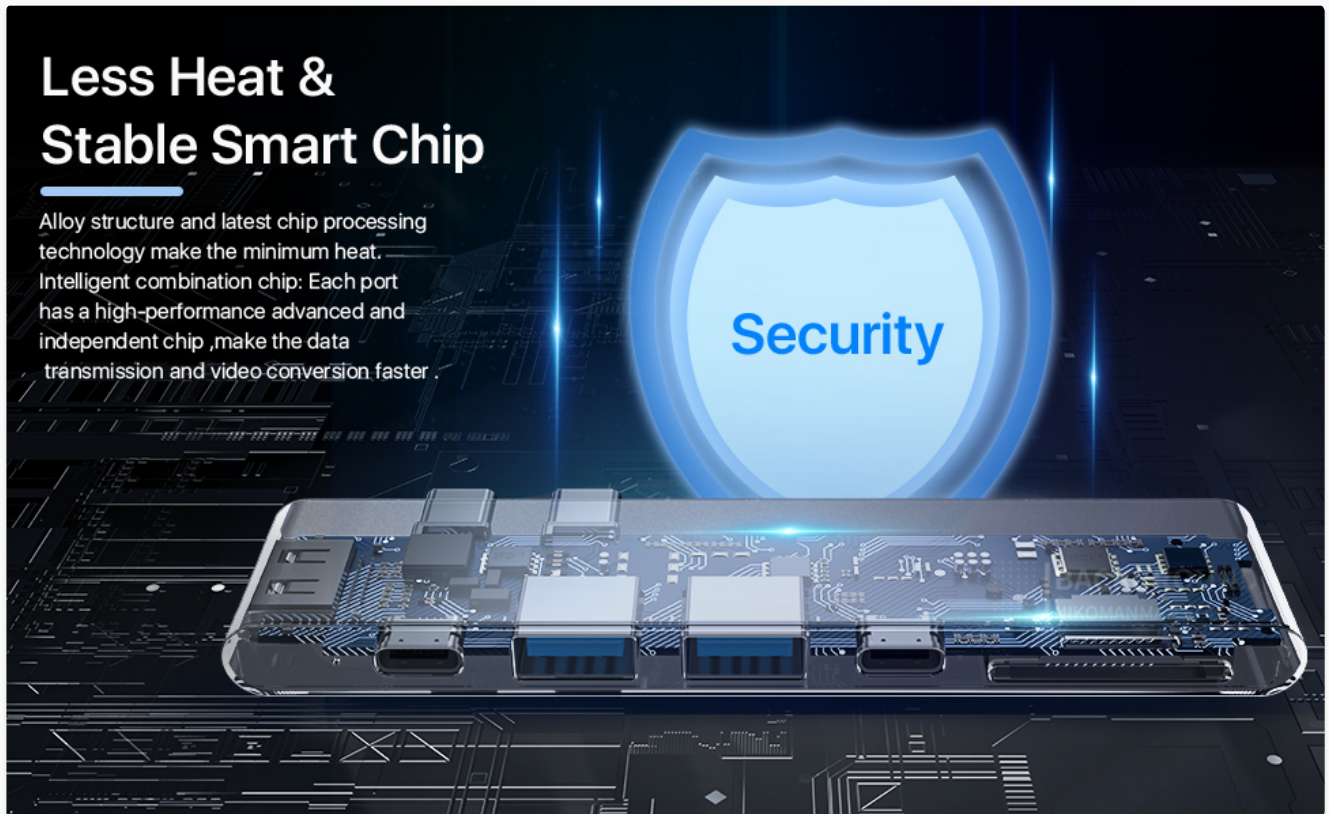


Figure 6: Hub features including 100W PD, 5Gb/s USB 3.0, and 4K HDMI.

Product Video:

Your browser does not support the video tag.

Video 1: Overview of the andobil 7-in-1 USB C Hub's features and connectivity.

5. COMPATIBILITY

The andobil 7-in-2 USB C Hub Adapter is specifically designed for the following Apple MacBook models:

- MacBook Pro 13-inch (2021/2020/2019/2018/2017/2016)
- MacBook Pro 15-inch (2019/2018/2017/2016)
- MacBook Pro 16-inch (2019)
- MacBook Air 13-inch (2020/2019/2018)

Important: The hub is designed for a precise fit. It is not compatible with MacBooks that have a protective case installed.

Uniquely Designed for

Macbook Pro / Macbook Air

Compatible Devices:



MacBook Pro 13"

2020/2019/2018/2017/2016



MacBook Pro 15"

2019/2018/2017/2016



MacBook Pro 16"

2019



MacBook Air

2020/2019/2018



Note: It doesn't fit macbook with protective case

Figure 7: Compatible MacBook models for the andobil USB C Hub.

6. TROUBLESHOOTING

If you encounter issues with your andobil USB C Hub Adapter, please refer to the following common solutions:

- **No Display Output:** Ensure the HDMI cable is securely connected to both the hub and the monitor. Verify the monitor input source is correctly selected. For Thunderbolt 3 video, ensure your cable and display support the required specifications.
- **No Power Delivery:** Confirm your MacBook's original power adapter is connected to the Thunderbolt 3 port on the

hub. Check that the power adapter is functioning correctly.

- **Device Not Recognized:** Disconnect and reconnect the peripheral device to the hub. Try connecting the device to a different port on the hub. Ensure the device is compatible with your MacBook's operating system.
- **Intermittent Connection:** Ensure the hub is firmly seated in both USB-C ports of your MacBook. Avoid excessive movement of the MacBook or hub during use.
- **Overheating:** While the hub is designed for efficient heat dissipation, prolonged heavy use with multiple high-power devices may cause it to warm up. Ensure adequate ventilation around the hub and MacBook.

7. SPECIFICATIONS

| Feature | Description |
|-----------------------|--|
| Model Number | ARAZ24 |
| Product Dimensions | 5 x 1 x 1 inches |
| Item Weight | 1.25 ounces |
| Color | Space Grey |
| HDMI Output | 4K@30Hz |
| Thunderbolt 3 Port | 100W PD, 5K/2x4K@60Hz Video, 40Gb/s Data |
| USB-C Data Port | 5Gb/s Data |
| USB-A Ports (2x) | 5Gb/s Data, 1.5A Power per port |
| SD/MicroSD Card Slots | Up to 104MB/s Data Transfer |
| Compatible Devices | MacBook Pro 2016-2021, MacBook Air 2018-2020 |

8. WARRANTY & SUPPORT

andobil is committed to providing high-quality products and customer satisfaction. If you have any questions or require assistance with your 7-in-2 USB C Hub Adapter, please contact our customer service team.

- **Customer Service:** We offer 12-hour friendly customer service. Please reach out to us with any issues, and we will provide a satisfactory solution.
- **Warranty Information:** Please refer to the product packaging or the official andobil website for detailed warranty terms and conditions.

