

## SENTRY HPXBT999

# SENTRY HPXBT999 Pro Series Bluetooth Earbuds

## User Instruction Manual

### INTRODUCTION

Thank you for choosing the SENTRY HPXBT999 Pro Series Rechargeable Bluetooth Earbuds. These earbuds are designed to provide high-quality wireless audio with convenience and comfort. This manual will guide you through the setup, operation, maintenance, and troubleshooting of your new earbuds, ensuring you get the best possible experience.

### GETTING STARTED

#### Package Contents

Please ensure all items are present in your package:

- SENTRY HPXBT999 Pro Series Bluetooth Earbuds (Left and Right)
- Charging Carry Case
- USB Charging Cable
- Multiple Sizes of Ear Tips
- User Manual

#### Charging the Earbuds and Case

Before first use, fully charge the earbuds and the charging case.

1. Place the earbuds into their respective slots in the charging case. Ensure they are seated correctly.
2. Connect the USB charging cable to the charging port on the case and to a compatible USB power source (e.g., computer USB port, wall adapter).
3. The LED indicators on the charging case will illuminate to show charging status. A full charge for the case and earbuds typically takes approximately 7 hours.
4. Once fully charged, the indicator lights will change or turn off depending on the model. Disconnect the charging cable.



Image: SENTRY HPXBT999 Pro Series Earbuds placed inside their charging carry case, with LED indicators visible on the front of the case.

## Pairing with a Bluetooth Device

The HPXBT999 earbuds feature Easy Sync Buds for quick pairing.

1. Ensure the earbuds are charged and removed from the charging case. They will automatically enter pairing mode.
2. On your Bluetooth-enabled device (smartphone, tablet, computer), go to the Bluetooth settings.
3. Turn on Bluetooth and search for available devices.
4. Select "SENTRY HPXBT999" from the list of found devices.
5. Once connected, you will hear an audible confirmation, and the earbud indicator lights may change.
6. The earbuds will automatically reconnect to the last paired device when removed from the case, if Bluetooth is enabled on the device.

## OPERATION

### Wearing the Earbuds

The HPXBT999 earbuds are designed with an over-ear hook for a secure and comfortable fit, ideal for music, sport, and travel. Choose the ear tips that best fit your ear canal for optimal sound quality and noise

isolation.



Image: A pair of SENTRY HPXBT999 Pro Series Bluetooth Earbuds, showing their ergonomic design with over-ear hooks and in-ear tips.

## Controls

The earbuds feature integrated controls for media playback and calls:

- **Play/Pause:** Single press the multi-function button on either earbud.
- **Next Track:** Double press the multi-function button on the right earbud.
- **Previous Track:** Double press the multi-function button on the left earbud.
- **Answer/End Call:** Single press the multi-function button during an incoming call or active call.
- **Reject Call:** Press and hold the multi-function button for 2 seconds during an incoming call.
- **Activate Voice Assistant:** Triple press the multi-function button (if supported by your device).

The built-in hands-free microphone allows for clear communication during calls.

## Battery Life

The earbuds provide approximately 6 hours of playback on a single charge. The charging case extends the total listening time significantly by providing multiple recharges on the go.

## Noise Isolation

The design of the HPXBT999 earbuds, combined with the correct ear tip size, provides effective noise isolation, reducing ambient sounds for a more immersive listening experience.

## CARE AND MAINTENANCE

---

### Cleaning

Regular cleaning helps maintain sound quality and hygiene.

- Gently wipe the earbuds and charging case with a soft, dry, lint-free cloth.
- Remove ear tips and clean them with mild soap and water if necessary. Ensure they are completely dry before reattaching.
- Use a dry cotton swab to carefully clean the charging contacts on both the earbuds and inside the case.
- Do not use abrasive cleaners, alcohol, or chemical solvents.

### Storage

When not in use, store the earbuds in their charging case to protect them from dust, damage, and to keep them charged.

### Water Resistance

The HPXBT999 earbuds are water resistant. This means they are protected against splashes and sweat, making them suitable for workouts and outdoor activities. However, they are not waterproof and should not be submerged in water or exposed to heavy rain.

## TROUBLESHOOTING

---

If you encounter issues with your SENTRY HPXBT999 earbuds, please refer to the following common solutions:

- **Earbuds not turning on/charging:**

Ensure the charging case is charged. Place earbuds firmly in the case. Clean charging contacts on both earbuds and case. Try a different USB cable and power source.

- **Earbuds not pairing with device:**

Ensure Bluetooth is enabled on your device. Make sure earbuds are in pairing mode (removed from case). Forget/delete "SENTRY HPXBT999" from your device's Bluetooth list and try pairing again. Move earbuds closer to your device. Turn off and on your device's Bluetooth.

- **Only one earbud working:**

Place both earbuds back into the charging case, close the lid, wait a few seconds, then remove them. This often re-syncs them. Ensure both earbuds are charged.

- **Low volume or poor sound quality:**

Adjust the volume on both your device and the earbuds. Ensure ear tips are clean and properly seated in your ear canal. Try different sized ear tips for a better seal.

- **Connection drops frequently:**

Ensure there are no obstructions between the earbuds and your device. Move closer to your device. Avoid environments with strong Wi-Fi or other wireless interference.

## TECHNICAL SPECIFICATIONS

Feature	Specification
Model Name	Sentry Industries HPXBT999 Pro Series Rechargeable Bluetooth Earbuds, Black
Connectivity Technology	Wireless (Bluetooth 5.0)
Ear Placement	In Ear
Form Factor	In Ear with Over-Ear Hook
Noise Control	Sound Isolation
Battery Life (Earbuds)	Up to 6 Hours
Charging Time	Approx. 7 Hours (Earbuds + Case)
Water Resistance Level	Water Resistant
Frequency Range	20-20KHz
Control Type	Media Control
Item Weight	7 ounces



## WARRANTY AND SUPPORT





SENTRY Industries products are manufactured to high-quality standards. For information regarding warranty coverage, please refer to the warranty card included with your product or visit the official SENTRY Industries website. Keep your proof of purchase for warranty claims.

For technical support, troubleshooting assistance beyond this manual, or service inquiries, please contact SENTRY Industries customer support through their official website or the contact information provided in your product packaging.

© 2024 SENTRY Industries. All rights reserved.

### Related Documents - HPXBT999

	<p><a href="#">Sentry BTO300 Bluetooth Earbuds User Manual and Specifications</a></p> <p>Comprehensive guide for Sentry BTO300 Bluetooth Earbuds, covering setup, functions, troubleshooting, charging, specifications, and safety information. Learn how to pair, control music, manage calls, and maintain your earbuds.</p>
	<p><a href="#">Sentry BT980 True Wireless Earbuds User Manual and Specifications</a></p> <p>Comprehensive guide to Sentry BT980 True Wireless Earbuds, covering setup, usage, music functions, phone calls, troubleshooting, specifications, and warranty information.</p>

	<p><a href="#"><u>Sentry BTA100 Noise Cancelling Bluetooth Earphones User Manual</u></a></p> <p>Official user manual for the Sentry BTA100 Noise Cancelling Bluetooth Earphones by Sentry Industries. Features include noise cancellation and Bluetooth connectivity. Contains safety instructions, FCC compliance, CE compliance, and WEEE disposal information.</p>
	<p><a href="#"><u>Sentry BT975 True Wireless Earbuds User Manual</u></a></p> <p>User manual for the Sentry BT975 True Wireless Earbuds, covering setup, button functions, charging, and troubleshooting in English, Spanish, French, and German.</p>
	<p><a href="#"><u>Sentry BTO200 WIRE-FREE EARBUDS User Manual</u></a></p> <p>Comprehensive user manual for the Sentry BTO200 wire-free earbuds, detailing setup, operation, charging, music playback, call handling, troubleshooting, safety guidelines, specifications, and warranty information.</p>
	<p><a href="#"><u>Sentry GXTW5 True Wireless Earbuds User Manual</u></a></p> <p>User manual for Sentry GXTW5 (BT899) true wireless gaming earbuds, covering setup, button functions, charging, troubleshooting, and specifications.</p>