

Maclean MC-794

Maclean MC-794 Electric Height-Adjustable Desk Frame

Instruction Manual

INTRODUCTION

This manual provides detailed instructions for the assembly, operation, and maintenance of your Maclean MC-794 electric height-adjustable desk frame. Please read these instructions carefully before use to ensure proper function and safety. This desk frame is designed to support a custom tabletop, allowing for flexible sit-stand work positions.

SAFETY INFORMATION

- Ensure all components are securely fastened before operating the desk.
- Keep hands and objects clear of moving parts during height adjustment.
- Do not overload the desk. Refer to the specifications for maximum weight capacity.
- Only use the provided power adapter.
- If the desk encounters an obstruction during adjustment, the integrated distance alert system will activate to prevent damage or injury.
- This product is intended for indoor use only.

PACKAGE CONTENTS

Verify that all parts are present before beginning assembly. If any parts are missing or damaged, contact customer support.

- Electric Desk Frame Components (legs, crossbars, feet)
- Control Panel (LED controller)
- Power Adapter and Cables
- Assembly Hardware (screws, tools)
- Cable Management Tray

SETUP AND ASSEMBLY

Follow these steps to assemble your Maclean MC-794 desk frame. A custom tabletop is required and sold separately.

1. **Unpack Components:** Carefully remove all parts from the packaging and lay them out on a clean, flat surface.
2. **Assemble Legs and Crossbars:** Attach the electric legs to the central crossbars using the provided hardware. Ensure all connections are tight.

3. **Attach Feet:** Secure the desk feet to the bottom of the legs.
4. **Adjust Width:** Manually adjust the frame width from 100 cm to 170 cm to match your desired tabletop size. Secure the width adjustment mechanism.
5. **Mount Tabletop:** Place your custom tabletop onto the assembled frame. Secure the tabletop to the frame using appropriate screws (not included, as tabletops vary). Ensure the tabletop is centered and stable.
6. **Install Control Panel:** Mount the LED control panel in an accessible location on the underside of the tabletop.
7. **Connect Cables:** Connect the motor cables from the legs to the control box, and then connect the control panel to the control box. Finally, connect the power adapter to the control box and plug it into a power outlet.
8. **Cable Management:** Utilize the included cable management tray to organize and secure all cables, preventing tangles and ensuring a tidy workspace.



Figure 1: Technical drawing illustrating the dimensions and adjustable range of the Maclean MC-794 desk frame. The height is adjustable from 620mm to 1280mm, and the width from 1000mm to 1700mm.




Digital LED Controller

- 3 Programmable Memory Presets
- Time Reminder



Safety Collision Avoidance System

Safeguards and avoid injuries.



Desktop Options

Create a custom desktop use your imagination!




Figure 2: An assembled Maclean MC-794 desk frame, showcasing its dual-sided configuration with two separate workstations, each with a monitor and laptop. This image demonstrates the frame's capacity for multiple users or extensive setups.

OPERATING INSTRUCTIONS

The Maclean MC-794 features an intuitive LED controller for height adjustment and memory functions.

Control Panel Functions:

- **Up/Down Arrows:** Press and hold to adjust the desk height manually. The height range is 62 cm to 128 cm.
- **Height Display:** Shows the current desk height in cm or inches.
- **Memory Presets (1, 2, 3):** Store up to three preferred height settings. To save a height, adjust the desk to the desired position, then press the 'M' button followed by the desired number (1, 2, or 3). To recall a saved height, simply press the corresponding number button.
- **Timer/Sit-Stand Reminder:** The controller includes a timer function to remind you to switch between sitting and standing positions, promoting ergonomic health. Consult the controller's specific instructions for setting the reminder interval.

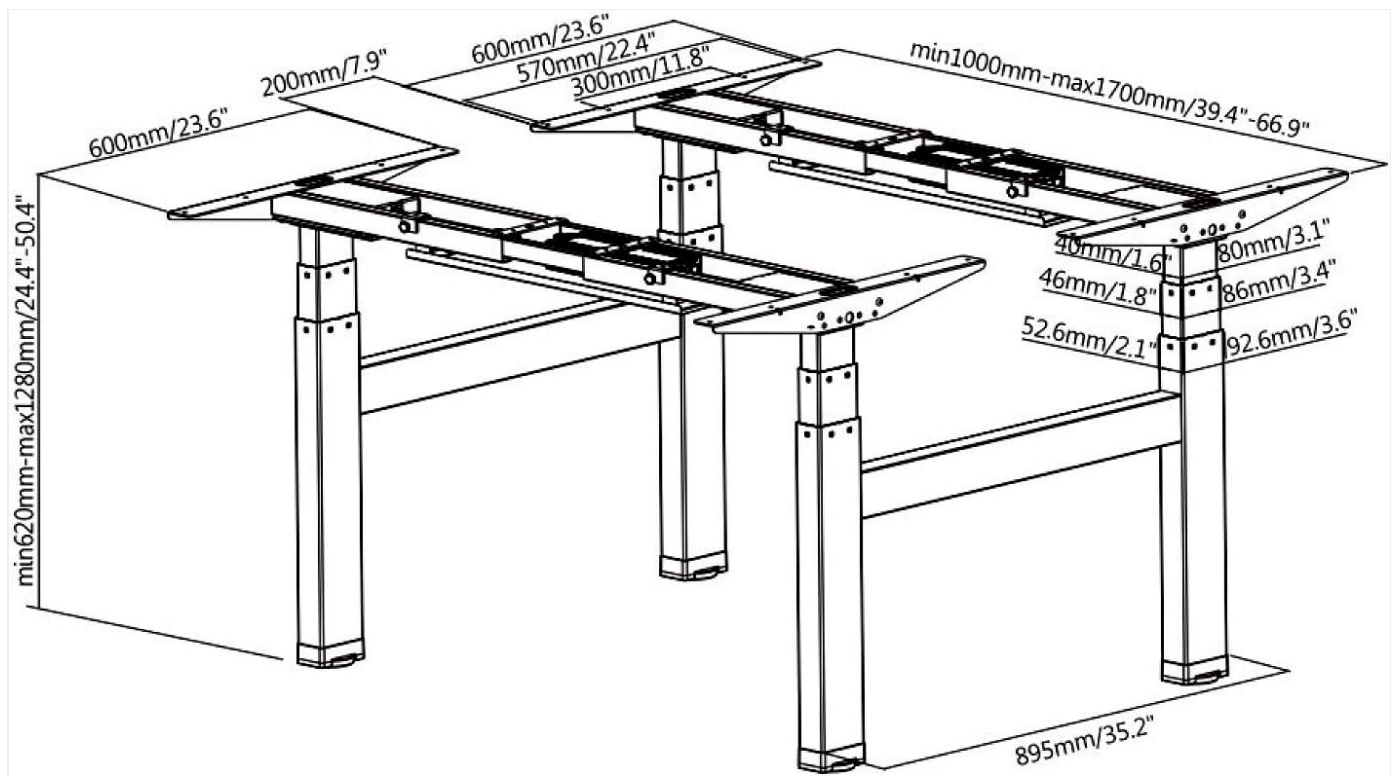


Figure 3: Detailed view of the digital LED controller with buttons for height adjustment, memory presets, and a timer. Also shown is the safety collision avoidance system, which prevents the desk from lowering or raising if an obstruction is detected.

Safety Collision Avoidance System:

The desk frame is equipped with a safety collision avoidance system. If the desk encounters an obstacle during height adjustment, it will automatically stop and slightly reverse direction to prevent damage or injury. Ensure the area around the desk is clear before adjusting the height.

MAINTENANCE

Regular maintenance ensures the longevity and smooth operation of your desk frame.

- **Cleaning:** Wipe the desk frame with a soft, damp cloth. Avoid abrasive cleaners or solvents.
- **Check Connections:** Periodically check all screws and bolts to ensure they remain tight.
- **Cable Management:** Ensure cables are neatly organized and not pinched or damaged.
- **Motor Care:** The electric motors are maintenance-free. Do not attempt to open or lubricate them.

TROUBLESHOOTING

If you encounter issues with your desk frame, refer to the following common problems and solutions:

Problem	Possible Cause	Solution
Desk does not move.	Power cable disconnected; motor cable disconnected; overload.	Check all cable connections. Ensure the power adapter is plugged in. Reduce weight on the desk.
Desk moves unevenly.	Uneven weight distribution; loose connections.	Distribute weight evenly on the tabletop. Check and tighten all assembly screws.
Collision avoidance system activates frequently.	Obstruction in path; sensitivity setting.	Ensure the area around the desk is clear. Refer to the controller manual for sensitivity adjustment if available.

Problem	Possible Cause	Solution
Memory presets not working.	Presets not saved correctly.	Re-save the desired height settings by pressing 'M' then the number button.

SPECIFICATIONS

- **Brand:** Maclean
- **Model Number:** MC-794
- **Height Adjustment Range:** 62 cm to 128 cm (electric)
- **Width Adjustment Range:** 100 cm to 170 cm (manual)
- **Number of Levels:** 2 (double-sided frame)
- **Control Type:** Digital LED Controller with 3 programmable memory presets and sit/stand reminder.
- **Safety Features:** Distance alert / Collision avoidance system.
- **Material:** Stable frame construction.
- **Product Weight:** Approximately 66 kg
- **Package Dimensions:** 110 x 32 x 25 cm
- **Additional Features:** Cable management tray.

WARRANTY AND SUPPORT

For warranty information or technical support, please refer to the documentation included with your purchase or visit the official Maclean website. Keep your proof of purchase for warranty claims.

