

## CubicFun L520h-0

# CubicFun LED Pirate Ship 3D Puzzle: Queen Anne's Revenge Instruction Manual

Brand: CubicFun

Model: L520h-0

## INTRODUCTION

This instruction manual provides detailed guidance for assembling your CubicFun LED Pirate Ship 3D Puzzle, model L520h-0, a 1:95 scale replica of the Queen Anne's Revenge. This complex model features a detailed interior, 15 warm LED bulbs for illumination, and is designed for assembly without the need for glue or tools. It offers an engaging building experience for enthusiasts aged 14 and up.

## SAFETY INFORMATION

This product is not intended for children under 3 years due to small parts which may present a choking hazard.

## PACKAGE CONTENTS

Your CubicFun LED Pirate Ship 3D Puzzle package includes:

- Pre-cut EPS foam board puzzle pieces (391 pieces)
- LED lighting kit (15 warm LED bulbs)
- Illustrated instruction booklet
- Plastic deck guns (32 pieces)
- Display stand

# WHAT'S IN THE BOX?



Image: All components included in the CubicFun LED Pirate Ship 3D Puzzle kit.

## SETUP & ASSEMBLY

This model is recommended for ages 14 and up, with an estimated assembly time of 4+ hours. No glue or tools are required for assembly.

### General Assembly Tips:

- **Follow the Instruction Booklet:** Refer to the detailed illustrations and step-by-step instructions provided in the manual. Each puzzle piece is numbered for easy identification.
- **Punch Out Pieces Carefully:** It is advised to punch out all interlocking holes before assembly. Detach pieces as needed according to the illustration steps to avoid confusion.
- **Patience is Key:** Do not force any two pieces or components to interlock. If a part is difficult to insert, gently pinch it to aid fitting.
- **Correct Orientation:** Every puzzle piece has two sides and can only be inserted in one direction. Ensure the correct side of the pieces faces outward.
- **LED Wiring:** The card slots are designed to align and fix the LED wiring during installation.

### Visual Guides:



**LEDS UPGRADE**  
17 Large Warm Lights Beads



**CRAFT UPGRADE**  
The Simulated Texture of the  
Deck Look More Realistic



Image: Key features of the assembled model, including LED lights and detailed components.

# 3D ILLUSTRATION INSTRUCTIONS

Develop A 3D Sense of Space & Recognize the Structure of the Ship Model

**293**  
Pieces

**10+**  
Ages

**4+**  
Hour



Image: Example of the detailed 3D illustration instructions for assembly.

Video: An overview of the CubicFun 3D Puzzle for Adults Moveable LED Pirate Ship, demonstrating its features and complexity.

## OPERATING INSTRUCTIONS (LED LIGHTS)

The Queen Anne's Revenge model features 15 warm LED bulbs to enhance its appearance.

- **Battery Installation:** The LED lighting system requires 2 AA batteries (not included). Locate the battery compartment, typically integrated into the display stand or base of the model. Insert the batteries according to the polarity markings.
- **Activating Lights:** Once batteries are installed, locate the power switch (usually on the battery compartment) and switch it to the 'ON' position to illuminate the model.

## MAINTENANCE

- **Cleaning:** Gently dust the assembled model with a soft, dry cloth. Avoid using liquid cleaners or abrasive materials, as these may damage the paper and EPS foam board.
- **Storage:** Store the model in a cool, dry place away from direct sunlight and excessive humidity to prevent warping or fading of the materials.






- ## TROUBLESHOOTING

- ## SPECIFICATIONS

## WARRANTY & SUPPORT

## Related Documents - L520h-0

[illegible]

	<p><a href="#">SGS Test Report: CubicFun 3D Puzzles - Lead and Phthalate Compliance</a></p> <p>Official SGS test report detailing the compliance of CubicFun 3D Puzzles with US CPSIA and California Proposition 65 standards for lead and phthalates. Results indicate compliance.</p>
	<p><a href="#">SGS Test Report: CubicFun 3D Puzzle ASTM F963-17 Compliance</a></p> <p>This SGS test report details the compliance of a CubicFun 3D Puzzle with the ASTM F963-17 Standard Consumer Safety Specification for Toy Safety, including tests for flammability, heavy elements, and soluble heavy metals.</p>
	<p><a href="#">Neuschwanstein Castle 3D Puzzle DS0990h - Product Information</a></p> <p>Detailed information for the Neuschwanstein Castle 3D Puzzle, model DS0990h. Includes safety warnings, dimensions, and manufacturer details in English, Spanish, and Portuguese.</p>
	<p><a href="#">CubicFun 2023 Catalogue: 3D Puzzles of Landmarks, Vehicles, and More</a></p> <p>Explore the CubicFun 2023 Catalogue featuring a wide range of 3D puzzles, including iconic landmarks from National Geographic, historical ships, vehicles, dinosaurs, and dollhouses. Discover detailed models with precise dimensions and piece counts.</p>
	<p><a href="#">CubicFun 2021 Catalogue: 3D Puzzles</a></p> <p>Explore the CubicFun 2021 catalogue featuring a wide range of 3D puzzles, including Harry Potter licensed models, National Geographic landmarks, and various cityscapes. Discover detailed model information and product codes.</p>