

## TC Electronic DITTO JAM X2 LOOPER

# TC Electronic Ditto JAM X2 Looper Pedal User Manual

Model: DITTO JAM X2 LOOPER

Brand: TC Electronic

## INTRODUCTION

Welcome to the user manual for the TC Electronic Ditto JAM X2 Looper Pedal. This intuitive looper pedal is designed for musicians seeking intelligent loop synchronization that responds to their band's rhythm. It features innovative BeatSense technology, allowing for automatic adjustment of loop tracks to your beat, and offers both Record-then-Play and Record-then-Overdub functionalities with unlimited overdubs and undo/redo capabilities. This manual provides essential information for setting up, operating, maintaining, and troubleshooting your Ditto JAM X2 Looper.



Image: Front view of the TC Electronic Ditto JAM X2 Looper Pedal, showcasing the 'LOOP LEVEL' knob, 'REC-DUB-PLAY' and 'REC-PLAY-DUB' switches, 'LOOP' and 'STOP' footswitches, and 'BEAT SENSE' indicator.

## Key Features

- Intuitive looper pedal with intelligent loop synchronization that responds to your band.
- Innovative responsive BeatSense technology automatically adjusts loop tracks to your beat.
- Choose between Record-then-Play or Record-then-Overdub functionalities.
- Unlimited overdubs and undo/redo for total creative freedom.
- Dual built-in mics accurately track band tempo by focusing only on rhythmic elements.



Image: A close-up view of the "BEAT SENSE" indicator on the pedal, highlighting its function.



Image: An external microphone, likely used for the BeatSense technology, clipped onto a drum kit component.

## SETUP

### Power Supply

The Ditto JAM X2 Looper requires a 9V power supply. Ensure you use a compatible power adapter (not included) to power the unit.

### Connections

- Connect your instrument (e.g., guitar) to the **INPUT** jack using a standard 1/4-inch instrument cable.
- Connect the **OUTPUT** jack to your amplifier or next pedal in the signal chain using a standard 1/4-inch instrument cable.
- An **EXT MIC** input is available for connecting an external microphone to enhance BeatSense accuracy, particularly in complex rhythmic environments.





Image: Rear view of the Ditto JAM X2 pedal, clearly showing the INPUT, OUTPUT, EXT MIC jacks, and the power input.

## OPERATING INSTRUCTIONS

### Basic Looping

- **Recording:** Press the *LOOP* footswitch once to start recording your loop. The LED will illuminate red.
- **Playback/Overdub:** Press the *LOOP* footswitch again to stop recording and begin playback. If you press it again during playback, you will start overdubbing.
- **Stop:** Press the *STOP* footswitch once to stop playback.
- **Undo/Redo:** Press and hold the *STOP* footswitch to undo the last overdub. Press and hold again to redo it.
- **Clear Loop:** Press and hold the *LOOP* footswitch to clear the current loop.

### Loop Level Control

The **LOOP LEVEL** knob adjusts the overall volume of your recorded loop. Turn clockwise to increase volume, counter-clockwise to decrease.

### Record Modes (REC-DUB-PLAY / REC-PLAY-DUB)

The Ditto JAM X2 offers two recording modes, selectable via the small toggle switch:

- **REC-DUB-PLAY:** In this mode, the first press of the *LOOP* footswitch records, the second press starts overdubbing, and a third press initiates playback without further overdubbing.
- **REC-PLAY-DUB:** In this mode, the first press records, the second press starts playback, and a third press initiates overdubbing.



Image: A detailed view of the toggle switch for selecting between REC-DUB-PLAY and REC-PLAY-DUB modes.

## BeatSense Technology

The innovative BeatSense technology uses dual built-in microphones to listen to your band's rhythmic elements (like drums) and automatically synchronize your loops to the detected tempo. This ensures your loops stay perfectly in time with the rest of the band.




Image: A musician's feet operating the Ditto JAM X2 pedal on a stage floor, demonstrating its use in a live setting.

## MAINTENANCE

- Keep the pedal clean and free from dust and debris. Use a soft, dry cloth for cleaning.
- Avoid exposing the pedal to extreme temperatures, humidity, or direct sunlight.
- Do not attempt to open the unit or perform repairs yourself, as this will void the warranty. Refer to qualified service personnel for any issues.
- Ensure proper ventilation around the pedal during use.

# tc electronic

产品名称：DITTO JAM X2 LOOPER 吉他脚踏效果器  
制造商：Empower Tribe Commercial FZE  
中国制造

Music Tribe Brands UK Ltd.  
8th Floor, 20 Farringdon Street  
London EC4A 4AB, United Kingdom

This device complies with Part 15 of the FCC Rules.  
Operation is subject to the following two conditions: (1) this device may not cause harmful interference, and (2) this device must accept any interference received, including interference that may cause undesired operation.

Music Tribe Brands DK A/S  
Gammel Strand 44  
DK-1202 København K  
Denmark

MADE IN CHINA

9V  $\approx$  150 mA

CANICES-003(B)/NMB-003(B)

UK  
CA EAC




Image: The bottom label of the Ditto JAM X2 pedal, displaying compliance information, manufacturer details, and power requirements.

## TROUBLESHOOTING

### No Sound Output

- Check all cable connections (input, output, power).
- Ensure the pedal is receiving power.
- Verify the LOOP LEVEL knob is not set to minimum.
- Test with different cables and amplifier/instrument to isolate the issue.

### Loop Not Synchronizing

- Ensure the BeatSense microphones are not obstructed.
- Verify the external microphone (if used) is properly connected and functioning.
- The BeatSense technology works best with clear, consistent rhythmic input (e.g., drums). Complex or irregular rhythms may affect synchronization accuracy.
- Ensure the pedal is placed in an optimal position to pick up rhythmic sounds from the band.

### Footswitches Not Responding

- Check power supply.
- If the issue persists, contact customer support.

## SPECIFICATIONS

Feature	Specification
---------	---------------

Model	DITTO JAM X2 LOOPER
Brand	TC Electronic
Item Weight	1.26 pounds (570 Grams)
Product Dimensions	4.45 x 5.31 x 2.13 inches (5.31"L x 4.45"W x 2.13"H)
Color	Black
Power Source	Battery Powered (9 Volts)
Hardware Interface	1/4-inch Audio
Signal Format	Analog




## WARRANTY AND SUPPORT




For warranty information and technical support, please refer to the official TC Electronic website or contact their customer service directly. Keep your proof of purchase for warranty claims.

**Online Resources:** Visit the [TC Electronic Store on Amazon](#) for additional product information and resources.


© 2023 TC Electronic. All rights reserved.  
This manual is for informational purposes only. Specifications are subject to change without notice.

## Related Documents - DITTO JAM X2 LOOPER

	<p><a href="#">TC Electronic Ditto X2 Looper User Manual - Features, Setup, and Operation</a></p> <p>Detailed user manual for the TC Electronic Ditto X2 Looper pedal. Covers safety, setup, controls, creating and managing loops, effects, firmware updates, and technical specifications.</p>
	<p><a href="#">TC Electronic Ditto Looper User Manual</a></p> <p>Comprehensive user manual for the TC Electronic Ditto Looper, covering setup, operation, features, technical specifications, and troubleshooting. Learn how to record, overdub, undo, redo, and manage your loops.</p>
	<p><a href="#">TC Electronic DITTO JAM X2 LOOPER Quick Start Guide</a></p> <p>Get started quickly with the TC Electronic DITTO JAM X2 LOOPER. This guide provides essential safety information, setup notes, and compliance details for musicians.</p>

	<p><a href="#">TC Electronic Ditto Looper User Manual</a></p> <p>Comprehensive user manual for the TC Electronic Ditto Looper, detailing its features, operation, setup, and technical specifications for guitar and bass players. Learn how to record, overdub, undo, redo, and manage your loops.</p>
	<p><a href="#">TC Electronic DITTO JAM X2 LOOPER Quick Start Guide</a></p> <p>Quick start guide for the TC Electronic DITTO JAM X2 LOOPER, a versatile looper pedal for musicians. Learn about loop clearing, BeatSense LED functions, microphone placement, and regulatory compliance.</p>
	<p><a href="#">TC Electronic Ditto X4 Looper User Manual - Guitar Effects Pedal Guide</a></p> <p>Comprehensive user manual for the TC Electronic Ditto X4 Looper, a dual-track guitar looper pedal. Learn about its features, controls, effects, setup, hookup diagrams, and advanced functions for creating and managing loops.</p>

Documents - TC Electronic – DITTO JAM X2 LOOPER



[TC Electronic DITTO JAM X2 LOOPER User Manual: BeatSense Technology, Looping Modes, and Operation Guide](#)

Comprehensive user manual for the TC Electronic DITTO JAM X2 LOOPER stompbox. Learn about BeatSense technology, Rec-Play/Rec-Dub modes, unlimited overdubbing, setup, operation, maintenance, and specifications.

lang:en score:63 filesize: 4.32 M page\_count: 12 document date: 2019-07-24




[TC Electronic DITTO JAM X2 LOOPER Quick Start Guide](#)

Get started quickly with the TC Electronic DITTO JAM X2 LOOPER. This guide provides essential safety information, setup notes, and compliance details for musicians.

lang:en score:63 filesize: 3.7 M page\_count: 13 document date: 2023-10-02





## [TC Electronic DITTO JAM X2 LOOPER User Manual - BeatSense Technology Looper Pedal](#)

Comprehensive user manual for the TC Electronic DITTO JAM X2 LOOPER, a unique looper pedal featuring BeatSense Technology for automatic tempo synchronization with live bands. Learn about its Rec-Play/Rec-Dub modes, unlimited overdubs, setup, operation, maintenance, and specifications.

lang:en score:63 filesize: 4.96 M page\_count: 12 document date: 2023-10-27



## [TC Electronic DITTO JAM X2 LOOPER Quick Start Guide](#)

Quick start guide for the TC Electronic DITTO JAM X2 LOOPER, a versatile looper pedal for musicians. Learn about loop clearing, BeatSense LED functions, microphone placement, and regulatory compliance.

lang:en score:60 filesize: 2.77 M page\_count: 7 document date: 2021-04-23



## [TC Electronic DITTO JAM X2 LOOPER](#)

TC Electronic DITTO JAM X2 LOOPER

lang:en score:57 filesize: 1.66 M page\_count: 3 document date: 2021-04-19



## [\[pdf\] Warranty](#)

DITTO JAM X2 LOOPER 2 of 6 Product Information Document Intuitive Looper Pedal with Responsive BeatSense Technology Rec Play Dub Modes and Unlimited Overdubs Stompboxes TC Electronic P0DAT media63 music group media PLM data docs

Product Information Document Stompboxes **DITTO JAM X2 LOOPER** Intuitive Looper Pedal with Responsive BeatSense Technology, Rec-Play/Rec-Dub Modes and Unlimited Overdubs ## Intuitive looper pedal with first ever intelligent loop synchronization that responds to your band ## Innovative responsive Beat... lang:en score:46 filesize: 4.44 M page\_count: 6 document date: 2018-09-18



[pdf]

TGR312 gear quick indd tc electronic Ditto Jam X2 Looper Thomann United Arab Emirates tgr312gear  
thomann de prod review 64425 |||

THE GAS STATION 106 199 TC ELECTRONIC **DITTO JAM X2 LOOPER** Game-changer or gimmick Enter TC s latest smart looper... W ith the Ditto X2, TC Electronic already has one of the most solid live loopers on the market, and with the Jam, it hopes to bring some extra smarts. Those changes include a beat ...

lang:en score:45 filesize: 2 M page\_count: 1 document date: 2018-10-10

StrumentiMusicali.net

giovedì 31 luglio, 2025

Effetti per Chitarra > Looper

TC ELECTRONIC Ditto Jam X2 Looper Usato



tc electronic

Cod.Art. : 172233

EFFETTO LOOPER A PEDALE CON TECNOLOGIA BEATSENSE E OVERDUB ILLIMITATI

Con Ditto Jam X2, puoi pre-registrare o eseguire i tuoi loop e le basi musicali dal vivo con una band, senza sincronizzarti con una traccia di click o un metronomo MIDI. Come nelle precedenti generazioni di looper Ditto, il Ditto Jam X2 è facile da usare e senza limiti nelle sue applicazioni: dagli stile alle progressioni di accordi del vivo oppure fornire le percussioni e le sue armonie vocali di stile. Ma grazie al suo microfono stereo integrato e alla tecnologia BeatSense, il Ditto Jam X2 riconosce con precisione il tempo di qualsiasi sorgente ritmica e allunga o restringe i loop in tempo reale. Altre nuove funzionalità includono uno switch esterno per alternare la sequenza di playback / overdub per un loop continuo o un tapswitch per accelerare e rallentare i loop manualmente - ottimo per l'apprendimento di ritmi o di ritagli.

Caratteristiche

- Sincronizza automaticamente loop e basi musicali con qualsiasi sorgente ritmica
- Microfono stereo ad ampio spettro per registrare automaticamente il tempo
- Controllo audio del mix con una manovella a rotazione a 24 dB
- Sampling simultaneo con switch integrato
- Switch Stop dedicato per applicazioni di registrazione critiche
- Loop max di 2 minuti con sovraincisioni illimitate
- La memoria integrata memorizza i loop anche dopo lo spegnimento

StrumentiMusicali.net - https://www.strumentimusicali.net - info@strumentimusicali.net


Pagina 1/2

[pdf] Datasheet Declaration of Conformity

TC ELECTRONIC Ditto Jam X2 Looper Usato Strumenti Musicali Con puoi pre registrare o eseguire i tuoi loop e le basi musicali dal vivo con una band senza sincronizzarti doc strumentimusicali net datasheet products id 172233 |||

Effetti per Chitarra Looper TC ELECTRONIC **Ditto Jam X2 Looper** Usato gioved 31 luglio, 2025 Cod.Art. : 172233 li.n EFFETTO LOOPER A PEDALE CON TECNOLOGIA BEATSENSE E OVERDUB ILLIMITATI a Con Ditto Jam X2, puoi pre-registrare o eseguire i tuoi loop e le ic basi musicali dal vivo con una band, senz...

lang:it score:42 filesize: 27.5 K page\_count: 2 document date: 2025-07-31



[TC Electronic Ditto Jam X2 Looper User Manual: BeatSense Looper Pedal Guide](#)

Detailed user manual for the TC Electronic Ditto Jam X2 Looper, a versatile stompbox featuring BeatSense technology for synchronized looping with live bands. Covers setup, controls, operation modes (BeatSense, Practice, Classic), maintenance, and specifications.

lang:en score:38 filesize: 4.39 M page\_count: 12 document date: 2018-09-06

## Martin Authentic Acoustic

**D**e SF Marquis en de Lifespan 2.1 lijn hebben een upggrade gezorgd en zijn ondergebracht in Martin's nieuwe *Authentic Acoustic* serie.

**SP**  
De Superior Performance (SP) is al jaren voor veel gitaristen hun standaardgitaar. Gitaristen hebben een voorliefde aan gitaars waarvoor ze een gelden weerstand tegen carrosserie hobbos. Hoevel langer ze met gitaars konden en in deze staat niet te zoeken, maar de vaders kleine familie en ze voelen inderdaad heel prettig aan. Zijn (net als alle Authentic Acoustic serie) inzetbaar in verschillende diodes 10.10.0.3.3 zowel in 6020 bron als in 9020 taaltoetsen.

Marquis

De Marquis snaren zijn speciaal ontworpen voor waardevolle en kwetsbare instrumenten.

## TC Electronic Ditto Jam X2 Looper

Revolutionair of gewoon leuk speelgoed? **door** Rens Lytham

**D**e Delta K2 van TC Electronic is al een van de meest succesvolle loopers die er te krijgen zijn. Met Jam loopt TC nu een extra slimme loop uit te brengen. Nieuwe functies zijn onder andere de Beat Sense-tempodetector, een dynamische loopeditor die je loop synchroniseert en een taptempo-knop waarmee de snelheid van de loop kunt regelen.

Tavernari

Als de Best Sense functie werkt, kijkt het wel ernaar. De ingebouwde microfoon is niet perfect, maar er zit een chip in die voortje bij dat je dichter bij je drumme kunt plaatsen zodat het podium de klap op de snare beter kan horen en een bas toot kan detecteren. Het is een ingebouwd kind stuik technologie, maar toch was het allemaal een beetje gewaagd. Je zou de microfoon vrij eenvoudig plaatsen, n

glaas. Normaalgesproken kan het slijfde van de snaar (bij het balletje) scherp worden en dat zou kunnen betekenen dat door het voortdurend vervangen van snaren de brug zou kunnen slijfen. Om dat te voorkomen is bij de Marquis Fisk het wijsende vormde met een laagje zijde. Ook deze snaren zijn gemaakt van broes of foederieten, en moeten dus niet vernard worden met de S&S of Steel snaren die Martin meesters levert.

Lifespan 2.0

**Lifespan 2.0**  
De Lifespan-saarten hebben in hun naam het voorvoegsel 2.0 meegekregen. Deze lijn is Martin's tegenhanger van de gecoate staarten van o.a. Elbar en D'Addario, die veel langer meegaan dan gewone staarten. Martin heeft de coating van zurel de omwinding als de kernknaad verbeterd, waardoor de staarten een lagere weerstand hebben. Waar sommige gecoate staarten

## Ditto Jam X2 Lo

Het is wel weer een extra ding waar je aan moet denken en het hangt van je verbruiken in de gitaartechnicus af of je met een gewone aan zekerheid staat te spelen.

Het is heel fijn dat je een loop kunt laten vertragen met de leplernpknop en deze functie werkt erg goed voor oefenen. Toch zal elke drummer kunnen beamen dat het niet altijd verstandig is om veranderingen in tempo aan een gitarist over te laten.

Minder wertvollste

**Minder woorspelbaar**  
De Jaan heeft soms problemen met het weergeven van de noten aan het einde van een maat op het goedtestende tempo, en dat is erg jammer. Als je de looper zonder andere muzikanten ertoe gebruikt, lijdt de Ditto bij bepaalde loops in de war te raken. Hierdoor worden de lansen soms afgebroken, uitgeweid of onduidelijk weergegeven.



nog wel een onnatuurlijk penstroot  
klinken (of beter gezegd, door hun zeer  
heldere geluid afwijken van wat je van  
een akoestische gitaar naar gewend was)  
klinken deze stranen evenwichtig en ze  
spelen ook prima.

**Conclusie**

Je raag aan een bouwjaar met een reputatie als Martin eigenlijk alleen maar prima snaren verwachten, en dat zijn dit dan ook. ■

**MARTIN AFDERTIC ACOUSTIC**

000331 ●●●●●

Q10007 2021 (Nederlandse naam nog niet vertaald)

oper



Langzamere akoordschema's kunnen nog wel eens verbaasd worden en als je niet in een sterkwartsmaat speelt raagt de Jan duidelijk een stuk minder worpbaar dan de oudere X2. ■

32 ELECTRONIC DIGITS (AM X2 LOOPER)  
GAIN: \*\*\*\*\*  
[ ] @ 3000 Hz: individualized delay technology, near real  
time perfect

[\[pdf\]](#)

Martin Guitars MA 535S Authentic Acoustic Set Thomann Nederland 70622 gitarist nl 21817 thomann de  
prod review ref prp dyk tes 0 |||

sneltest Martin Authentic Acoustic Martin heeft zijn bekendste akoestische gitaarsnaren vernieuwd. ...aat speelt reageert de Jam duidelijk een stuk minder voorspelbaar dan de oudere X2. G TC ELECTRONIC **DITTO JAM X2 LOOPER** OORDEEL n GITARIST ZEGT: Indrukwekkend stukje technologie, maar nog niet perfect...

lang:nl score:25 filesize: 117.83 K page\_count: 1 document date: 2018-11-20