

## Amazon Basics MHP-1190-01A

# Amazon Basics Over-Ear Studio Monitor Headphones (Model MHP-1190-01A) User Manual

Your guide to setup, operation, and maintenance.

## 1. INTRODUCTION

Thank you for choosing the Amazon Basics Over-Ear Studio Monitor Headphones. These headphones are designed to provide clear audio reproduction and comfort for extended listening sessions, making them suitable for studio monitoring, field recording, and general audio enjoyment. This manual provides essential information for the proper use and care of your headphones.

## 2. PACKAGE CONTENTS

- Amazon Basics Over-Ear Studio Monitor Headphones
- Detachable Audio Cable (3.5mm to 3.5mm with 6.35mm adapter)

## 3. PRODUCT OVERVIEW

The Amazon Basics Over-Ear Studio Monitor Headphones feature a robust design with user comfort and audio clarity in mind.

- **Over-Ear Design:** Helps isolate sound and minimize external noise, ideal for focused listening environments.
- **Comfortable Fit:** Contoured ear-cups and a self-adjustable, flexible leather headband ensure comfort during prolonged use.
- **Swivel Ear-cups:** 90-degree swivel functionality allows for single-ear monitoring.
- **Foldable Design:** Ear-cups fold inward for compact storage and easy transport.
- **High-Quality Drivers:** Equipped with 40 mm diameter drivers for clear audio output.
- **Detachable Cable:** Features a DJ-style 9.8-foot coiled cable with a detachable standard 6.3mm plug adapter for versatile connectivity.



Figure 1: Angled view of the Amazon Basics Over-Ear Studio Monitor Headphones.

## 4. SETUP INSTRUCTIONS

1. **Unpack Contents:** Carefully remove the headphones and all accessories from the packaging.
2. **Connect Audio Cable:** Insert the smaller 3.5mm end of the detachable audio cable into the audio jack located on the left earcup of the headphones. Ensure it is securely seated.



Figure 2: The detachable coiled audio cable with 3.5mm and 6.35mm connectors.

### 3. Connect to Audio Source:

- For devices with a 3.5mm audio output (e.g., smartphones, laptops, MP3 players), connect the larger 3.5mm end of the cable directly to the device's audio jack.
- For devices with a 6.35mm audio output (e.g., audio interfaces, mixing consoles, amplifiers), attach the included 6.35mm adapter to the larger 3.5mm end of the cable, then connect it to the device's audio jack.



Figure 3: Headphones connected to a laptop via the audio cable.

4. **Adjust Headband:** Place the headphones on your head. Adjust the headband by sliding the earcups up or down until they fit comfortably over your ears. The headband is self-adjustable for optimal fit.
5. **Position Earcups:** Ensure the earcups fully enclose your ears for the best sound isolation and comfort. The earcups are designed to swivel 90 degrees for single-ear monitoring if needed.



Figure 4: Earcup swiveled for single-ear monitoring.

## 5. OPERATING INSTRUCTIONS

---

1. **Power On Audio Source:** Ensure your audio source device is powered on and playing audio.
2. **Adjust Volume:** Control the audio volume directly from your connected audio source device. These headphones do not feature inline volume controls.
3. **Single-Ear Monitoring:** For situations requiring awareness of your surroundings or specific audio monitoring techniques, rotate one earcup 90 degrees to listen with a single ear.
4. **Optimal Listening:** For the best audio experience, ensure both earcups are fully covering your ears and the headband is adjusted for a secure yet comfortable fit.

## 6. MAINTENANCE

---

Proper maintenance ensures the longevity and performance of your headphones.

- **Cleaning Earcups:** Gently wipe the earcups and headband with a soft, dry cloth. For stubborn dirt, a slightly damp cloth can be used, but avoid excessive moisture. Do not use harsh chemicals or abrasive cleaners.
- **Cable Care:** Avoid sharply bending or twisting the audio cable. When storing, coil the cable loosely. The detachable design allows for easy replacement if the cable becomes damaged.
- **Storage:** When not in use, store the headphones in a clean, dry place. The foldable design allows for compact storage. Avoid exposing them to extreme temperatures, humidity, or direct sunlight.
- **Avoid Drops:** Protect the headphones from drops and impacts, which can damage internal components.

## 7. TROUBLESHOOTING

---

If you encounter issues with your headphones, refer to the following common problems and solutions:

Problem	Possible Cause	Solution
No sound or low volume	<ul style="list-style-type: none"><li>• Cable not fully connected.</li><li>• Audio source volume too low or muted.</li><li>• Incorrect audio output selected on device.</li><li>• Damaged cable.</li></ul>	<ul style="list-style-type: none"><li>• Ensure both ends of the audio cable are securely plugged in.</li><li>• Increase volume on your audio source device.</li><li>• Check device settings to ensure audio is routed to the correct output.</li><li>• Try a different audio cable if available.</li></ul>
Distorted or poor sound quality	<ul style="list-style-type: none"><li>• Loose cable connection.</li><li>• Audio source issues.</li><li>• Damaged headphones or cable.</li></ul>	<ul style="list-style-type: none"><li>• Check all cable connections.</li><li>• Test with a different audio source or different audio file.</li><li>• Inspect cable and headphones for visible damage.</li></ul>
Headphones are uncomfortable	<ul style="list-style-type: none"><li>• Improper headband adjustment.</li><li>• Earcups not positioned correctly.</li></ul>	<ul style="list-style-type: none"><li>• Adjust the headband to ensure a comfortable fit over your head.</li><li>• Ensure earcups fully enclose your ears without excessive pressure.</li></ul>

8. SPECIFICATIONS

Feature	Detail
Brand	Amazon Basics
Model Number	MHP-1190-01A
Connectivity Technology	Wired
Headphones Jack	3.5 mm (with detachable 6.35 mm adapter)
Driver Size	40 mm
Ear Placement	Over Ear
Form Factor	Over Ear
Material	Leather (earcups and headband)
Color	Black
Item Weight	8 ounces (0.5 Pounds)
Product Dimensions	7.88 x 3.78 x 7.09 inches
Cable Feature	Detachable, Coiled










## 9. WARRANTY AND SUPPORT

These Amazon Basics Over-Ear Studio Monitor Headphones are backed by an Amazon Basics 1-year limited warranty. For detailed warranty information or support, please refer to the official Amazon Basics website or contact Amazon customer service.

For further assistance, please visit the [Amazon Basics Store](#).

### Related Documents - MHP-1190-01A

 <b>User Manual</b> Bluetooth Wireless On-Ear Headphones, Black Manuel de l'utilisateur Casque d'écoute Bluetooth sans fil, noir Bedienungsanleitung Kabellose übertragende Kopfhörer, Bluetooth, schwarz Manuale per l'uso Cuffia senza fili Bluetooth, colore: nero Manual del usuario Auriculares inalámbricos con Bluetooth, negro Gebruikershandleiding Draadloze Bluetooth-koptelefoon, on-ear, zwart Instrukcja obsługi Bezprzewodowe słuchawki doouszne Bluetooth, czarne Bruksanvisning Trådlös on-ear-hörlurar med Bluetooth, svart ユーザーマニュアル Bluetooth ワイヤレス オンイヤーヘッドホン、ブラック BOBVM1PSYN	<a href="#">Amazon Basics Bluetooth Wireless On-Ear Headphones User Manual</a> User manual for Amazon Basics Bluetooth Wireless On-Ear Headphones, Black. Provides instructions on setup, usage, troubleshooting, specifications, and legal notices.
 <b>User Manual</b> Bluetooth Wireless On-Ear Headphones (Black, BOBVM1PSYN) Manuel de l'utilisateur Casque d'écoute Bluetooth sans fil, noir Bedienungsanleitung Kabellose übertragende Kopfhörer, Bluetooth, schwarz Manuale per l'uso Cuffia senza fili Bluetooth, colore: nero Manual del usuario Auriculares inalámbricos con Bluetooth, negro Gebruikershandleiding Draadloze Bluetooth-koptelefoon, on-ear, zwart Instrukcja obsługi Bezprzewodowe słuchawki doouszne Bluetooth, czarne Bruksanvisning Trådlös on-ear-hörlurar med Bluetooth, svart ユーザーマニュアル Bluetooth ワイヤレス オンイヤーヘッドホン、ブラック BOBVM1PSYN	<a href="#">Amazon Basics Bluetooth Wireless On-Ear Headphones User Manual</a> User manual for Amazon Basics Bluetooth Wireless On-Ear Headphones (Black, BOBVM1PSYN). Includes setup, usage, troubleshooting, safety, and specifications.
 <b>Quick Setup Guide</b> Bluetooth Wireless On-Ear Headphones (Model BOBVM1PSYN) Manuel de l'utilisateur Casque d'écoute Bluetooth sans fil, noir Bedienungsanleitung Kabellose übertragende Kopfhörer, Bluetooth, schwarz Manuale per l'uso Cuffia senza fili Bluetooth, colore: nero Manual del usuario Auriculares inalámbricos con Bluetooth, negro Gebruikershandleiding Draadloze Bluetooth-koptelefoon, on-ear, zwart Instrukcja obsługi Bezprzewodowe słuchawki doouszne Bluetooth, czarne Bruksanvisning Trådlös on-ear-hörlurar med Bluetooth, svart ユーザーマニュアル Bluetooth ワイヤレス オンイヤーヘッドホン、ブラック BOBVM1PSYN	<a href="#">Amazon Basics Bluetooth Wireless On-Ear Headphones Quick Setup Guide</a> Quick setup guide for Amazon Basics Bluetooth Wireless On-Ear Headphones (Model BOBVM1PSYN), including basic operations, Bluetooth pairing instructions, indicator light meanings, and charging information.
 <b>User Manual and Specifications</b> Wired USB-C Earbuds with Microphone (Model BOCYSSF1CP, AMZ-E8090A) Manuel de l'utilisateur Casque d'écoute Bluetooth sans fil, noir Bedienungsanleitung Kabellose übertragende Kopfhörer, Bluetooth, schwarz Manuale per l'uso Cuffia senza fili Bluetooth, colore: nero Manual del usuario Auriculares inalámbricos con Bluetooth, negro Gebruikershandleiding Draadloze Bluetooth-koptelefoon, on-ear, zwart Instrukcja obsługi Bezprzewodowe słuchawki doouszne Bluetooth, czarne Bruksanvisning Trådlös on-ear-hörlurar med Bluetooth, svart ユーザーマニュアル Bluetooth ワイヤレス オンイヤーヘッドホン、ブラック BOBVM1PSYN	<a href="#">Amazon Basics Wired USB-C Earbuds with Microphone User Manual</a> User manual and specifications for Amazon Basics Wired USB-C Earbuds with Microphone (Model BOCYSSF1CP, AMZ-E8090A). Includes safety, usage, and troubleshooting information.
 <b>User Manual</b> Hybrid Active Noise Cancelling Headphones, Wireless, Over-ear, Bluetooth Manuel de l'utilisateur Casque hybride à réduction active du bruit, sans fil, sans-câble, Bluetooth Manual del usuario Auriculares híbridos con cancelación activa de ruido, inalámbricos, supraaurales, Bluetooth Bedienungsanleitung Kabellose Hybrid-Noise-Cancelling-Kopfhörer, Wireless, Over-Ear, Bluetooth Manuale per l'uso Cuffia con cancellazione del rumore attiva (ibrida, wireless, over-ear, Bluetooth) Gebruikershandleiding Hybride koptelefoon met actieve ruisonderdrukking, draadloos, over-ear, Bluetooth Instrukcja obsługi Hybrydowe słuchawki z aktywną redukcją szumów, bezprzewodowe, suprauszne, Bluetooth Bruksanvisning Hybrid koptelefon med aktiv brusreducering, trådlös, over-ear, Bluetooth ユーザーマニュアル ハイブリッド アクティブ ノイズキャンセリングヘッドホン、ワイヤレス、オーバーイヤー、Bluetooth BOD4LPT95	<a href="#">Amazon Basics Hybrid Active Noise Cancelling Headphones User Manual</a> Comprehensive user manual for Amazon Basics Hybrid Active Noise Cancelling Headphones, covering setup, usage, troubleshooting, and specifications. Learn how to pair, use noise cancellation, and maintain your headphones.

<div><div>amazon basics</div><div></div></div> <div><div><div>Safety and Use Manual Manuel de Sécurité et d'Utilisation Manual de uso y Seguridad 安全と取扱マニュアル</div></div></div> <div><div>Electronic Keypad Entry Lever Door Lock Verrou de Porte à Levier avec Padlock Électronique avec Clavier Cerradura de Puerta con Manija y Toldado Electrónica de Acceso 電子キーパッド電子レバー錠 B08JAN3FXJ, B08JAN3B0V, B08JAN3T3WJ</div></div>	<div><a href="#">Amazon Basics Electronic Keypad Entry Lever Door Lock: Safety and Use Manual</a></div> <div>Comprehensive safety and use manual for the Amazon Basics Electronic Keypad Entry Lever Door Lock, covering installation, operation, programming, troubleshooting, and specifications.</div>
---	---