

## Tespher HG-BAG-16GAL

# Tespher 3-Pack 63 Gallon Reusable Lawn Garden Bags Instruction Manual

Model: HG-BAG-16GAL

### PRODUCT OVERVIEW

The Tespber 3-Pack 63 Gallon Reusable Lawn Garden Bags are designed for efficient collection and transport of various yard waste and household items. Constructed from durable polypropylene fabric, these bags offer a large capacity and feature reinforced handles for ease of use.



*Image: Tespher 3-Pack 63 Gallon Reusable Lawn Garden Bags with included gardening gloves.*

## FEATURES

---

- **High Capacity:** Each bag holds 63 gallons of material, providing ample space for yard waste.
- **Durable Construction:** Made from rugged, rip-resistant 150gsm polypropylene fabric, designed for longevity and repeated use.
- **Standable Design:** Includes a plastic loop to keep the bag upright and open during filling, allowing for hands-free operation.
- **Reinforced Handles:** Equipped with 4 reinforced nylon handles (2 on top, 2 on bottom) for easy lifting, carrying, and emptying.
- **Versatile Use:** Suitable for collecting leaves, grass clippings, plant trimmings, and for general household storage or moving.
- **Water-Repellent:** The material is water-repellent, protecting contents from moisture.

## WHAT'S INCLUDED

---

- 3 x Tespher 63 Gallon Reusable Lawn Garden Bags
- 1 x Pair of Waterproof Gardening Gloves



- 3 x Plastic Support Rings (one for each bag)

## SETUP

1. **Unfold the Bag:** Carefully unfold each garden bag from its compact storage position.
2. **Insert the Support Ring:** Locate the plastic support ring provided with each bag. Thread the ring through the designated loops or channel around the top rim of the bag. Ensure the ring is fully inserted and secured to maintain the bag's upright and open shape.

*Video: Demonstration of how to insert the plastic support ring into the garden bag for stability.*

**Stay Upright & Keep Open, Very Handy**

**Bigger Size, More Space!**



*Image: The interior of a Tespher garden bag, illustrating its standable design once the support ring is in place.*

## OPERATING INSTRUCTIONS

1. **Positioning:** Place the open bag in the desired location for collecting yard waste. The installed support ring will keep the bag open and stable.
2. **Filling:** Use a rake, shovel, or your hands (wearing the provided gloves) to fill the bag with leaves, grass clippings, plant trimmings, or other debris. The wide opening facilitates easy filling.
3. **Carrying:** For lighter loads, use the two top handles. For heavier loads, utilize all four reinforced handles (two on top, two on the bottom) to distribute weight and facilitate lifting and carrying.



4. **Emptying:** To empty, use the bottom handles to tilt and shake out the contents. The durable material is designed to withstand repeated emptying.

*Video: A person raking grass clippings and leaves into a standing yard waste bag, demonstrating the ease of filling.*

## To Buy, Select a Size Fit for Yard, Lawn Garden, Camping, Household!

3-Pack Bags with Gloves

Well-Made

Reusable

Multi-use

8-Size Bags on Selling



Car Trunk / Pickup Trunk



Leaf twigs waste

Big Yard Lawn Garden, Clutter, Moving House Bags



Gardening • Landscaping



Grass & Weeds



Yard, Lawn & Gardening



Big Size. More Space.

*Image: Tespher garden bags filled with debris, ready for transport in a vehicle.*









*Video: A person emptying a large garden bag filled with leaves, highlighting the reinforced handles and ease of disposal.*

## MAINTENANCE

- **Cleaning:** After use, shake out any remaining debris. The water-repellent surface can be wiped clean with a damp cloth if necessary.
- **Storage:** When not in use, remove the plastic support ring and fold the bag flat for compact storage. This helps maintain the bag's shape and extends its lifespan.

## 8 Size Bag Select

Please check the bag size you prefer !

	1	2	3	4	5	6	7	8
	16gal	32gal	46gal	63gal	72gal	80gal	106gal	137gal
								
Size	18x15 in	18x30 in	26x19 in	31x19 in	26x30 in	26x33 in	31x31 in	34x34 in
Usage	Standard	Standard	Standard	Professional	Professional	Professional	Professional	Professional
Volume	16 gal	32 gal	46 gal	63 gal	72 gal	80 gal	106 gal	137 gal
Height	H 15 "	H 30 "	H 19 "	H 19 "	H 30 "	H 33 "	H 31 "	H 34 "
Width	W 18 "	W 18 "	W 26 "	W 31 "	W 26 "	W 26 "	W 31 "	W 34 "
Handles	4	4	4	4	4	4	4	4
Gloves	1 pair	1 pair	1 pair	1 pair	1 pair	1 pair	1 pair	1 pair
Note								Multi-Size Reusable Versatile

8-Size Bags on Selling

More Size Please Find [Tespheer Yard Bags!](#)

Versatile

Image: Tespher garden bags folded flat for efficient storage.

## TROUBLESHOOTING

- **Bag does not stand upright:** Ensure the plastic support ring is fully and correctly inserted into the top channel of the bag.
- **Difficulty carrying heavy loads:** Always use both sets of handles (top and bottom) to distribute weight evenly and reduce strain. Consider emptying the bag partially if it becomes too heavy.
- **Tears or damage:** While designed to be rip-resistant, avoid dragging the bag over sharp objects or overloading it with excessively heavy or abrasive materials to prevent damage.

## SPECIFICATIONS

Specification	Detail
Brand	Tespheer
Model Number	HG-BAG-16GAL



Specification	Detail
Capacity	63 Gallons per bag
Dimensions (Diameter x Height)	31 inches x 19 inches
Material	Polypropylene (150gsm)
Handles	4 Reinforced Nylon Handles per bag
Color	Green
Item Weight (Total for 3-pack)	2.9 Pounds

3-Pack, 63 Gallon Bags, Width 31", Height 19"

Well-made, Sturdy

63 Gallon, 31 x 19 inch

Large

3-Pack

31"

19"



Image: Key dimensions of the Tespher 63 Gallon Garden Bag.

WARRANTY AND SUPPORT

For any questions, concerns, or support regarding your Tespher Lawn Garden Bags, please contact the manufacturer directly through their official channels. Please refer to your purchase documentation for specific warranty details.

